



Office of the NEW YORK STATE

COMPTROLLER

Comptroller's Annual Report to the Legislature on State Funds Cash Basis of Accounting

FISCAL YEAR ENDED MARCH 31, 2022

Office of Operations

Division of Payroll, Accounting and Revenue Services

NYS Comptroller

THOMAS P. DINAPOLI

Additional information relating to New York State finances is available at the Comptroller's website at:

www.osc.state.ny.us

If you would like to be deleted from our mailing list or if your address has changed, please contact the Bureau of Financial Reporting and Oil Spill Remediation at (518) 474-3277, send an email to ***FinRep@osc.ny.gov*** or write to:

Office of the State Comptroller
Bureau of Financial Reporting and Oil Spill Remediation
110 State Street - 9th Floor
Albany, NY 12236

**STATE OF NEW YORK
OFFICE OF OPERATIONS
DIVISION OF PAYROLL, ACCOUNTING AND REVENUE SERVICES
BUREAU OF FINANCIAL REPORTING AND OIL SPILL REMEDIATION**

**COMPTROLLER'S ANNUAL REPORT TO THE LEGISLATURE ON STATE FUNDS - CASH BASIS OF ACCOUNTING
FISCAL YEAR ENDED MARCH 31, 2022**

TABLE OF CONTENTS

Combined Statements of Cash Receipts, Disbursements and Changes in Fund Balances

	Governmental Funds - Receipts (Graphic Illustration)	6
	Governmental Funds - Disbursements (Graphic Illustration)	7
Exhibit A	Governmental Funds	8
Exhibit A Supplemental	Governmental Funds - State Operating	9
Exhibit B	Proprietary Funds	10
Exhibit C	Trust Funds	11
Exhibit D General Fund	Governmental Funds - Budgetary Basis Report - Financial Plan and Actual - General Fund	12
Exhibit D Special Revenue	Governmental Funds - Budgetary Basis Report - Financial Plan and Actual - Special Revenue	13
Exhibit D Special Revenue - State	Governmental Funds - Budgetary Basis Report - Financial Plan and Actual - Special Revenue - State	14
Exhibit D Special Revenue - Federal	Governmental Funds - Budgetary Basis Report - Financial Plan and Actual - Special Revenue - Federal	15
Exhibit D Debt	Governmental Funds - Budgetary Basis Report - Financial Plan and Actual - Debt Service	16
Exhibit D Capital Projects	Governmental Funds - Budgetary Basis Report - Financial Plan and Actual - Capital Projects	17
Exhibit D Capital Projects - State	Governmental Funds - Budgetary Basis Report - Financial Plan and Actual - Capital Projects - State	18
Exhibit D Capital Projects - Federal	Governmental Funds - Budgetary Basis Report - Financial Plan and Actual - Capital Projects - Federal	19

Notes to Financial Statements

	20
--	----

Combining Statements of Cash Receipts, Disbursements and Changes in Fund Balances

Exhibit A-1	General Fund	32
Exhibit A-2 - State	Special Revenue Funds - State	34
Exhibit A-2 - Federal	Special Revenue Funds - Federal	44
Exhibit A-2 - Summary	Special Revenue Funds - State and Federal	46
Exhibit A-3	Debt Service Funds	47
Exhibit A-4	Capital Projects Funds - State and Federal	49
Exhibit B-1	Enterprise Funds	56
Exhibit B-2	Internal Service Funds	57
Exhibit C-1	Trust Funds	58
Exhibit C-2	Private Purpose Trust Funds	59
Exhibit C-3	Agency Funds	60
Exhibit C-4	Sole Custody Funds and Accounts	61

Supplementary Schedules

Schedule 1	Governmental Funds - Schedule of Net Tax Receipts	68
Schedule 2	Governmental Funds - Combined Statement of Receipts and Other Financing Sources	69
Schedule 3	Governmental Funds - Schedule of Tax Receipts: Fiscal Years 2012-13 through 2021-22	72
Schedule 4	Governmental Funds - Combining Schedule of Tax Receipts	73
Schedule 5	Governmental Funds - State Tax Receipts per Capita: Fiscal Years 2012-13 through 2021-22	75
	Governmental Funds - Receipts: Ten Year Trend Analysis (Graphic Illustration)	76
	Governmental Funds - Receipts to Disbursements: Ten Year Trend Analysis (Graphic Illustration)	77
Schedule 6	Governmental Funds - Schedule of Receipts, Disbursements and Other Financing Sources (Uses): Fiscal Years 2012-13 through 2021-22	78
Schedule 6 Supplemental	Governmental Funds - State Operating Funds - Schedule of Receipts, Disbursements and Other Financing Sources (Uses): Fiscal Years 2012-13 through 2021-22	79
	Governmental Funds - Local Assistance Grants (Graphic Illustration)	80
	Governmental Funds - Local Assistance Grants by Funding Source (Graphic Illustration)	81

STATE OF NEW YORK
OFFICE OF OPERATIONS
DIVISION OF PAYROLL, ACCOUNTING AND REVENUE SERVICES
BUREAU OF FINANCIAL REPORTING AND OIL SPILL REMEDIATION

COMPTROLLER'S ANNUAL REPORT TO THE LEGISLATURE ON STATE FUNDS - CASH BASIS OF ACCOUNTING
FISCAL YEAR ENDED MARCH 31, 2022

TABLE OF CONTENTS

Supplementary Schedules (continued)

Schedule 7	<u>Governmental Funds - Local Assistance Disbursements by Program</u>	82
	Statement of Appropriation Transactions (in Force):	
Schedule 8	<u>All Funds by Fund Type</u>	83
Schedule 9	<u>All Funds by Business Unit</u>	84
	Appropriated Loans Receivable:	
Schedule 10	<u>Summary of Appropriated Loans Receivable Transactions by Fund and Business Unit - Governmental Funds</u>	90
Schedule 11	<u>Summary of Appropriated Loans Receivable Transactions by Fund, Business Unit and Department - General Fund</u>	91
Schedule 12	<u>Summary of Appropriated Loans Receivable Transactions by Fund, Business Unit and Department - Special Revenue Funds</u>	92
Schedule 13	<u>Summary of Appropriated Loans Receivable Transactions by Fund, Business Unit and Department - Capital Projects Funds</u>	93
	State Debt Activity:	
Schedule 14	<u>Statement of State General Obligation Debt Activity</u>	94
Schedule 15	<u>General Obligation Debt - Authorized, Issued and Outstanding</u>	95
Schedule 16	<u>General Obligation Debt - Principal and Interest Payments: Fiscal Years 2012-13 through 2021-22</u>	96
Schedule 17	<u>Future General Obligation Debt Service Requirements Payable from Debt Service Funds</u>	99
Schedule 18	<u>Debt Service Funds - Lease/Purchase and Other Financing Agreement Disbursements</u>	101
Schedule 19	<u>Future Lease/Purchase and Contractual Obligation Requirements Payable from Debt Service Funds</u>	102
	<u>State Debt Outstanding as of March 31: Fiscal Years 2012-13 through 2021-22 (Graphic Illustration)</u>	104
Schedule 20	<u>State Debt Outstanding as of March 31: Fiscal Years 2012-13 through 2021-22</u>	105
Schedule 20a	<u>State Supported Debt Outstanding as of March 31 Per Capita: Fiscal Years 2012-13 through 2021-22</u>	106
Schedule 20b	<u>State Funded Debt Obligations Outstanding as of March 31 Per Capita: Fiscal Years 2012-13 through 2021-22</u>	107
Schedule 20c	<u>State Related Debt Obligations Outstanding as of March 31 Per Capita: Fiscal Years 2012-13 through 2021-22</u>	108
	Combining Statements of Selected Departmental Disbursements:	
Schedule 21	<u>General Fund</u>	109
Schedule 22	<u>Special Revenue Funds - State</u>	111
Schedule 23	<u>Special Revenue Funds - Federal</u>	113
Schedule 24	<u>Debt Service Funds</u>	114
Schedule 25	<u>Capital Projects Funds - State</u>	115
Schedule 26	<u>Capital Projects Funds - Federal</u>	116

STATE OF NEW YORK
OFFICE OF OPERATIONS
DIVISION OF PAYROLL, ACCOUNTING AND REVENUE SERVICES
BUREAU OF FINANCIAL REPORTING AND OIL SPILL REMEDIATION

COMPTROLLER'S ANNUAL REPORT TO THE LEGISLATURE ON STATE FUNDS - CASH BASIS OF ACCOUNTING
FISCAL YEAR ENDED MARCH 31, 2022

TABLE OF CONTENTS

Supplementary Schedules (continued)

Other Supplementary Schedules:		
Schedule 27	Tax Stabilization Reserve Fund - Statement of Net Cash Transactions: Fiscal Years 1945-46 through 2021-22	117
Schedule 28	Short-Term Investment Pool: Fiscal Years 2012-13 through 2021-22	119
Schedule 29	Investment Yields, Portfolio Balances and Interest Earnings	120
Schedule 30	Investment Portfolio Balances	121
Schedule 31	Temporary Loans Outstanding: Fiscal Years 2012-13 through 2021-22	122
Schedule 32	Temporary Loans Outstanding as of March 31, 2022	123
Schedule 33	Summary of Cash Advance Accounts by Business Unit and Department	126
Appendix	Fund Structure (Graphic Illustration)	133
	Fund Structure and List of Joint Custody Funds	134

**STATE OF NEW YORK
OFFICE OF OPERATIONS
DIVISION OF PAYROLL, ACCOUNTING AND REVENUE SERVICES
BUREAU OF FINANCIAL REPORTING AND OIL SPILL REMEDIATION**

COMPTROLLER'S ANNUAL REPORT TO THE LEGISLATURE ON STATE FUNDS - CASH BASIS OF ACCOUNTING FISCAL YEAR ENDED MARCH 31, 2022
--

GLOSSARY OF ABBREVIATIONS

ACTION	Accelerated Capacity and Transportation Improvements of the Nineties
ARRA	American Recovery and Reinvestment Act of 2009
CIO	Chief Information Officer
COPs	Certificates of Participation
CUNY	City University of New York
CUTRA	City University Tuition Reimbursement Account
CW/CA	Clean Water / Clean Air
DASNY	Dormitory Authority of the State of New York
DDSO	Developmental Disabilities Services Office
DEC	Department of Environmental Conservation
DOCCS	Department of Corrections and Community Supervision
DOH	Department of Health
DOL	Department of Labor
DOT	Department of Transportation
DSAS	Division of Substance Abuse Services
ECET	Employer Compensation Expense Tax
EFC	Environmental Facilities Corporation
EHS	Employee Health Services
ENCON	Department of Environmental Conservation
EPIC	Elderly Pharmaceutical Insurance Coverage
ERDA	Energy Research and Development Authority
HAF	Housing Assistance Fund
HCR	Housing and Community Renewal
HCRA	Health Care Reform Act
HESC	Higher Education Services Corporation
HFA	Housing Finance Agency
HHC	Health and Hospitals Corporation
HOOCS	Highway Oversize/Overweight Credentialing System
HSC	Health Science Center
IOLA	Interest on Lawyer Account
IT	Information Technology
LGAC	New York Local Government Assistance Corporation
LGATF	Local Government Assistance Tax Fund
LLC	Limited Liability Company
MBBA	Municipal Bond Bank Agency
MCTD	Metropolitan Commuter Transportation District
MMIS	Medicaid Management Information System
MSA	Master Settlement Agreement
MTA	Metropolitan Transportation Authority

**STATE OF NEW YORK
OFFICE OF OPERATIONS
DIVISION OF PAYROLL, ACCOUNTING AND REVENUE SERVICES
BUREAU OF FINANCIAL REPORTING AND OIL SPILL REMEDIATION**

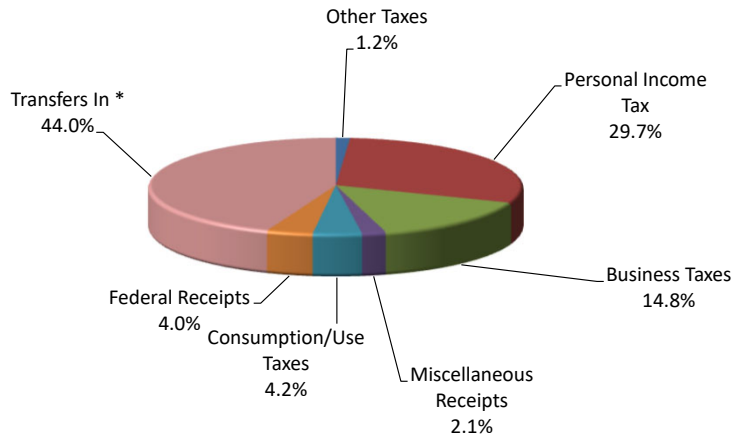
COMPTROLLER'S ANNUAL REPORT TO THE LEGISLATURE ON STATE FUNDS - CASH BASIS OF ACCOUNTING FISCAL YEAR ENDED MARCH 31, 2022
--

GLOSSARY OF ABBREVIATIONS

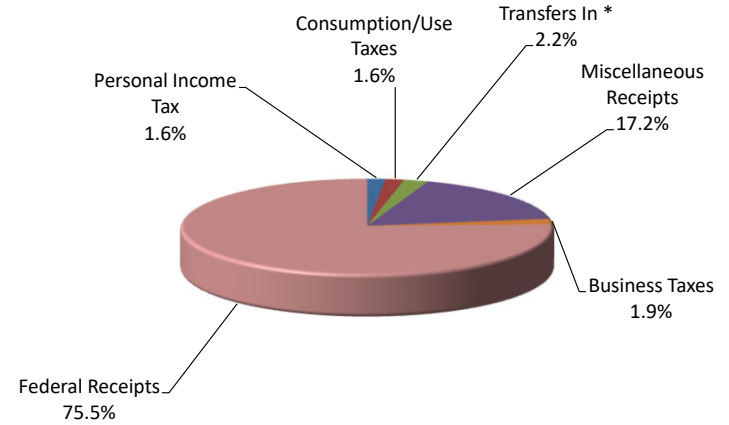
NYC	New York City
NYCCC	New York City County Clerk
NYT	New York Network
OASAS	Office of Addiction Services and Supports
OCT	Office of Counter Terrorism
OGS	Office of General Services
OMH	Office of Mental Health
OPWDD	Office for People with Developmental Disabilities
OSC	Office of the State Comptroller
OSHA	Occupational Safety and Health Administration
PASNY	Power Authority of the State of New York
PIT	Personal Income Tax
PTET	Pass-Through Entity Tax
RBTF	Revenue Bond Tax Fund
SLFRF	State and Local Fiscal Recovery Funds
SPARCS	Statewide Planning and Research Cooperative System
SSI	Supplemental Security Income
SSP	New York State Supplement Program
STAR	School Tax Relief
STARC	Sales Tax Asset Receivable Corporation
STIP	Short-Term Investment Pool
STRBTF	Sales Tax Revenue Bond Tax Fund
SUNY	State University of New York
TFA	Transitional Finance Authority
UDC	Urban Development Corporation
USDA	United States Department of Agriculture
VLТ	Video Lottery Terminal
WIC	Women, Infants and Children Program

**GOVERNMENTAL FUNDS - RECEIPTS
FISCAL YEAR ENDED MARCH 31, 2022**

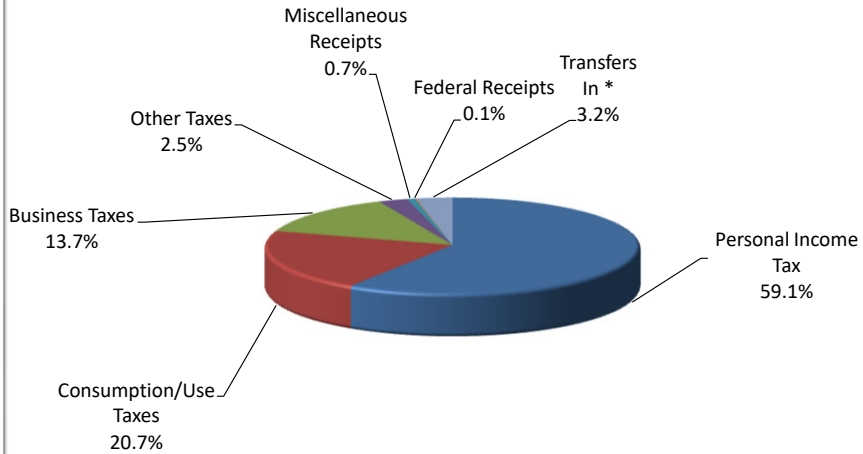
GENERAL



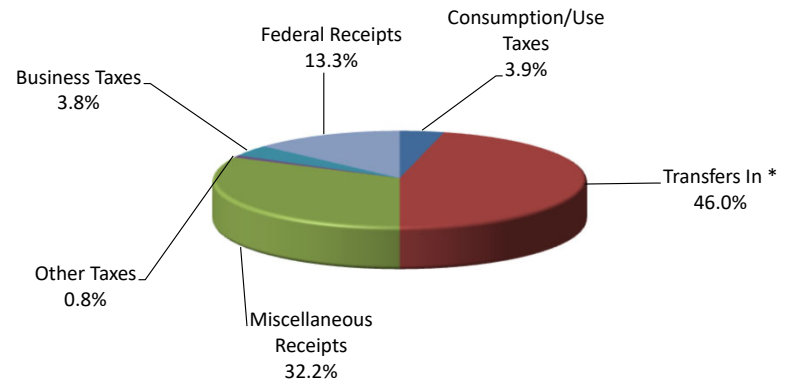
SPECIAL REVENUE



DEBT SERVICE

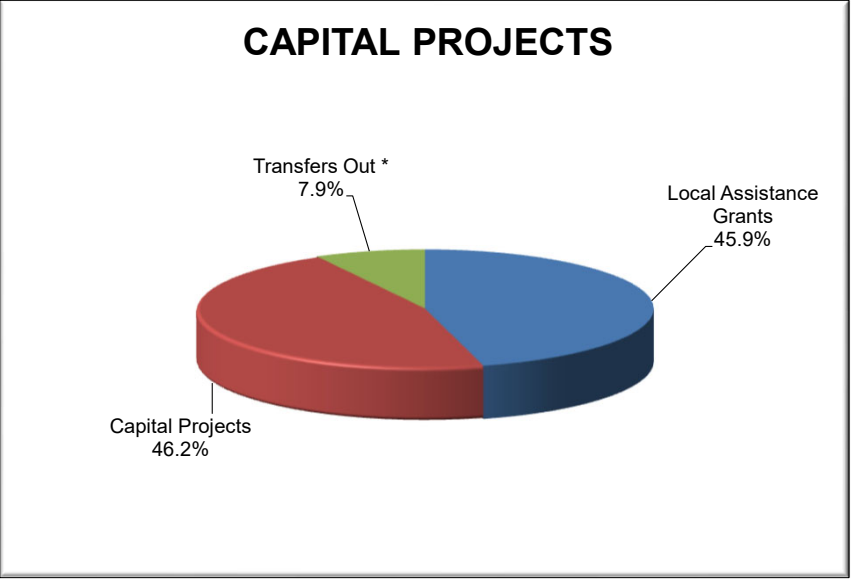
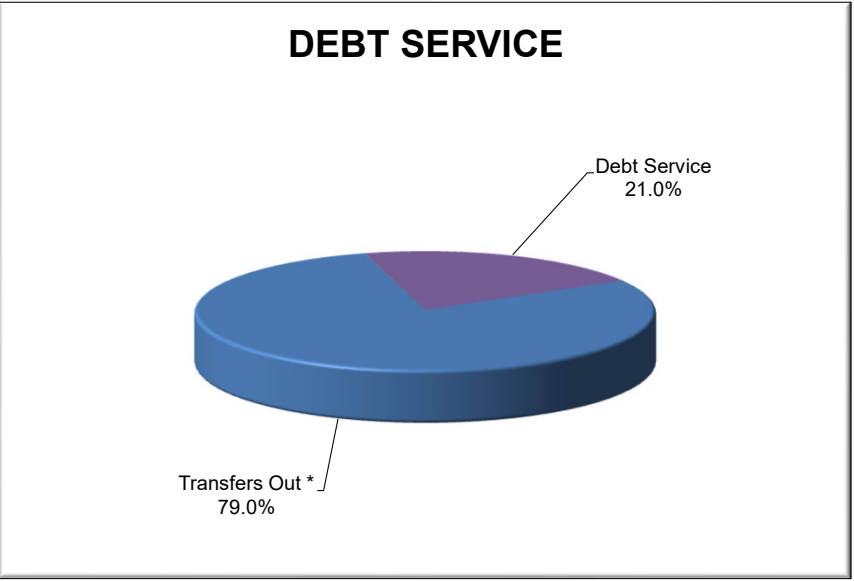
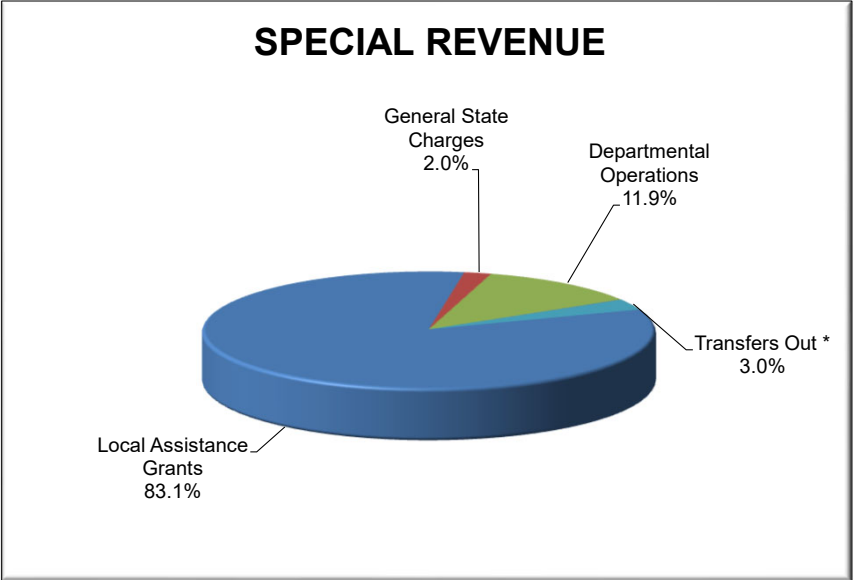
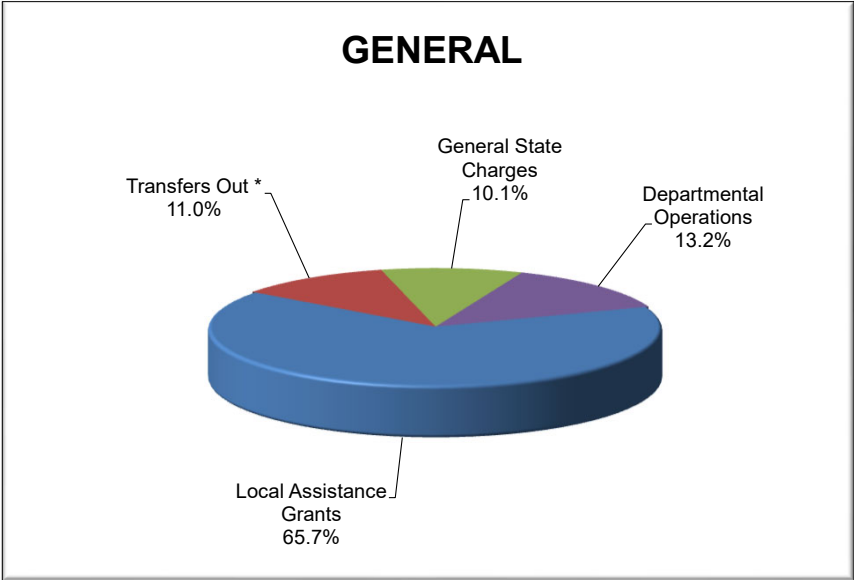


CAPITAL PROJECTS



*Transfers from Other Funds

**GOVERNMENTAL FUNDS - DISBURSEMENTS
FISCAL YEAR ENDED MARCH 31, 2022**



*Transfers to Other Funds

**STATE OF NEW YORK
GOVERNMENTAL FUNDS
COMBINED STATEMENT OF CASH RECEIPTS,
DISBURSEMENTS AND CHANGES IN FUND BALANCES
FISCAL YEAR ENDED MARCH 31, 2022
(amounts in thousands)**

EXHIBIT A

	GENERAL	SPECIAL REVENUE	DEBT SERVICE	CAPITAL PROJECTS	TOTAL GOVERNMENTAL FUNDS	
					2021-22	2020-21
RECEIPTS:						
Personal Income Tax.....	\$ 33,464,443	\$ 1,904,228	\$ 35,368,671	\$ -	\$ 70,737,342	\$ 54,966,670
Consumption/Use Taxes	4,720,704	1,924,936	12,368,932	606,731	19,621,303	16,117,462
Business Taxes.....	16,697,262	2,225,100	8,215,168	587,014	27,724,544	8,792,417
Other Taxes.....	1,406,954	-	1,526,769	119,100	3,052,823	2,499,248
Miscellaneous Receipts.....	2,325,111	20,172,650	427,782	5,006,649	27,932,192	30,772,200
Federal Receipts.....	4,500,013	88,672,679	67,765	2,065,874	95,306,331	78,152,450
Total Receipts.....	63,114,487	114,899,593	57,975,087	8,385,368	244,374,535	191,300,447
DISBURSEMENTS:						
Local Assistance Grants:						
Education.....	29,686,616	11,862,649	-	219,939	41,769,204	37,035,918
Environment and Recreation.....	6,674	5,694	-	370,381	382,749	205,570
General Government.....	1,063,240	740,542	-	501,079	2,304,861	6,016,766
Public Health:						
Medicaid.....	18,783,596	53,333,220	-	-	72,116,816	63,600,848
Other Public Health	2,675,633	8,895,564	-	731,864	12,303,061	10,820,431
Public Safety	201,323	2,034,045	-	112,964	2,348,332	2,358,389
Public Welfare	5,063,927	7,564,180	-	678,944	13,307,051	7,715,346
Support and Regulate Business	780,131	79,365	-	660,874	1,520,370	860,636
Transportation.....	122,990	3,714,441	-	4,047,855	7,885,286	6,157,444
Total Local Assistance Grants.....	58,384,130	88,229,700	-	7,323,900	153,937,730	134,771,348
Departmental Operations:						
Personal Service.....	8,063,294	7,030,839	-	-	15,094,133	14,792,082
Non-Personal Service.....	3,674,462	5,590,897	14,157	-	9,279,516	7,375,679
General State Charges.....	8,983,422	2,076,832	-	-	11,060,254	9,259,466
Debt Service, Including Payments on Financing Agreements.....	-	42,278	12,544,930	-	12,587,208	13,298,477
Capital Projects.....	-	-	-	7,380,480	7,380,480	7,090,029
Total Disbursements.....	79,105,308	102,970,546	12,559,087	14,704,380	209,339,321	186,587,081
Excess (Deficiency) of Receipts over Disbursements.....	(15,990,821)	11,929,047	45,416,000	(6,319,012)	35,035,214	4,713,366
OTHER FINANCING SOURCES (USES):						
Bond and Note Proceeds, net.....	-	-	-	-	-	202,642
Transfers from Other Funds.....	49,695,153	2,535,106	1,896,140	7,171,859	61,298,258	37,288,898
Transfers to Other Funds.....	(9,812,440)	(3,195,168)	(47,275,201)	(1,252,760)	(61,535,569)	(37,541,026)
Total Other Financing Sources (Uses).....	39,882,713	(660,062)	(45,379,061)	5,919,099	(237,311)	(49,486)
Excess (Deficiency) of Receipts and Other Financing Sources over Disbursements and Other Financing Uses.....	23,891,892	11,268,985	36,939	(399,913)	34,797,903	4,663,880
Fund Balances (Deficits) at April 1.....	9,160,831	10,669,250	65,007	(1,143,997)	18,751,091	14,284,742
Fund Balances (Deficits) at March 31.....	\$ 33,052,723	\$ 21,938,235	\$ 101,946	\$ (1,543,910)	\$ 53,548,994	\$ 18,948,622

See Accompanying Notes

**STATE OF NEW YORK
GOVERNMENTAL FUNDS - STATE OPERATING
COMBINED STATEMENT OF CASH RECEIPTS,
DISBURSEMENTS AND CHANGES IN FUND BALANCES
FISCAL YEAR ENDED MARCH 31, 2022
(amounts in thousands)**

**EXHIBIT A
SUPPLEMENTAL**

	STATE			TOTAL STATE OPERATING FUNDS	
	GENERAL	SPECIAL REVENUE	DEBT SERVICE	2021-22	2020-21
RECEIPTS:					
Personal Income Tax.....	\$ 33,464,443	\$ 1,904,228	\$ 35,368,671	\$ 70,737,342	\$ 54,966,670
Consumption/Use Taxes.....	4,720,704	1,924,936	12,368,932	19,014,572	15,596,905
Business Taxes.....	16,697,262	2,225,100	8,215,168	27,137,530	8,256,522
Other Taxes.....	1,406,954	-	1,526,769	2,933,723	2,380,148
Miscellaneous Receipts.....	2,325,111	19,989,726	427,782	22,742,619	25,109,327
Federal Receipts.....	4,500,013	38,068	67,765	4,605,846	60,658
Total Receipts.....	63,114,487	26,082,058	57,975,087	147,171,632	106,370,230
DISBURSEMENTS:					
Local Assistance Grants:					
Education.....	29,686,616	5,401,851	-	35,088,467	33,909,751
Environment and Recreation.....	6,674	4,630	-	11,304	5,326
General Government.....	1,063,240	193,811	-	1,257,051	1,175,242
Public Health:					
Medicaid.....	18,783,596	5,815,260	-	24,598,856	19,292,613
Other Public Health	2,675,633	1,168,186	-	3,843,819	3,612,626
Public Safety	201,323	295,509	-	496,832	329,689
Public Welfare	5,063,927	1,862	-	5,065,789	2,945,109
Support and Regulate Business	780,131	69,748	-	849,879	168,423
Transportation.....	122,990	3,663,105	-	3,786,095	3,648,121
Total Local Assistance Grants.....	58,384,130	16,613,962	-	74,998,092	65,086,900
Departmental Operations:					
Personal Service.....	8,063,294	5,179,972	-	13,243,266	12,354,693
Non-Personal Service.....	3,674,462	2,903,858	14,157	6,592,477	5,651,162
General State Charges.....	8,983,422	1,041,330	-	10,024,752	7,917,891
Debt Service, Including Payments on Financing Agreements..	-	-	12,544,930	12,544,930	13,196,256
Total Disbursements.....	79,105,308	25,739,122	12,559,087	117,403,517	104,206,902
Excess (Deficiency) of Receipts over Disbursements.....	(15,990,821)	342,936	45,416,000	29,768,115	2,163,328
OTHER FINANCING SOURCES (USES):					
Transfers from Other Funds.....	49,695,153	3,090,322	1,896,140	54,681,615	33,030,762
Transfers to Other Funds.....	(9,812,440)	(1,529,333)	(47,275,201)	(58,616,974)	(34,470,447)
Total Other Financing Sources (Uses).....	39,882,713	1,560,989	(45,379,061)	(3,935,359)	(1,439,685)
Excess (Deficiency) of Receipts and Other Financing Sources over Disbursements and Other Financing Uses.....	23,891,892	1,903,925	36,939	25,832,756	723,643
Fund Balances at April 1	9,160,831	5,708,576	65,007	14,934,414	14,408,302
Fund Balances at March 31.....	\$ 33,052,723	\$ 7,612,501	\$ 101,946	\$ 40,767,170	\$ 15,131,945

See Accompanying Notes

STATE OF NEW YORK
 PROPRIETARY FUNDS
 COMBINED STATEMENT OF CASH RECEIPTS,
 DISBURSEMENTS AND CHANGES IN FUND BALANCES
 FISCAL YEAR ENDED MARCH 31, 2022
 (amounts in thousands)

EXHIBIT B

	ENTERPRISE	INTERNAL SERVICE	TOTAL PROPRIETARY FUNDS	
			2021-22	2020-21
RECEIPTS:				
Miscellaneous Receipts.....	\$ 2,919,804	\$ 582,004	\$ 3,501,808	\$ 590,476
Federal Receipts.....	23,966,223	-	23,966,223	57,050,013
Unemployment Taxes.....	3,132,180	-	3,132,180	15,133,805
Total Receipts.....	30,018,207	582,004	30,600,211	72,774,294
DISBURSEMENTS:				
Departmental Operations:				
Personal Service.....	1,643,257	130,177	1,773,434	147,229
Non-Personal Service.....	428,486	403,959	832,445	572,934
General State Charges.....	721,915	62,101	784,016	61,839
Unemployment Benefits.....	27,201,882	-	27,201,882	72,071,714
Total Disbursements.....	29,995,540	596,237	30,591,777	72,853,716
Excess (Deficiency) of Receipts over Disbursements.....	22,667	(14,233)	8,434	(79,422)
OTHER FINANCING SOURCES (USES):				
Transfers from Other Funds.....	7,000	246,176	253,176	136,796
Transfers to Other Funds.....	-	(5,151)	(5,151)	(7,456)
Total Other Financing Sources (Uses).....	7,000	241,025	248,025	129,340
Excess (Deficiency) of Receipts and Other Financing Sources over Disbursements and Other Financing Uses.....	29,667	226,792	256,459	49,918
Fund Balances (Deficits) at April 1.....	328,000	(363,521)	(35,521)	(267,846)
Fund Balances (Deficits) at March 31.....	\$ 357,667	\$ (136,729)	\$ 220,938	\$ (217,928)

See Accompanying Notes

STATE OF NEW YORK
 TRUST FUNDS
 COMBINED STATEMENT OF CASH RECEIPTS,
 DISBURSEMENTS AND CHANGES IN FUND BALANCES
 FISCAL YEAR ENDED MARCH 31, 2022
 (amounts in thousands)

EXHIBIT C

	TRUST FUNDS	PRIVATE PURPOSE TRUST	TOTAL TRUST FUNDS	
			2021-22	2020-21
RECEIPTS:				
Miscellaneous Receipts.....	\$ 498,787	\$ 6,478	\$ 505,265	\$ 151,606
Total Receipts.....	498,787	6,478	505,265	151,606
DISBURSEMENTS:				
Departmental Operations:				
Personal Service.....	81,225	406	81,631	77,861
Non-Personal Service.....	48,148	124	48,272	32,439
General State Charges.....	50,499	271	50,770	39,974
Total Disbursements.....	179,872	801	180,673	150,274
Excess (Deficiency) of Receipts over Disbursements.....	318,915	5,677	324,592	1,332
Fund Balances (Deficits) at April 1.....	(10)	40,186	40,176	13,148
Fund Balances (Deficits) at March 31.....	\$ 318,905	\$ 45,863	\$ 364,768	\$ 14,480

See Accompanying Notes

STATE OF NEW YORK
GOVERNMENTAL FUNDS
BUDGETARY BASIS REPORT - FINANCIAL PLAN AND ACTUAL - GENERAL FUND
COMBINED STATEMENT OF CASH RECEIPTS, DISBURSEMENTS
AND CHANGES IN FUND BALANCES
FISCAL YEAR ENDED MARCH 31, 2022
(amounts in thousands)

EXHIBIT D

	Financial Plan Amounts			Actual	Final to Actual Over/ (Under) Variance
	Original	Mid-Year	Final		
RECEIPTS:					
Personal Income Tax.....	\$ 28,548,000	\$ 30,710,000	\$ 32,125,000	\$ 33,464,400	\$ 1,339,400
Consumption/Use Taxes.....	4,389,000	4,469,000	4,627,000	4,720,700	93,700
Business Taxes.....	6,986,000	8,041,000	16,514,000	16,697,300	183,300
Other Taxes.....	1,226,000	1,226,000	1,293,000	1,406,900	113,900
Miscellaneous Receipts.....	1,775,000	1,802,000	1,839,000	2,325,100	486,100
Federal Receipts.....	-	-	-	4,500,000	4,500,000
Transfers from Other Funds:					
Revenue Bond Tax Fund.....	24,727,000	26,890,000	34,929,000	34,269,900	(659,100)
Sales Tax in excess of LGAC/STRBTF Debt Service.....	11,005,000	11,269,000	11,797,000	9,692,600	(2,104,400)
Real Estate Taxes in excess of CW/CA Debt Service.....	898,000	1,102,000	1,311,000	1,478,700	167,700
All Other.....	7,630,000	7,616,000	7,611,000	4,254,000	(3,357,000)
Total Receipts.....	87,184,000	93,125,000	112,046,000	112,809,600	763,600
DISBURSEMENTS:					
Local Assistance Grants.....	61,041,000	61,410,000	61,215,000	58,384,100	(2,830,900)
Departmental Operations.....	12,388,000	12,723,000	13,618,000	11,737,800	(1,880,200)
General State Charges.....	8,435,000	8,341,000	8,155,000	8,983,400	828,400
Transfers to Other Funds:					
Debt Service.....	392,000	392,000	339,000	339,500	500
Capital Projects.....	3,863,000	4,616,000	4,618,000	6,818,000	2,200,000
State Share of Medicaid.....	-	-	-	266,000	266,000
SUNY Operations.....	1,301,000	1,301,000	1,336,000	1,384,700	48,700
Other Purposes.....	1,571,000	1,734,000	1,413,000	1,004,200	(408,800)
Total Disbursements.....	88,991,000	90,517,000	90,694,000	88,917,700	(1,776,300)
Excess (Deficiency) of Receipts over Disbursements.....	(1,807,000)	2,608,000	21,352,000	23,891,900	2,539,900
Fund Balances (Deficits) at April 1.....	9,161,000	9,161,000	9,161,000	9,160,800	(200)
Fund Balances (Deficits) at March 31.....	\$ 7,354,000	\$ 11,769,000	\$ 30,513,000	\$ 33,052,700	\$ 2,539,700

See Accompanying Notes

STATE OF NEW YORK
GOVERNMENTAL FUNDS
BUDGETARY BASIS REPORT - FINANCIAL PLAN AND ACTUAL - SPECIAL REVENUE
COMBINED STATEMENT OF CASH RECEIPTS, DISBURSEMENTS
AND CHANGES IN FUND BALANCES
FISCAL YEAR ENDED MARCH 31, 2022
(amounts in thousands)

EXHIBIT D
(continued)

	Financial Plan Amounts			Actual	Eliminations Actual	Total Actual	Final to Actual Over/ (Under) Variance
	Original	Mid-Year	Final				
RECEIPTS:							
Personal Income Tax.....	\$ 1,979,000	\$ 1,979,000	\$ 1,939,000	\$ 1,904,200	\$ -	\$ 1,904,200	\$ (34,800)
Consumption/Use Taxes.....	1,830,000	1,850,000	1,926,000	1,925,000	-	1,925,000	(1,000)
Business Taxes.....	2,014,000	2,204,000	2,259,000	2,225,100	-	2,225,100	(33,900)
Other Taxes.....	-	-	-	-	-	-	-
Miscellaneous Receipts.....	15,227,000	15,543,000	15,806,000	20,172,600	-	20,172,600	4,366,600
Federal Receipts.....	93,891,000	94,774,000	97,621,000	88,672,700	-	88,672,700	(8,948,300)
Transfers from Other Funds.....	2,537,000	2,538,000	2,573,000	3,090,300	(555,200)	2,535,100	(37,900)
Total Receipts.....	117,478,000	118,888,000	122,124,000	117,989,900	(555,200)	117,434,700	(4,689,300)
DISBURSEMENTS:							
Local Assistance Grants.....	90,683,000	91,429,000	91,921,000	88,229,700	-	88,229,700	(3,691,300)
Departmental Operations.....	12,138,000	12,153,000	12,090,000	12,621,800	-	12,621,800	531,800
General State Charges.....	1,538,000	1,679,000	2,098,000	2,076,800	-	2,076,800	(21,200)
Debt Service.....	42,000	42,000	42,000	42,300	-	42,300	300
Capital Projects.....	-	-	-	-	-	-	-
Transfers to Other Funds.....	6,614,000	6,608,000	6,615,000	3,750,400	(555,200)	3,195,200	(3,419,800)
Total Disbursements.....	111,015,000	111,911,000	112,766,000	106,721,000	(555,200)	106,165,800	(6,600,200)
Excess (Deficiency) of Receipts over Disbursements.....	6,463,000	6,977,000	9,358,000	11,268,900	-	11,268,900	1,910,900
Fund Balances (Deficits) at April 1.....	10,669,000	10,669,000	10,669,000	10,669,300	-	10,669,300	300
Fund Balances (Deficits) at March 31.....	\$ 17,132,000	\$ 17,646,000	\$ 20,027,000	\$ 21,938,200	\$ -	\$ 21,938,200	\$ 1,911,200

See Accompanying Notes

STATE OF NEW YORK
GOVERNMENTAL FUNDS
BUDGETARY BASIS REPORT - FINANCIAL PLAN AND ACTUAL - SPECIAL REVENUE - STATE
COMBINED STATEMENT OF CASH RECEIPTS, DISBURSEMENTS
AND CHANGES IN FUND BALANCES
FISCAL YEAR ENDED MARCH 31, 2022
(amounts in thousands)

EXHIBIT D
(continued)

	Financial Plan Amounts			Actual	Final to Actual Over/ (Under) Variance
	Original	Mid-Year	Final		
RECEIPTS:					
Personal Income Tax.....	\$ 1,979,000	\$ 1,979,000	\$ 1,939,000	\$ 1,904,200	\$ (34,800)
Consumption/Use Taxes.....	1,830,000	1,850,000	1,926,000	1,925,000	(1,000)
Business Taxes.....	2,014,000	2,204,000	2,259,000	2,225,100	(33,900)
Other Taxes.....	-	-	-	-	-
Miscellaneous Receipts.....	14,877,000	15,221,000	15,443,000	19,989,700	4,546,700
Federal Receipts.....	357,000	357,000	357,000	38,100	(318,900)
Transfers from Other Funds.....	2,537,000	2,538,000	2,573,000	3,090,300	517,300
Total Receipts.....	23,594,000	24,149,000	24,497,000	29,172,400	4,675,400
DISBURSEMENTS:					
Local Assistance Grants.....	15,693,000	15,810,000	15,680,000	16,614,000	934,000
Departmental Operations.....	6,849,000	6,958,000	7,099,000	8,083,900	984,900
General State Charges.....	1,083,000	1,084,000	1,106,000	1,041,300	(64,700)
Capital Projects.....	-	-	-	-	-
Transfers to Other Funds.....	(54,000)	(60,000)	(54,000)	1,529,300	1,583,300
Total Disbursements.....	23,571,000	23,792,000	23,831,000	27,268,500	3,437,500
Excess (Deficiency) of Receipts over Disbursements.....	23,000	357,000	666,000	1,903,900	1,237,900
Fund Balances (Deficits) at April 1.....	5,708,000	5,708,000	5,708,000	5,708,600	600
Fund Balances (Deficits) at March 31.....	\$ 5,731,000	\$ 6,065,000	\$ 6,374,000	\$ 7,612,500	\$ 1,238,500

STATE OF NEW YORK
GOVERNMENTAL FUNDS
BUDGETARY BASIS REPORT - FINANCIAL PLAN AND ACTUAL - SPECIAL REVENUE - FEDERAL
COMBINED STATEMENT OF CASH RECEIPTS, DISBURSEMENTS
AND CHANGES IN FUND BALANCES
FISCAL YEAR ENDED MARCH 31, 2022
(amounts in thousands)

EXHIBIT D
(continued)

	Financial Plan Amounts			Actual	Final to Actual Over/ (Under) Variance
	Original	Mid-Year	Final		
RECEIPTS:					
Miscellaneous Receipts.....	\$ 350,000	\$ 322,000	\$ 363,000	\$ 182,900	\$ (180,100)
Federal Receipts.....	93,534,000	94,417,000	97,264,000	88,634,600	(8,629,400)
Transfers from Other Funds.....	-	-	-	-	-
Total Receipts.....	93,884,000	94,739,000	97,627,000	88,817,500	(8,809,500)
DISBURSEMENTS:					
Local Assistance Grants.....	74,990,000	75,619,000	76,241,000	71,615,700	(4,625,300)
Departmental Operations.....	5,289,000	5,195,000	4,991,000	4,537,900	(453,100)
General State Charges.....	455,000	595,000	992,000	1,035,500	43,500
Debt Service.....	42,000	42,000	42,000	42,300	300
Capital Projects.....	-	-	-	-	-
Transfers to Other Funds.....	6,668,000	6,668,000	6,669,000	2,221,100	(4,447,900)
Total Disbursements.....	87,444,000	88,119,000	88,935,000	79,452,500	(9,482,500)
Excess (Deficiency) of Receipts over Disbursements.....	6,440,000	6,620,000	8,692,000	9,365,000	673,000
Fund Balances (Deficits) at April 1.....	4,961,000	4,961,000	4,961,000	4,960,700	(300)
Fund Balances (Deficits) at March 31.....	\$ 11,401,000	\$ 11,581,000	\$ 13,653,000	\$ 14,325,700	\$ 672,700

STATE OF NEW YORK
GOVERNMENTAL FUNDS
BUDGETARY BASIS REPORT - FINANCIAL PLAN AND ACTUAL - DEBT SERVICE
COMBINED STATEMENT OF CASH RECEIPTS, DISBURSEMENTS
AND CHANGES IN FUND BALANCES
FISCAL YEAR ENDED MARCH 31, 2022
(amounts in thousands)

EXHIBIT D
(continued)

	Financial Plan Amounts			Actual	Final to Actual Over/ (Under) Variance
	Original	Mid-Year	Final		
RECEIPTS:					
Personal Income Tax.....	\$ 30,522,000	\$ 32,684,000	\$ 34,058,000	\$ 35,368,700	\$ 1,310,700
Consumption/Use Taxes.....	11,330,000	11,594,000	12,103,000	12,368,900	265,900
Business Taxes.....	-	-	8,355,000	8,215,200	(139,800)
Other Taxes.....	943,000	1,147,000	1,360,000	1,526,800	166,800
Miscellaneous Receipts.....	379,000	379,000	371,000	427,800	56,800
Federal Receipts.....	72,000	72,000	72,000	67,800	(4,200)
Transfers from Other Funds.....	1,930,000	1,930,000	1,878,000	1,896,100	18,100
Total Receipts.....	45,176,000	47,806,000	58,197,000	59,871,300	1,674,300
DISBURSEMENTS:					
Departmental Operations.....	24,000	24,000	24,000	14,200	(9,800)
Debt Service.....	6,707,000	6,707,000	8,329,000	12,544,900	4,215,900
Transfers to Other Funds.....	38,440,000	41,072,000	49,839,000	47,275,200	(2,563,800)
Total Disbursements.....	45,171,000	47,803,000	58,192,000	59,834,300	1,642,300
Excess (Deficiency) of Receipts over Disbursements.....	5,000	3,000	5,000	37,000	32,000
Fund Balances (Deficits) at April 1.....	65,000	65,000	65,000	65,000	-
Fund Balances (Deficits) at March 31.....	\$ 70,000	\$ 68,000	\$ 70,000	\$ 102,000	\$ 32,000

See Accompanying Notes

STATE OF NEW YORK
GOVERNMENTAL FUNDS
BUDGETARY BASIS REPORT - FINANCIAL PLAN AND ACTUAL - CAPITAL PROJECTS
COMBINED STATEMENT OF CASH RECEIPTS, DISBURSEMENTS
AND CHANGES IN FUND BALANCES
FISCAL YEAR ENDED MARCH 31, 2022
(amounts in thousands)

EXHIBIT D
(continued)

	Financial Plan Amounts			Actual	Eliminations Actual	Total Actual	Final to Actual Over/ (Under) Variance
	Original	Mid-Year	Final				
RECEIPTS:							
Consumption/Use Taxes.....	\$ 606,000	\$ 612,000	\$ 602,000	\$ 606,700	\$ -	\$ 606,700	\$ 4,700
Business Taxes.....	601,000	599,000	591,000	587,000	-	587,000	(4,000)
Other Taxes.....	119,000	119,000	119,000	119,100	-	119,100	100
Miscellaneous Receipts.....	8,671,000	8,101,000	8,001,000	5,006,700	-	5,006,700	(2,994,300)
Federal Receipts.....	2,682,000	2,682,000	2,267,000	2,065,900	-	2,065,900	(201,100)
Transfers from Other Funds.....	4,251,000	5,010,000	5,016,000	7,192,000	(20,200)	7,171,800	2,155,800
Total Receipts.....	16,930,000	17,123,000	16,596,000	15,577,400	(20,200)	15,557,200	(1,038,800)
DISBURSEMENTS:							
Local Assistance Grants.....	7,262,000	7,735,000	7,597,000	7,324,000	-	7,324,000	(273,000)
Capital Projects.....	8,629,000	8,266,000	7,837,000	7,380,400	-	7,380,400	(456,600)
Transfers to Other Funds.....	1,305,000	1,305,000	1,305,000	1,272,900	(20,200)	1,252,700	(52,300)
Total Disbursements.....	17,196,000	17,306,000	16,739,000	15,977,300	(20,200)	15,957,100	(781,900)
Excess (Deficiency) of Receipts over Disbursements.....	(266,000)	(183,000)	(143,000)	(399,900)	-	(399,900)	(256,900)
OTHER FINANCING SOURCES (USES):							
Bond and Note Proceeds, net.....	433,000	433,000	433,000	-	-	-	(433,000)
Total Other Financing Sources (Uses).....	433,000	433,000	433,000	-	-	-	(433,000)
Excess (Deficiency) of Receipts and Other Financing Sources over Disbursements and Other Financing Uses.....	167,000	250,000	290,000	(399,900)	-	(399,900)	(689,900)
Fund Balances (Deficits) at April 1.....	(1,144,000)	(1,144,000)	(1,144,000)	(1,144,000)	-	(1,144,000)	-
Fund Balances (Deficits) at March 31.....	\$ (977,000)	\$ (894,000)	\$ (854,000)	\$ (1,543,900)	\$ -	\$ (1,543,900)	\$ (689,900)

See Accompanying Notes

STATE OF NEW YORK
GOVERNMENTAL FUNDS
BUDGETARY BASIS REPORT - FINANCIAL PLAN AND ACTUAL - CAPITAL PROJECTS - STATE
COMBINED STATEMENT OF CASH RECEIPTS, DISBURSEMENTS
AND CHANGES IN FUND BALANCES
FISCAL YEAR ENDED MARCH 31, 2022
(amounts in thousands)

EXHIBIT D
(continued)

	Financial Plan Amounts			Actual	Final to Actual Over/ (Under) Variance
	Original	Mid-Year	Final		
RECEIPTS:					
Consumption/Use Taxes.....	\$ 606,000	\$ 612,000	\$ 602,000	\$ 606,700	\$ 4,700
Business Taxes.....	601,000	599,000	591,000	587,000	(4,000)
Other Taxes.....	119,000	119,000	119,000	119,100	100
Miscellaneous Receipts.....	8,671,000	8,101,000	8,001,000	5,007,000	(2,994,000)
Federal Receipts.....	5,000	5,000	5,000	1,900	(3,100)
Transfers from Other Funds.....	4,627,000	5,386,000	5,392,000	7,189,900	1,797,900
Total Receipts.....	14,629,000	14,822,000	14,710,000	13,511,600	(1,198,400)
DISBURSEMENTS:					
Local Assistance Grants.....	6,556,000	7,009,000	6,871,000	6,575,400	(295,600)
Capital Projects.....	7,041,000	6,698,000	6,684,000	5,877,000	(807,000)
Transfers to Other Funds.....	1,305,000	1,305,000	1,305,000	1,252,300	(52,700)
Total Disbursements.....	14,902,000	15,012,000	14,860,000	13,704,700	(1,155,300)
Excess (Deficiency) of Receipts over Disbursements.....	(273,000)	(190,000)	(150,000)	(193,100)	(43,100)
OTHER FINANCING SOURCES (USES):					
Bond and Note Proceeds, net.....	433,000	433,000	433,000	-	(433,000)
Total Other Financing Sources (Uses).....	433,000	433,000	433,000	-	(433,000)
Excess (Deficiency) of Receipts and Other Financing Sources over Disbursements and Other Financing Uses.....	160,000	243,000	283,000	(193,100)	(476,100)
Fund Balances (Deficits) at April 1.....	(562,000)	(562,000)	(562,000)	(563,700)	(1,700)
Fund Balances (Deficits) at March 31.....	\$ (402,000)	\$ (319,000)	\$ (279,000)	\$ (756,800)	\$ (477,800)

STATE OF NEW YORK
GOVERNMENTAL FUNDS
BUDGETARY BASIS REPORT - FINANCIAL PLAN AND ACTUAL - CAPITAL PROJECTS - FEDERAL
COMBINED STATEMENT OF CASH RECEIPTS, DISBURSEMENTS
AND CHANGES IN FUND BALANCES
FISCAL YEAR ENDED MARCH 31, 2022
(amounts in thousands)

EXHIBIT D
(continued)

	Financial Plan Amounts			Actual	Final to Actual Over/ (Under) Variance
	Original	Mid-Year	Final		
RECEIPTS:					
Miscellaneous Receipts.....	\$ -	\$ -	\$ -	\$ (300)	\$ (300)
Federal Receipts.....	2,677,000	2,677,000	2,262,000	2,064,000	(198,000)
Transfers from Other Funds.....	(376,000)	(376,000)	(376,000)	2,100	378,100
Total Receipts.....	2,301,000	2,301,000	1,886,000	2,065,800	179,800
DISBURSEMENTS:					
Local Assistance Grants.....	706,000	726,000	726,000	748,600	22,600
Capital Projects.....	1,588,000	1,568,000	1,153,000	1,503,400	350,400
Transfers to Other Funds.....	-	-	-	20,600	20,600
Total Disbursements.....	2,294,000	2,294,000	1,879,000	2,272,600	393,600
Excess (Deficiency) of Receipts over Disbursements.....	7,000	7,000	7,000	(206,800)	(213,800)
OTHER FINANCING SOURCES (USES):					
Bond and Note Proceeds, net.....	-	-	-	-	-
Total Other Financing Sources (Uses).....	-	-	-	-	-
Excess (Deficiency) of Receipts and Other Financing Sources over Disbursements and Other Financing Uses.....	7,000	7,000	7,000	(206,800)	(213,800)
Fund Balances (Deficits) at April 1.....	(582,000)	(582,000)	(582,000)	(580,300)	1,700
Fund Balances (Deficits) at March 31.....	<u>\$ (575,000)</u>	<u>\$ (575,000)</u>	<u>\$ (575,000)</u>	<u>\$ (787,100)</u>	<u>\$ (212,100)</u>

NOTES TO THE COMPTROLLER'S 2022 ANNUAL REPORT TO THE LEGISLATURE ON THE STATE FUNDS - CASH BASIS OF ACCOUNTING

NOTE 1 - BASIS OF PRESENTATION

As set forth in State Finance Law, this report is prepared on a cash basis of accounting. Accounting and reporting of financial activity on a cash basis results in the recording of receipts at the time money or checks are deposited in the State Treasury and the recording of disbursements at the time a check is drawn, regardless of the fiscal period to which the receipts or disbursements relate. The State Financial Plan sets forth projections of receipts and disbursements in the governmental fund types based initially upon the recommendations in the Executive Budget. After the budget is enacted, the State Financial Plan is adjusted to reflect revenue measures, appropriation bills, and certain related bills enacted by the Legislature. The Financial Plan is updated quarterly, or more frequently when necessary, by the Division of the Budget.

NOTE 2 - FUND TYPES

The State records its transactions in the following fund types:

Governmental Funds:

General - the major operating fund of the State. It accounts for all receipts that are not required by law to be deposited into another fund. The General Fund's income finances disbursements from the Local Assistance Account, the State Operations Account, the Contingency Reserve Fund, the Universal Pre-Kindergarten Reserve Fund, the Refund Reserve Account, the Fringe Benefit Escrow Account, and the Tobacco Revenue Guarantee Fund. Receipts in excess of General Fund requirements in the Local Assistance Account and State Operations Account are transferred to the Tax Stabilization Reserve Fund at year-end (see Schedule 27). Receipts retained in the Rainy Day Reserve Fund may only be used in an economic downturn or catastrophic event as defined in State Finance Law Section 92-cc.

Special Revenue - to account for State receipts of specific revenue sources (other than debt service or major capital projects) such as Federal grants, that are legally restricted to disbursements for specified purposes. These restrictions may be imposed by the State or Federal government.

Debt Service - to account for the accumulation of resources for, and the payment of principal and interest on general long-term debt and State debt under lease/purchase and contractual obligation financing agreements. Debt service in relation to general obligation debt and certain lease/purchase and contractual obligation payments that are paid from the General Debt Service Fund are funded by transfers from the General Fund. Also disbursed from Debt Service Funds are debt service related activities for the Health and Mental Hygiene facilities, for highway construction, reconstruction, reconditioning and preservation, and for certain local assistance payments made under contractual agreements with public authorities. Such activities are primarily funded by dedicated tax receipts and patient income.

Capital Projects - to account for resources used for the acquisition or construction of capital facilities. Capital assistance grants to local governments and advances for capital construction costs reimbursable by public authorities of the State, Federal or local governments are also accounted for in these funds. Financial resources are generated primarily from bond issuances, dedicated taxes and other revenues, reimbursement of advances, Federal grants and transfers from other State Funds.

State Operating Funds:

State Operating Funds - comprise the General Fund, State Special Revenue Funds supported by activities from dedicated revenue sources (including operating transfers from Federal Funds) and Debt Service Funds.

Proprietary Funds:

Enterprise - to account for activities for which a fee is charged to users for goods or services. Enterprise Funds include services provided where either the costs are intended to be recovered primarily through charges to users outside of the State entity, or where the potential exists for significant financing through user charges, even if the legislative intent is not to self-finance the service and instead subsidize it from general governmental resources.

Internal Service - to account for any activity that provides goods or services to other funds, other State departments or agencies of the primary government on a cost-reimbursement basis. Internal Service Funds should be used only if the reporting government is the predominant participant in the activity.

Fiduciary Funds:

Trust - to account for the cash basis results of operations for the administrative portion of the State's Common Retirement Fund and to fund the future costs of the Retiree Health Insurance Benefit Fund. The results do not reflect investment activity, balances, or other assets available to the Common Retirement Fund. In addition, pension contributions and payments to retirees are excluded, since these payments are not required to be appropriated.

Private Purpose Trust - to account for all other trust arrangements where the principal and income benefits individuals, private organizations or other governments.

Agency - to account for funds held by the State in a purely custodial capacity. Cash is held temporarily until disbursements are made to individuals, private organizations or other governmental units.

NOTES TO THE COMPTROLLER'S 2022 ANNUAL REPORT TO THE LEGISLATURE ON THE STATE FUNDS - CASH BASIS OF ACCOUNTING

NOTE 3 - DISBURSEMENT DESCRIPTIONS

The State's Cash report includes payments made pursuant to an appropriation, as well as non-appropriated payments from funds held in a fiduciary capacity.

Local Assistance Grants - this category includes payments to counties, cities, towns, villages, school districts, private schools and other local entities as well as certain financial assistance to, or on behalf of, individuals and nonprofit organizations. Schedule 7 contains further information relating to local assistance disbursements by program.

Departmental Operations - this category includes the payment of salaries and compensation for State employees, miscellaneous contractual payments, supplies and materials, travel, rentals and repairs, utilities, postage and shipping, printing, telephone, and other miscellaneous operating costs of State departments and agencies.

General State Charges - this category includes costs mandated either by statute, collective bargaining agreements or court order. Charges in this category include contributions to pension systems, the employer's share of social security contributions, employer contributions toward the cost of medical and dental insurance, workers' compensation and unemployment insurance, and contributions to union employee benefit funds which provide vision care and other services. Also included are fixed costs for State payments in lieu of taxes, as well as payments for local assessments on State-owned land, judgments against the State pursuant to the Court of Claims Act, defense(s) by private counsel or alternately, payments on behalf of State officers and employees in civil judicial proceedings.

Debt Service - this category includes debt service on long-term debt and payments on certain lease/purchase or contractual obligation contracts accounted for in Debt Service Funds (see Schedules 14 and 18). Under lease/purchase or contractual obligation financing arrangements, public authorities and certain municipalities have issued debt to finance the acquisition, construction or rehabilitation of State facilities or equipment and expect to receive rental or contractual payments from the State in an amount equal to the debt issued by the authority or municipality.

Capital Projects - this category includes payments made for the acquisition or construction of the State's capital facilities. Included in this category are planning, land acquisition, design, construction, engineering services, and equipment costs attributable to highways, parkways, rail preservation, outdoor recreation, and environmental conservation projects, as well as payments to local government units and public authorities to help finance highways, parkways, bridges, mass transportation, aviation, economic development, port development, community colleges, community and State mental hygiene buildings, outdoor recreational parks, correctional and State-assisted housing and environmental quality projects. Advances are made for capital construction costs reimbursable by public benefit corporations, the Federal or local governments, or from the proceeds of State bonds and note sales.

NOTE 4 - OTHER FINANCING SOURCES (USES)

Bond Proceeds - this category includes proceeds from the sale of general obligation bonds. Schedule 14 provides an analysis of State debt activity during the fiscal year.

Operating Transfers - constitutes legally authorized transfers from a fund receiving revenues to a fund through which disbursements will ultimately be made.

The more significant General Fund transfers include transfers to the following Funds/Accounts (amounts in millions):

Banking Services	\$	43.3
Batavia School for the Blind		0.9
Building Administration		9.5
Business Service Center		30.0
Centralized Technology Services		32.6
Certificates of Participation		3.4
Charter School Stimulus		9.7
Combined Expendable Trust		1.2
Correctional Facilities Capital Improvement		102.0
Correctional Industries Revolving		22.8
Court Facilities Incentive Aid		93.4
Data Center Account		41.7
Dedicated Highway and Bridge Trust		531.7
Dedicated Infrastructure Investment		235.0
Dedicated Mass Transportation - (Non - MTA)		5.2
Dedicated Mass Transportation - Railroad		9.1
Dedicated Mass Transportation - Transit Authority		51.0
DOH Drinking Water Program Management and Administration		5.4
Entertainment Diversity Job Training and Development		1.8
Environmental Conservation Special Revenue Fund		19.0
Environmental Protection		28.0
Federal Salary Sharing		2.4
General Debt Service		339.5
Hazardous Waste Oversight and Assistance		1.8
Health Insurance Revolving		12.0
Mass Transportation Financial Assistance		244.3
Mass Transportation Operating Assistance		38.8
Medical Cannabis Health Operation and Oversight		6.6
Neighborhood Work Project		1.0
New York City Central Business District Trust		151.5
New York City County Clerks' Operations Offset		2.1
Office of Technology NYT Account		4.0
OGS Enterprise Contracting Account		42.3
Recruitment Incentive		2.6

NOTES TO THE COMPTROLLER'S 2022 ANNUAL REPORT TO THE LEGISLATURE ON THE STATE FUNDS - CASH BASIS OF ACCOUNTING

Rome School for the Deaf	1.0
Sewage Treatment Program Management and Administration	3.0
Spinal Cord Injury	8.5
State Capital Projects	5,919.5
State Fair Receipts	7.0
State Lottery	90.0
State University Income	1,384.7
Tax Revenue Arrearage	1.5
Thruway Authority Account	6.0
Total	\$ 9,546.8

In addition to the amounts listed in the prior table, reported General Fund Transfers to Other Funds include transfers representing payments for patients residing in State-operated Health, Mental Hygiene and State University facilities to the Debt Service Funds (\$22.1m) and the State University Income Fund (\$243.9m).

The Special Revenue Funds, Transfer to Other Funds include transfers to Mental Health Services Fund and Department of Health Income Fund (\$1,461.2m) representing the federal share of Medicaid payments for patients residing in State-operated Health and Mental Hygiene facilities, SUNY Capital Projects Fund (\$10.6m), State Capital Projects Fund (\$213.0m) and All Other Capital Projects (\$119.1m).

Additionally, Special Revenue Funds include Transfers to the General Fund from the following Funds/Accounts (amounts in millions):

Administration Adjudication Account	\$ 2.3
Business and Licensing Services	2.3
Clean Air Account	6.1
ENCON Special Revenue	6.8
Federal Employment and Training Grants	2.0
Federal Health and Human Services	115.1
Federal Operating Grants	8.6
Federal USDA/Food and Nutrition Services	46.0
Fingerprint Identification Technology Account	9.4
Health Care Transformation	350.0
Helen Hayes Hospital	13.1
HESC Insurance Premium	9.1
Miscellaneous State Special Revenue	10.7
Montrose Veteran's Home	2.8
Motor Vehicle Theft and Insurance Fraud	1.1
MTA Operating Assistance	1.4
Nursing Home Receivership Account	1.0
NYC Veterans - St Albans	5.5

NYS Veterans Home - Oxford	3.3
Parking Account	1.0
Patron Services Account	1.5
Professional Medical Conduct Account	1.6
Public Service Account	5.0
State Lottery	3.6
State Police Motor Vehicle Law Enforcement	112.4
Statewide Public Safety Communications	8.9
Surplus Property Account	3.0
System and Technology Account	3.4
SUNY Income Fund	36.7
Training and Education Program on OSHA	1.9
Tribal State Compact Revenue	560.0
Unemployment Insurance Administration	26.4
Unemployment Insurance, Interest & Penalty	11.6
Workers' Compensation Board	12.0
Total	\$ 1,385.6

Debt Service Funds, Transfers to Other Funds include transfers to the General Fund from the following funds (amounts in millions):

Clean Water/Clean Air	\$ 1,478.7
Local Government Assistance Tax	4,121.2
Mental Health Services	1,682.6
Revenue Bond Tax	34,269.9
Sales Tax Revenue Bond Tax	5,571.4
Total	\$ 47,123.8

Also included in the Debt Service Funds transfers are transfers to Special Revenue Funds representing receipts in excess of lease/purchase obligations that are used to finance a portion of the operating expenses for the Department of Health (\$151.4m).

NOTES TO THE COMPTROLLER'S 2022 ANNUAL REPORT TO THE LEGISLATURE ON THE STATE FUNDS - CASH BASIS OF ACCOUNTING

Capital Projects Funds, Transfers to Other Funds include transfers to the General Fund from the following funds (amounts in millions):

Dedicated Highway and Bridge Trust	\$ 1,157.1
Federal Capital Projects	0.4
Hazardous Waste Remedial	21.1
Total	\$ 1,178.6

Also included in Capital Projects Funds transfers are transfers to the General Debt Service Fund - Lease Purchase (\$74.1m).

Transfer Eliminations:

The Special Revenue Funds and Capital Project Funds include transfers of resources between Federal and State accounts within each fund group. To avoid recording spending twice, initially as a transfer of resources to another account and subsequently when payments are made, these transfers are eliminated in these funds.

NOTE 5 - FUTURE DEBT SERVICE REQUIREMENTS

Future debt service payments reflect gross principal and interest due to bondholders as of March 31, 2022. Actual amounts paid by the State may vary from these estimates, due to offsetting interest earnings, actual variable rate results, related expenses and future bond sales conducted between the fiscal year end date and the date the Annual Report was released.

Schedules 17 and 19 provide a complete detail of future debt service requirements.

NOTE 6 - CAPITAL PROJECTS REIMBURSED DISBURSEMENTS

Disbursements from Capital Projects Funds are financed by operating transfers from other funds, proceeds from State bonds and notes, and reimbursements received from public authorities and the Federal Government. The following is a list of capital projects spending by agency and sources of financing (amounts in millions):

Source of Financing	2021-22	Percentage of Spending Supported By:
Direct Deposit of Taxes	\$ 119.1	0.81%
Federal Receipts	2,065.9	14.05%
Non-Public Authority Receipts	1,044.9	7.11%
Public Authority Financing	3,902.7	26.54%
Increase in Borrowing from STIP	399.9	2.72%
State Debt	-	0.00%
Tax Transfers from General Fund	5,919.5	40.26%
Transfers from Other Funds	1,252.4	8.51%
Total	\$ 14,704.4	100.00%

Capital Projects Spending	2021-22
Addiction Services and Supports	\$ 48.4
Agriculture and Markets	53.2
Children and Family Services	17.1
City University of New York	348.0
Corrections and Community Supervision	358.6
Dormitory Authority	180.6
Education	206.1
Energy Research and Development Authority	14.8
Environmental Conservation and Parks	1,071.9
General Services, Office of	236.3
Health	788.7
Homeland Security and Emergency Services	(2.0)
Housing and Community Renewal	575.0
Mental Hygiene	355.5
Metropolitan Transportation Authority	3,001.2
Military and Naval Affairs	238.5
Motor Vehicles (Operating Expense)	306.0
New York State Thruway Authority	0.1
Other	321.0
State	34.9
State Police	42.7
State University of New York	860.9
Temporary and Disability Assistance	92.4
Transportation	4,920.2
UDC (Empire State Development Corp)	634.3
Total	\$ 14,704.4

NOTES TO THE COMPTROLLER'S 2022 ANNUAL REPORT TO THE LEGISLATURE ON THE STATE FUNDS - CASH BASIS OF ACCOUNTING

The Comptroller certifies monthly, to the Division of the Budget, the Assembly Ways and Means Committee and the Senate Finance Committee, capital disbursements that are eligible to be reimbursed by Public Authority financing or State-issued General Obligation Debt.

The unreimbursed capital disbursements are financed in the first instance with General Fund resources or loans from the State's Short-Term Investment Pool. As reimbursements are received, the transfers and loans are repaid.

The amounts shown below represent disbursements as of March 31, 2022 and March 31, 2021, respectively, which are eligible to be reimbursed in the following fiscal year from the funding sources listed below (amounts in millions):

	Unreimbursed Balances	
	2021-22	2020-21
Dormitory Authority (Mental Hygiene)	\$ 425.2	\$ 426.7
Dormitory Authority and State University Income Fund	753.5	516.0
Federal Capital Projects	787.1	580.3
Housing Finance Agency (HFA)	418.8	377.4
Housing Assistance Fund (HAF)	12.9	12.9
State Bond and Note Proceeds	199.8	25.6
Urban Development Corporation (Correctional Facilities)	239.5	169.1
Urban Development Corporation (Youth Facilities)	16.4	14.3
Total	\$ 2,853.2	\$ 2,122.3

NOTE 7 - SCHOOL TAX RELIEF

A portion of Personal Income Tax receipts is transferred to the State Special Revenue - School Tax Relief (STAR) Fund and used to reimburse school districts for the STAR property tax exemptions for homeowners and payments to homeowners for the STAR Property Rebate program. School Tax Relief payments were \$1,904.2m as of March 31, 2022.

Schedule 2 provides additional detail regarding Personal Income Tax receipts.

NOTE 8 - EXTRAORDINARY MONETARY SETTLEMENTS

Since fiscal year 2015, the State has received a significant amount of Extraordinary Monetary Settlements related to violations of State laws by major financial institutions and other entities. The Refund Reserve Account balance includes Extraordinary Monetary Settlements the State has received. The Refund Reserve Account is reported in Exhibit A-1.

NOTE 9 - TOBACCO MASTER SETTLEMENT AGREEMENT PROCEEDS

In fiscal year 2018, bonds secured by annual payments from tobacco manufacturers under the Master Settlement Agreement (MSA) were retired, with no remaining debt service requirements to be paid on these bonds. Legislation (Chapter 59, Laws of 2017) included in the fiscal year 2018 Enacted Budget directed these payments in certain instances be used to help defray costs of the State's takeover of certain Medicaid costs from counties and New York City. Any payments received are deposited to the Medicaid Management Information System Escrow Fund and used to offset, without appropriation, the non-federal share of Medicaid pursuant to the 2018 Enacted Budget. In fiscal year 2022, the payment received was not transferred to the State's Medicaid Management Information System Escrow Fund.

NOTE 10 - STATE AND LOCAL FISCAL RECOVERY FUND

On March 30th, 2022, \$4.5b was transferred to the General Fund from the State and Local Fiscal Recovery Funds (SLFRF).

NOTE 11 - FUND RECLASSIFICATION

Pursuant to fiscal year 2022 Enacted Budget Legislation (Chapter 50), IFR/CUTRA (City University Tuition Reimbursement Account) Fund and CUNY Senior College Operating Fund have both been reclassified from Special Revenue State Funds and Agency Funds, respectively, to Enterprise Funds. As a result of this change, the beginning cash balances in the Special Revenue State Funds and the Agency Funds have been reduced by \$171.8m and \$10.6m, respectively, and the Enterprise Funds have been increased by \$182.4m.

Additionally, the College Savings Account within the Miscellaneous State Special Revenue Funds was reclassified to the Private Purpose Trust Funds. As a result of this change, the beginning balance of the Special Revenue State Funds has been reduced by an additional \$25.7m and Private Purpose Trust Funds increased by \$25.7m.

NOTES TO THE COMPTROLLER'S 2022 ANNUAL REPORT TO THE LEGISLATURE ON THE STATE FUNDS - CASH BASIS OF ACCOUNTING

NOTE 12 - NEW YORK LOCAL GOVERNMENT ASSISTANCE TAX FUND

An amount equal to 25 percent of the State's sales tax, less refunds to taxpayers, is to be deposited in the Local Government Assistance Tax Fund (LGATF). The monies of such Fund are reserved for payment to the New York Local Government Assistance Corporation to enable it to meet principal and interest on its bonds.

Pursuant to Section 92-r(5) of the State Finance Law, monies in the LGATF in excess of debt service requirements and administrative expenses of the New York Local Government Assistance Corporation are required to be transferred to the General Fund.

Following is a summary of the transactions in the LGATF during Fiscal Years 2021-22 and 2020-21 (amounts in thousands):

FY 2021-22													
	2021												2022
	April	May	June	July	August	September	October	November	December	January	February	March	FISCAL YEAR TOTALS
Beginning Balance	\$ -	\$ -	\$ 170,000	\$ -	\$ -	\$ -	\$ -	\$ -	\$ -	\$ -	\$ -	\$ -	\$ -
Sales Tax Receipts	296,698	295,114	402,354	323,851	312,708	407,541	314,285	322,989	410,814	346,623	287,938	400,311	4,121,226
Interest Income	-	-	-	-	-	-	-	-	-	-	-	-	-
Total Receipts	296,698	295,114	402,354	323,851	312,708	407,541	314,285	322,989	410,814	346,623	287,938	400,311	4,121,226
Contractual Services	-	-	-	-	-	-	-	-	-	-	-	-	-
Debt Service	-	-	-	-	-	-	-	-	-	-	-	-	-
Transfer to General Fund for STARC/NYC Payment	-	-	46,000	-	-	-	-	-	-	-	-	-	46,000
Transfer to General Fund	296,698	125,114	526,354	323,851	312,708	407,541	314,285	322,989	410,814	346,623	287,938	400,311	4,075,226
Total Disbursements	296,698	125,114	572,354	323,851	312,708	407,541	314,285	322,989	410,814	346,623	287,938	400,311	4,121,226
Ending Balance	\$ -	\$ 170,000	\$ -	\$ -	\$ -	\$ -	\$ -	\$ -	\$ -	\$ -	\$ -	\$ -	\$ -
FY 2020-21													
	2020												2021
	April	May	June	July	August	September	October	November	December	January	February	March	FISCAL YEAR TOTALS
Beginning Balance	\$ -	\$ -	\$ 97,925	\$ -	\$ -	\$ -	\$ -	\$ -	\$ -	\$ -	\$ -	\$ 79,443	\$ -
Sales Tax Receipts	197,076	184,863	286,012	264,852	268,160	354,469	274,909	272,479	353,344	298,870	249,718	312,468	3,317,220
Interest Income	-	-	7	-	-	-	-	-	-	-	-	2	9
Total Receipts	197,076	184,863	286,019	264,852	268,160	354,469	274,909	272,479	353,344	298,870	249,718	312,470	3,317,229
Contractual Services	-	-	-	-	-	-	-	-	-	-	-	-	-
Debt Service	-	-	-	-	-	-	-	-	-	-	-	79,443	79,443
Transfer to General Fund for STARC/NYC Payment	-	-	170,000	-	-	-	-	-	-	-	-	-	170,000
Transfer to General Fund	197,076	86,938	213,944	264,852	268,160	354,469	274,909	272,479	353,344	298,870	170,275	312,470	3,067,786
Total Disbursements	197,076	86,938	383,944	264,852	268,160	354,469	274,909	272,479	353,344	298,870	170,275	391,913	3,317,229
Ending Balance	\$ -	\$ 97,925	\$ -	\$ -	\$ -	\$ -	\$ -	\$ -	\$ -	\$ -	\$ 79,443	\$ -	\$ -

NOTES TO THE COMPTROLLER'S 2022 ANNUAL REPORT TO THE LEGISLATURE ON THE STATE FUNDS - CASH BASIS OF ACCOUNTING

NOTE 13 - NEW YORK REVENUE BOND TAX FUND

An amount equal to 50 percent of the State's Personal Income Tax (PIT) receipts, Employer Compensation Expense Tax (ECET) receipts, and Pass-Through Entity Tax (PTET), less refunds to taxpayers, is to be deposited in the Revenue Bond Tax Fund (RBTF).

The monies of such Fund are reserved for payment of debt service on Personal Income Tax Revenue Bonds.

Pursuant to Section 92-z(5) of the State Finance Law, monies in the RBTF in excess of debt service requirements are required to be transferred to the General Fund.

Following is a summary of the transactions in the RBTF during Fiscal Years 2021-22 and 2020-21 (amounts in thousands):

FY 2021-22																																							
	<table border="0" style="width: 100%;"> <tr> <td style="text-align: center;">2021</td> <td style="text-align: center;">2022</td> <td colspan="10"></td> <td style="text-align: center;">FISCAL YEAR</td> </tr> <tr> <td style="text-align: center;">April</td> <td style="text-align: center;">May</td> <td style="text-align: center;">June</td> <td style="text-align: center;">July</td> <td style="text-align: center;">August</td> <td style="text-align: center;">September</td> <td style="text-align: center;">October</td> <td style="text-align: center;">November</td> <td style="text-align: center;">December</td> <td style="text-align: center;">January</td> <td style="text-align: center;">February</td> <td style="text-align: center;">March</td> <td style="text-align: center;">TOTALS</td> <td></td> </tr> </table>												2021	2022											FISCAL YEAR	April	May	June	July	August	September	October	November	December	January	February	March	TOTALS	
2021	2022											FISCAL YEAR																											
April	May	June	July	August	September	October	November	December	January	February	March	TOTALS																											
Opening Balance	\$ -	\$ 282	\$ 10	\$ -	\$ 272,506	\$ 759,876	\$ 2,524	\$ 2,524	\$ 177,788	\$ 4,023	\$ 5,470,604	\$ 5,798,813	\$ -																										
PIT Receipts	3,262,900	4,916,527	2,910,281	1,682,275	1,900,738	3,224,883	1,688,177	1,790,559	3,143,187	5,216,461	3,046,292	2,586,391	35,368,671																										
ECET Receipts	112	93	99	199	140	151	222	141	2,449	2,556	161	79	6,402																										
PTET Receipts	-	-	-	-	-	-	-	-	5,081,736	448,613	82,656	2,602,163	8,215,168																										
Federal Subsidies (*)	-	-	-	1,499	28,688	-	-	-	1,499	-	34,542	-	66,228																										
Transfer from - Centralized Services Fund (**)	-	-	-	-	-	-	-	-	-	-	-	-	-																										
Total Receipts	3,263,012	4,916,620	2,910,380	1,683,973	1,929,566	3,225,034	1,688,399	1,790,700	8,228,871	5,667,630	3,163,651	5,188,633	43,656,469																										
Non-Personal Service	-	-	(5,468)	88	7,060	1,877	-	-	-	-	4,909	5,705	14,171																										
Debt Service	-	-	(42,278)	-	285,270	673,802	-	-	175,260	-	692,647	7,587,710	9,372,411																										
Transfer to General Fund	3,262,730	4,916,892	2,958,136	1,411,379	1,149,866	3,306,707	1,688,399	1,615,436	8,227,376	201,049	2,137,886	3,394,031	34,269,887																										
Total Disbursements	3,262,730	4,916,892	2,910,390	1,411,467	1,442,196	3,982,386	1,688,399	1,615,436	8,402,636	201,049	2,835,442	10,987,446	43,656,469																										
Ending Balance	\$ 282	\$ 10	\$ -	\$ 272,506	\$ 759,876	\$ 2,524	\$ 2,524	\$ 177,788	\$ 4,023	\$ 5,470,604	\$ 5,798,813	\$ -	\$ -																										

FY 2020-21																																							
	<table border="0" style="width: 100%;"> <tr> <td style="text-align: center;">2020</td> <td colspan="10"></td> <td style="text-align: center;">2021</td> <td style="text-align: center;">FISCAL YEAR</td> </tr> <tr> <td style="text-align: center;">April</td> <td style="text-align: center;">May</td> <td style="text-align: center;">June</td> <td style="text-align: center;">July</td> <td style="text-align: center;">August</td> <td style="text-align: center;">September</td> <td style="text-align: center;">October</td> <td style="text-align: center;">November</td> <td style="text-align: center;">December</td> <td style="text-align: center;">January</td> <td style="text-align: center;">February</td> <td style="text-align: center;">March</td> <td style="text-align: center;">TOTALS</td> <td></td> </tr> </table>												2020											2021	FISCAL YEAR	April	May	June	July	August	September	October	November	December	January	February	March	TOTALS	
2020											2021	FISCAL YEAR																											
April	May	June	July	August	September	October	November	December	January	February	March	TOTALS																											
Opening Balance	\$ -	\$ 254	\$ 558	\$ 127	\$ 791,998	\$ 1,476,033	\$ 1,850,127	\$ 2,450,127	\$ 3,219,059	\$ 2,438,440	\$ 5,791,780	\$ 5,768,530	\$ -																										
PIT Receipts	1,033,117	1,099,586	2,184,227	5,115,337	1,361,506	2,635,745	1,265,822	1,287,335	2,416,417	4,726,515	2,691,928	1,665,800	27,483,335																										
ECET Receipts	68	(41)	61	132	64	102	166	98	417	360	115	72	1,614																										
Federal Subsidies (*)	-	-	-	-	-	24,398	-	-	10,903	-	26,064	9,207	70,572																										
Transfer from - Health Care Reform Act (HCRA) Resources Fund (**)	-	-	-	-	2,276	2,650	-	-	-	-	-	51,340	56,266																										
Transfer from - Dedicated Highway and Bridge Trust Fund (**)	-	-	-	-	23,192	178,675	-	-	-	-	161,242	912,766	1,275,875																										
Transfer from - Mental Health Services Fund (**)	-	-	-	-	88,712	-	-	-	-	-	209,509	-	298,221																										
Transfer from - Centralized Services Fund (**)	-	-	-	-	-	99	-	-	-	-	-	4,043	4,142																										
Total Receipts	1,033,185	1,099,545	2,184,288	5,115,469	1,475,750	2,841,669	1,265,988	1,287,433	2,427,737	4,726,875	3,088,858	2,643,228	29,190,025																										
Non-Personal Service	-	328	5,989	-	2,886	1,623	-	-	571	-	8,857	6,749	27,003																										
Debt Service	-	-	431	-	301,787	576,381	3	-	1,180,474	-	762,010	7,763,872	10,584,958																										
Transfer to General Fund	1,032,931	1,098,913	2,178,299	4,323,598	487,042	1,889,571	665,985	518,501	2,027,311	1,373,535	2,341,241	641,137	18,578,064																										
Total Disbursements	1,032,931	1,099,241	2,184,719	4,323,598	791,715	2,467,575	665,988	518,501	3,208,356	1,373,535	3,112,108	8,411,758	29,190,025																										
Ending Balance	\$ 254	\$ 558	\$ 127	\$ 791,998	\$ 1,476,033	\$ 1,850,127	\$ 2,450,127	\$ 3,219,059	\$ 2,438,440	\$ 5,791,780	\$ 5,768,530	\$ -	\$ -																										

(*) Pursuant to Section 73 of the State Finance Law, as added by Chapter 56 of the Laws of 2010 and amended by Chapter 59 of the Laws of 2012, the Federal Subsidies are Federal Interest Subsidy receipts solely used for debt service on Build America Bonds and Qualified School Construction Bonds, as authorized pursuant to ARRA, under Section 54AA and 54F of the Internal Revenue Code.

(**) Transfers represent reimbursements for debt service paid from the Revenue Bond Tax Fund. These reimbursements are made pursuant to State Finance Law Sections 92-dd, 89-b, 97-f, and 97-g.

NOTES TO THE COMPTROLLER'S 2022 ANNUAL REPORT TO THE LEGISLATURE ON THE STATE FUNDS - CASH BASIS OF ACCOUNTING

NOTE 14 - NEW YORK SALES TAX REVENUE BOND FUND

An amount equal to 25 percent of the State's sales tax, less refunds to taxpayers, is to be deposited in the Sales Tax Revenue Bond Tax Fund (STRBTF). The monies of such Fund are reserved for payment of debt service on Sales Tax Revenue Bonds.

Pursuant to Section 92-h(5) of the State Finance Law, monies in the STRBTF in excess of debt service requirements are required to be transferred to the General Fund.

Following is a summary of the transactions in the STRBTF during Fiscal Years 2021-22 and 2020-21 (amounts in thousands):

FY 2021-22														
	2021												2022	FISCAL YEAR
	April	May	June	July	August	September	October	November	December	January	February	March	TOTALS	
Beginning Balance	\$ -	\$ 25,313	\$ 50,627	\$ 75,941	\$ 101,255	\$ 126,568	\$ 116,362	\$ 152,253	\$ 188,145	\$ 224,037	\$ 243,939	\$ 275,833	\$ -	
Sales Tax Receipts	598,650	590,228	804,707	647,702	625,415	815,083	628,571	645,977	821,628	693,247	575,876	800,622	8,247,706	
Total Receipts	598,650	590,228	804,707	647,702	625,415	815,083	628,571	645,977	821,628	693,247	575,876	800,622	8,247,706	
Non-Personal Service	-	-	-	-	-	68	-	-	-	-	-	-	68	
Debt Service	-	-	-	-	-	29,531	-	-	-	-	-	2,646,751	2,676,282	
Transfer to General Fund	573,337	564,914	779,393	622,388	600,102	795,690	592,680	610,085	785,736	673,345	543,982	(1,570,296)	5,571,356	
Total Disbursements	573,337	564,914	779,393	622,388	600,102	825,289	592,680	610,085	785,736	673,345	543,982	1,076,455	8,247,706	
Ending Balance	\$ 25,313	\$ 50,627	\$ 75,941	\$ 101,255	\$ 126,568	\$ 116,362	\$ 152,253	\$ 188,145	\$ 224,037	\$ 243,939	\$ 275,833	\$ -	\$ -	
FY 2020-21														
	2020												2021	FISCAL YEAR
	April	May	June	July	August	September	October	November	December	January	February	March	TOTALS	
Beginning Balance	\$ -	\$ 109,578	\$ 219,155	\$ 328,733	\$ 438,310	\$ 547,888	\$ 376,882	\$ 486,467	\$ 596,053	\$ 705,638	\$ 815,223	\$ 924,809	\$ -	
Sales Tax Receipts	197,076	184,863	286,013	264,851	268,160	354,469	274,909	272,479	353,343	298,870	249,719	312,468	3,317,220	
Total Receipts	197,076	184,863	286,013	264,851	268,160	354,469	274,909	272,479	353,343	298,870	249,719	312,468	3,317,220	
Non-Personal Service	-	-	-	-	-	181	-	-	-	-	-	82	263	
Debt Service	-	-	-	-	-	223,442	-	-	-	-	-	1,815,671	2,039,113	
Transfer to General Fund	87,498	75,286	176,435	155,274	158,582	301,852	165,324	162,893	243,758	189,285	140,133	(578,476)	1,277,844	
Total Disbursements	87,498	75,286	176,435	155,274	158,582	525,475	165,324	162,893	243,758	189,285	140,133	1,237,277	3,317,220	
Ending Balance	\$ 109,578	\$ 219,155	\$ 328,733	\$ 438,310	\$ 547,888	\$ 376,882	\$ 486,467	\$ 596,053	\$ 705,638	\$ 815,223	\$ 924,809	\$ -	\$ -	

NOTES TO THE COMPTROLLER'S 2022 ANNUAL REPORT TO THE LEGISLATURE ON THE STATE FUNDS - CASH BASIS OF ACCOUNTING

NOTE 15 - MOBILITY TAX TRUST ACCOUNT

Section 11 of Part UU of Chapter 59 of the Laws of 2018 amended Section 805(b) of the Tax Law, whereby the receipts from the Metropolitan Commuter Transportation Mobility Tax will be paid into the Metropolitan Transportation Authority Finance Fund pursuant to statute but without appropriation. The result is that neither the mobility receipts nor the related grant disbursements to the MTA are recorded in the State Funds. This activity is reported in the MTA State Assistance fund group.

Following is a summary of the transactions in the Mobility Tax Trust Account during Fiscal Years 2021-22 and 2020-21 (amounts in thousands):

FY 2021-22													
	2021												FISCAL YEAR
	April	May	June	July	August	September	October	November	December	2022			TOTALS
	April	May	June	July	August	September	October	November	December	January	February	March	
Beginning Balance	\$ 156,620	\$ 148,267	\$ 140,602	\$ 129,359	\$ 113,661	\$ 126,452	\$ 130,781	\$ 122,171	\$ 112,517	\$ 41,666	\$ 216,363	\$ 180,335	\$ 156,620
MCTD Mobility Tax Receipts	148,267	140,602	129,359	113,661	126,452	130,782	122,171	112,517	152,841	216,363	180,335	168,886	1,742,236
Interest Income	<u>12</u>	<u>9</u>	<u>5</u>	<u>4</u>	<u>3</u>	<u>4</u>	<u>5</u>	<u>4</u>	<u>5</u>	<u>6</u>	<u>9</u>	<u>16</u>	<u>82</u>
Total Receipts	<u>148,279</u>	<u>140,611</u>	<u>129,364</u>	<u>113,665</u>	<u>126,455</u>	<u>130,786</u>	<u>122,176</u>	<u>112,521</u>	<u>152,846</u>	<u>216,369</u>	<u>180,344</u>	<u>168,902</u>	<u>1,742,318</u>
Payments to MTA	<u>156,632</u>	<u>148,276</u>	<u>140,607</u>	<u>129,363</u>	<u>113,664</u>	<u>126,457</u>	<u>130,786</u>	<u>122,175</u>	<u>223,697</u>	<u>41,672</u>	<u>216,372</u>	<u>180,350</u>	<u>1,730,051</u>
Total Disbursements	<u>156,632</u>	<u>148,276</u>	<u>140,607</u>	<u>129,363</u>	<u>113,664</u>	<u>126,457</u>	<u>130,786</u>	<u>122,175</u>	<u>223,697</u>	<u>41,672</u>	<u>216,372</u>	<u>180,350</u>	<u>1,730,051</u>
Ending Balance	<u>\$ 148,267</u>	<u>\$ 140,602</u>	<u>\$ 129,359</u>	<u>\$ 113,661</u>	<u>\$ 126,452</u>	<u>\$ 130,781</u>	<u>\$ 122,171</u>	<u>\$ 112,517</u>	<u>\$ 41,666</u>	<u>\$ 216,363</u>	<u>\$ 180,335</u>	<u>\$ 168,887</u>	<u>\$ 168,887</u>
FY 2020-21													
	2020												FISCAL YEAR
	April	May	June	July	August	September	October	November	December	2021			TOTALS
	April	May	June	July	August	September	October	November	December	January	February	March	
Beginning Balance	\$ 140,545	\$ 116,770	\$ 111,938	\$ 103,516	\$ 147,772	\$ 95,793	\$ 120,957	\$ 118,596	\$ 102,514	\$ 39,572	\$ 199,184	\$ 182,774	\$ 140,545
MCTD Mobility Tax Receipts	116,770	111,938	103,516	147,772	95,794	120,957	118,595	102,514	138,519	199,184	182,774	156,620	1,594,953
Interest Income	<u>167</u>	<u>92</u>	<u>19</u>	<u>9</u>	<u>10</u>	<u>10</u>	<u>9</u>	<u>8</u>	<u>8</u>	<u>10</u>	<u>10</u>	<u>13</u>	<u>365</u>
Total Receipts	<u>116,937</u>	<u>112,030</u>	<u>103,535</u>	<u>147,781</u>	<u>95,804</u>	<u>120,967</u>	<u>118,604</u>	<u>102,522</u>	<u>138,527</u>	<u>199,194</u>	<u>182,784</u>	<u>156,633</u>	<u>1,595,318</u>
Payments to MTA	<u>140,712</u>	<u>116,862</u>	<u>111,957</u>	<u>103,525</u>	<u>147,783</u>	<u>95,803</u>	<u>120,965</u>	<u>118,604</u>	<u>201,469</u>	<u>39,582</u>	<u>199,194</u>	<u>182,787</u>	<u>1,579,243</u>
Total Disbursements	<u>140,712</u>	<u>116,862</u>	<u>111,957</u>	<u>103,525</u>	<u>147,783</u>	<u>95,803</u>	<u>120,965</u>	<u>118,604</u>	<u>201,469</u>	<u>39,582</u>	<u>199,194</u>	<u>182,787</u>	<u>1,579,243</u>
Ending Balance	<u>\$ 116,770</u>	<u>\$ 111,938</u>	<u>\$ 103,516</u>	<u>\$ 147,772</u>	<u>\$ 95,793</u>	<u>\$ 120,957</u>	<u>\$ 118,596</u>	<u>\$ 102,514</u>	<u>\$ 39,572</u>	<u>\$ 199,184</u>	<u>\$ 182,774</u>	<u>\$ 156,620</u>	<u>\$ 156,620</u>

NOTES TO THE COMPTROLLER'S 2022 ANNUAL REPORT TO THE LEGISLATURE ON THE STATE FUNDS - CASH BASIS OF ACCOUNTING

NOTE 16 - CONGESTION SURCHARGE

Section 2 of Part NNN of Chapter 59 of the Laws of 2018 added Article 29-c of the Tax Law, whereby the receipts from the Congestion Surcharge will be paid to the MTA for deposit into the NYC Transportation Assistance Fund pursuant to statute but without appropriation. The result is that neither the surcharge receipts nor the related disbursements to the MTA are recorded in the State Funds. This activity is reported in the MTA State Assistance fund group.

Following is a summary of the transactions in the Congestion Surcharge Account during Fiscal Years 2021-22 and 2020-21 (amounts in thousands):

FY 2021-22													
	2021						2022						FISCAL YEAR
	April	May	June	July	August	September	October	November	December	January	February	March	TOTALS
Beginning Balance	\$ 14,277	\$ 32,596	\$ 37,043	\$ 21,682	\$ 22,648	\$ 23,205	\$ 22,492	\$ 24,242	\$ 28,900	\$ 27,375	\$ 26,522	\$ 23,876	\$ 14,277
Business / Professional Fees	17,695	19,310	21,784	22,653	23,222	22,586	24,254	28,977	27,406	25,945	23,288	26,228	283,348
Interest Income	1	1	1	1	1	1	1	1	1	2	2	2	15
Total Receipts	17,696	19,311	21,785	22,654	23,223	22,587	24,255	28,978	27,407	25,947	23,290	26,230	283,363
Grants	(623)	-	-	-	-	-	-	-	-	-	-	2,223	1,600
Payments to MTA	-	14,864	37,146	21,688	22,666	23,300	22,505	24,320	28,932	26,800	25,936	23,299	271,456
Total Disbursements	(623)	14,864	37,146	21,688	22,666	23,300	22,505	24,320	28,932	26,800	25,936	25,522	273,056
Ending Balance	\$ 32,596	\$ 37,043	\$ 21,682	\$ 22,648	\$ 23,205	\$ 22,492	\$ 24,242	\$ 28,900	\$ 27,375	\$ 26,522	\$ 23,876	\$ 24,584	\$ 24,584
FY 2020-21													
	2020						2021						FISCAL YEAR
	April	May	June	July	August	September	October	November	December	January	February	March	TOTALS
Beginning Balance	\$ 32,959	\$ 15,011	\$ 4,103	\$ 2,078	\$ 7,347	\$ 10,101	\$ 12,298	\$ 14,126	\$ 16,779	\$ 15,476	\$ 14,245	\$ 15,167	\$ 32,959
Business / Professional Fees	15,003	3,412	865	10,017	9,401	11,587	13,414	16,081	14,325	13,101	13,483	14,990	135,679
Interest Income	41	17	3	-	1	1	1	1	2	1	1	1	70
Total Receipts	15,044	3,429	868	10,017	9,402	11,588	13,415	16,082	14,327	13,102	13,484	14,991	135,749
Grants	-	-	-	-	-	-	-	-	-	-	-	2,387	2,387
Payments to MTA	32,992	14,337	2,893	4,748	6,648	9,391	11,587	13,429	15,630	14,333	12,562	13,494	152,044
Total Disbursements	32,992	14,337	2,893	4,748	6,648	9,391	11,587	13,429	15,630	14,333	12,562	15,881	154,431
Ending Balance	\$ 15,011	\$ 4,103	\$ 2,078	\$ 7,347	\$ 10,101	\$ 12,298	\$ 14,126	\$ 16,779	\$ 15,476	\$ 14,245	\$ 15,167	\$ 14,277	\$ 14,277

NOTES TO THE COMPTROLLER'S 2022 ANNUAL REPORT TO THE LEGISLATURE ON THE STATE FUNDS - CASH BASIS OF ACCOUNTING

NOTE 17 - MTA AID TRUST FUND REFORMS

Part FF of Chapter 58 of the Laws of 2019 amended paragraphs (b-1) and (c-3) of subdivision two of Section 503 of the Vehicle and Traffic Law, Article 29-a of the Tax Law, article 17-c of the Vehicle and Traffic Law and Section 1166-a of the Tax Law, whereby the receipts from the various taxes and fees will be paid into the Metropolitan Transportation Authority Special Assistance Fund pursuant to statute but without appropriation. The result is that neither the revenue nor the related disbursements to the MTA are recorded in the State Funds. This activity is reported in the MTA State Assistance fund group.

Following is a summary of the transactions in the MTA Aid Trust Fund Reforms Account during Fiscal Years 2021-22 and 2020-21 (amounts in thousands):

FY 2021-22													
	2021						2022						FISCAL YEAR
	April	May	June	July	August	September	October	November	December	January	February	March	TOTALS
Beginning Balance	\$ 9,390	\$ 33,469	\$ 52,151	\$ 12,910	\$ 34,456	\$ 51,184	\$ 18,722	\$ 38,384	\$ 51,996	\$ 16,340	\$ 34,043	\$ 47,554	\$ 9,390
MCTD Taxicab Trip Tax Receipts	2,648	256	539	3,307	315	227	4,426	290	320	4,303	636	167	17,434
MTA Passenger Car Rentals Tax	10	(12)	12,371	13	2	18,495	(2)	186	16,020	19	228	9,000	56,330
Motor Vehicle Fees	21,419	18,436	17,161	18,224	16,411	16,540	15,235	13,135	12,652	13,379	12,645	12,447	187,684
Interest Income	2	2	2	2	-	2	3	1	2	2	2	4	24
Total Receipts	24,079	18,682	30,073	21,546	16,728	35,264	19,662	13,612	28,994	17,703	13,511	21,618	261,472
Payments to MTA	-	-	69,314	-	-	67,726	-	-	64,650	-	-	60,005	261,695
Total Disbursements	-	-	69,314	-	-	67,726	-	-	64,650	-	-	60,005	261,695
Ending Balance	\$ 33,469	\$ 52,151	\$ 12,910	\$ 34,456	\$ 51,184	\$ 18,722	\$ 38,384	\$ 51,996	\$ 16,340	\$ 34,043	\$ 47,554	\$ 9,167	\$ 9,167
FY 2020-21													
	2020						2021						FISCAL YEAR
	April	May	June	July	August	September	October	November	December	January	February	March	TOTALS
Beginning Balance	\$ 8,653	\$ 31,256	\$ 40,575	\$ 7,768	\$ 25,513	\$ 43,579	\$ 11,683	\$ 30,587	\$ 48,155	\$ 12,538	\$ 30,939	\$ 47,006	\$ 8,653
MCTD Taxicab Trip Tax Receipts	3,065	89	402	780	119	163	1,287	151	1,134	1,964	191	491	9,836
MTA Passenger Car Rentals Tax	4,124	34	7,356	45	16	11,521	116	28	11,320	4	50	8,900	43,514
Motor Vehicle Fees	15,366	9,179	12,640	16,917	17,929	16,332	17,496	17,387	15,643	16,513	15,824	14,560	185,786
Interest Income	48	17	6	3	2	4	5	2	4	4	2	4	101
Total Receipts	22,603	9,319	20,404	17,745	18,066	28,020	18,904	17,568	28,101	18,485	16,067	23,955	239,237
Payments to MTA	-	-	53,211	-	-	59,916	-	-	63,718	84	-	61,571	238,500
Total Disbursements	-	-	53,211	-	-	59,916	-	-	63,718	84	-	61,571	238,500
Ending Balance	\$ 31,256	\$ 40,575	\$ 7,768	\$ 25,513	\$ 43,579	\$ 11,683	\$ 30,587	\$ 48,155	\$ 12,538	\$ 30,939	\$ 47,006	\$ 9,390	\$ 9,390

NOTES TO THE COMPTROLLER'S 2022 ANNUAL REPORT TO THE LEGISLATURE ON THE STATE FUNDS - CASH BASIS OF ACCOUNTING

NOTE 18 - ADDITIONAL REAL ESTATE TRANSFER TAX

Part 000 of Chapter 59 of the Laws of 2019 added to and amended Tax Law Article 31. Section 1402-b added an additional real estate transfer tax to residential property over \$2 million, in cities with a population of over 1 million. Section 1421(b) of the Tax Law was amended directing these taxes be remitted to the MTA for deposit into the Central District Tolling Capital Lockbox Fund, pursuant to statute but without appropriation. The result is that neither this real estate transfer tax nor the related disbursements to the MTA are recorded in the State Funds. This activity is reported in the MTA State Assistance fund group.

Following is a summary of the transactions in the Additional Real Estate Tax Account during Fiscal Years 2021-22 and 2020-21 (amounts in thousands):

FY 2021-2022													
	2021									2022			FISCAL YEAR
	April	May	June	July	August	September	October	November	December	January	February	March	TOTALS
Beginning Balance	\$ 15,854	\$ 20,172	\$ 22,959	\$ 37,172	\$ 43,627	\$ 39,625	\$ 42,938	\$ 46,486	\$ 40,198	\$ 38,403	\$ 61,219	\$ 56,273	\$ 15,854
Real Estate Transfer Tax Receipts	20,172	22,959	37,172	43,627	39,625	42,938	46,485	40,199	38,403	61,218	56,273	34,223	483,294
Interest Income	-	1	-	-	-	-	-	-	-	1	-	1	3
Total Receipts	20,172	22,960	37,172	43,627	39,625	42,938	46,485	40,199	38,403	61,219	56,273	34,224	483,297
Payments to MTA	15,854	20,173	22,959	37,172	43,627	39,625	42,937	46,487	40,198	38,403	61,219	56,274	464,928
Total Disbursements	15,854	20,173	22,959	37,172	43,627	39,625	42,937	46,487	40,198	38,403	61,219	56,274	464,928
Ending Balance	\$ 20,172	\$ 22,959	\$ 37,172	\$ 43,627	\$ 39,625	\$ 42,938	\$ 46,486	\$ 40,198	\$ 38,403	\$ 61,219	\$ 56,273	\$ 34,223	\$ 34,223
FY 2020-21													
	2020									2021			FISCAL YEAR
	April	May	June	July	August	September	October	November	December	January	February	March	TOTALS
Beginning Balance	\$ 25,855	\$ 13,975	\$ 9,711	\$ 11,565	\$ 11,074	\$ 10,913	\$ 12,093	\$ 9,981	\$ 12,874	\$ 18,607	\$ 29,754	\$ 17,094	\$ 25,855
Real Estate Transfer Tax Receipts	13,975	9,711	11,564	11,074	10,913	12,093	9,981	12,874	18,607	29,754	17,093	15,854	173,493
Interest Income	4	11	-	-	-	-	-	-	-	-	-	1	16
Total Receipts	13,979	9,722	11,564	11,074	10,913	12,093	9,981	12,874	18,607	29,754	17,093	15,855	173,509
Payments to MTA	25,859	13,986	9,710	11,565	11,074	10,913	12,093	9,981	12,874	18,607	29,753	17,095	183,510
Total Disbursements	25,859	13,986	9,710	11,565	11,074	10,913	12,093	9,981	12,874	18,607	29,753	17,095	183,510
Ending Balance	\$ 13,975	\$ 9,711	\$ 11,565	\$ 11,074	\$ 10,913	\$ 12,093	\$ 9,981	\$ 12,874	\$ 18,607	\$ 29,754	\$ 17,094	\$ 15,854	\$ 15,854

STATE OF NEW YORK
GENERAL FUND
COMBINING STATEMENT OF CASH RECEIPTS,
DISBURSEMENTS AND CHANGES IN FUND BALANCES
FISCAL YEAR ENDED MARCH 31, 2022
(amounts in thousands)

EXHIBIT A-1

	LOCAL ASSISTANCE ACCOUNT (10000-10049)	STATE OPERATIONS ACCOUNT (10050-10099)	TAX STABILIZATION RESERVE (10100-10149)	CONTINGENCY RESERVE (10150-10199)	UNIVERSAL PRE-KINDERGARTEN RESERVE (10200-10249)	COMMUNITY PROJECTS (10250-10299)
RECEIPTS:						
Personal Income Tax (*).....	\$ -	\$ 33,464,443	\$ -	\$ -	\$ -	\$ -
Consumption/Use Taxes (*).....	-	4,720,704	-	-	-	-
Business Taxes.....	-	16,697,262	-	-	-	-
Other Taxes.....	-	1,406,954	-	-	-	-
Miscellaneous Receipts.....	731	2,324,380	-	-	-	-
Federal Receipts (*).....	-	4,500,013	-	-	-	-
Total Receipts.....	731	63,113,756	-	-	-	-
DISBURSEMENTS:						
Local Assistance Grants (*):						
Education.....	29,686,616	-	-	-	-	-
Environment and Recreation.....	6,674	-	-	-	-	-
General Government.....	1,060,292	-	-	-	-	2,948
Public Health:						
Medicaid.....	18,783,596	-	-	-	-	-
Other Public Health.....	2,675,633	-	-	-	-	-
Public Safety.....	201,323	-	-	-	-	-
Public Welfare.....	5,063,927	-	-	-	-	-
Support and Regulate Business.....	780,131	-	-	-	-	-
Transportation.....	122,990	-	-	-	-	-
Total Local Assistance Grants.....	58,381,182	-	-	-	-	2,948
Departmental Operations:						
Personal Service.....	-	8,063,294	-	-	-	-
Non-Personal Service.....	-	3,674,462	-	-	-	-
General State Charges.....	-	8,983,422	-	-	-	-
Total Disbursements.....	58,381,182	20,721,178	-	-	-	2,948
Excess (Deficiency) of Receipts over Disbursements.....	(58,380,451)	42,392,578	-	-	-	(2,948)
OTHER FINANCING SOURCES (USES):						
Transfers from Other Funds (*).....	60,492,537	57,788,090	177,000	-	-	-
Transfers to Other Funds (*).....	(2,112,086)	(100,180,668)	-	-	-	-
Total Other Financing Sources (Uses).....	58,380,451	(42,392,578)	177,000	-	-	-
Excess of Receipts and Other Financing Sources over Disbursements and Other Financing Uses.....	-	-	177,000	-	-	(2,948)
Fund Balances at April 1.....	-	-	1,257,763	20,624	-	29,439
Fund Balances at March 31.....	\$ -	\$ -	\$ 1,434,763	\$ 20,624	\$ -	\$ 26,491

(*) See Accompanying Notes

STATE OF NEW YORK
GENERAL FUND
COMBINING STATEMENT OF CASH RECEIPTS,
DISBURSEMENTS AND CHANGES IN FUND BALANCES
FISCAL YEAR ENDED MARCH 31, 2022
(amounts in thousands)

EXHIBIT A-1
(continued)

	RAINY DAY RESERVE (10300-10349)	REFUND RESERVE ACCOUNT (*) (10400-10449)	FRINGE BENEFIT ESCROW ACCOUNT (10500-10549)	TOBACCO REVENUE GUARANTEE (10550-10599)	ELIMINATIONS	COMBINED TOTALS	
						2021-22	2020-21
RECEIPTS:							
Personal Income Tax (*).....	\$ -	\$ -	\$ -	\$ -	\$ -	\$ 33,464,443	\$ 25,455,981
Consumption/Use Taxes (*).....	-	-	-	-	-	4,720,704	7,249,559
Business Taxes.....	-	-	-	-	-	16,697,262	6,420,500
Other Taxes.....	-	-	-	-	-	1,406,954	1,548,778
Miscellaneous Receipts.....	-	-	-	-	-	2,325,111	7,515,232
Federal Receipts (*).....	-	-	-	-	-	4,500,013	437
Total Receipts.....	-	-	-	-	-	63,114,487	48,190,487
DISBURSEMENTS:							
Local Assistance Grants (*):							
Education.....	-	-	-	-	-	29,686,616	28,211,856
Environment and Recreation.....	-	-	-	-	-	6,674	647
General Government.....	-	-	-	-	-	1,063,240	1,010,307
Public Health:							
Medicaid.....	-	-	-	-	-	18,783,596	13,821,708
Other Public Health.....	-	-	-	-	-	2,675,633	2,638,464
Public Safety.....	-	-	-	-	-	201,323	127,166
Public Welfare.....	-	-	-	-	-	5,063,927	2,944,700
Support and Regulate Business.....	-	-	-	-	-	780,131	119,363
Transportation.....	-	-	-	-	-	122,990	106,588
Total Local Assistance Grants.....	-	-	-	-	-	58,384,130	48,980,799
Departmental Operations:							
Personal Service.....	-	-	-	-	-	8,063,294	7,154,447
Non-Personal Service.....	-	-	-	-	-	3,674,462	2,950,301
General State Charges.....	-	-	-	-	-	8,983,422	7,031,571
Total Disbursements.....	-	-	-	-	-	79,105,308	66,117,118
Excess (Deficiency) of Receipts over Disbursements.....	-	-	-	-	-	(15,990,821)	(17,926,631)
OTHER FINANCING SOURCES (USES):							
Transfers from Other Funds (*).....	666,000	29,687,301	-	-	(99,115,775)	49,695,153	26,121,450
Transfers to Other Funds (*).....	-	(6,635,461)	-	-	99,115,775	(9,812,440)	(7,978,213)
Total Other Financing Sources (Uses).....	666,000	23,051,840	-	-	-	39,882,713	18,143,237
Excess of Receipts and Other Financing Sources over Disbursements and Other Financing Uses.....	666,000	23,051,840	-	-	-	23,891,892	216,606
Fund Balances at April 1.....	1,217,544	6,635,461	-	-	-	9,160,831	8,944,225
Fund Balances at March 31.....	\$ 1,883,544	\$ 29,687,301	\$ -	\$ -	\$ -	\$ 33,052,723	\$ 9,160,831

(*) See Accompanying Notes

STATE OF NEW YORK
SPECIAL REVENUE FUNDS - STATE
COMBINING STATEMENT OF CASH RECEIPTS,
DISBURSEMENTS AND CHANGES IN FUND BALANCES
FISCAL YEAR ENDED MARCH 31, 2022
(amounts in thousands)

EXHIBIT A-2

	ARTS CAPITAL GRANTS (21850-21899)	BIODIVERSITY STEWARDSHIP AND RESEARCH (21600-21649)	CHARITABLE GIFTS TRUST (24900-24949)	CHARTER SCHOOL STIMULUS (20600-20649)	CHEMICAL DEPENDENCE SERVICE (22700-22749)	CHILD PERFORMER'S PROTECTION (20400-20449)
RECEIPTS:						
Personal Income Tax (*).....	\$ -	\$ -	\$ -	\$ -	\$ -	\$ -
Consumption/Use Taxes	-	-	-	-	-	-
Business Taxes.....	-	-	-	-	-	-
Other Taxes.....	-	-	-	-	-	-
Miscellaneous Receipts.....	13	-	58	2	3,167	80
Federal Receipts.....	-	-	-	-	-	-
Total Receipts.....	13	-	58	2	3,167	80
DISBURSEMENTS:						
Local Assistance Grants (*):						
Education.....	53	-	-	-	-	-
Environment and Recreation.....	-	-	-	-	-	-
General Government.....	-	-	-	-	-	-
Public Health:						
Medicaid.....	-	-	-	-	-	-
Other Public Health	-	-	-	-	-	-
Public Safety	-	-	-	-	-	-
Public Welfare	-	-	-	-	-	-
Support and Regulate Business	-	-	-	-	-	-
Transportation	-	-	-	-	-	-
Total Local Assistance Grants.....	53	-	-	-	-	-
Departmental Operations:						
Personal Service	-	-	-	-	-	329
Non-Personal Service	-	-	-	4,205	4,421	231
General State Charges.....	-	-	-	-	-	204
Capital Projects.....	-	-	-	-	-	-
Total Disbursements.....	53	-	-	4,205	4,421	764
Excess (Deficiency) of Receipts over Disbursements.....	(40)	-	58	(4,203)	(1,254)	(684)
OTHER FINANCING SOURCES (USES):						
Transfers from Other Funds.....	-	-	-	9,674	-	600
Transfers to Other Funds (*).....	-	-	-	-	-	(33)
Total Other Financing Sources (Uses).....	-	-	-	9,674	-	567
Excess (Deficiency) of Receipts and Other Financing Sources over Disbursements and Other Financing Uses.....	(40)	-	58	5,471	(1,254)	(117)
Fund Balances (Deficits) at April 1 (*).....	659	-	-	578	5,634	217
Fund Balances (Deficits) at March 31.....	\$ 619	\$ -	\$ 58	\$ 6,049	\$ 4,380	\$ 100

(*) See Accompanying Notes

STATE OF NEW YORK
SPECIAL REVENUE FUNDS - STATE
COMBINING STATEMENT OF CASH RECEIPTS,
DISBURSEMENTS AND CHANGES IN FUND BALANCES
FISCAL YEAR ENDED MARCH 31, 2022
(amounts in thousands)

EXHIBIT A-2
(continued)

	CLEAN AIR (21450-21499)	COMBINED EXPENDABLE TRUST (20100-20299)	COMBINED NON- EXPENDABLE TRUST (21650-21699)	COMBINED STUDENT LOAN (20950-20999)	COMMERCIAL GAMING REVENUE (23700-23749)	CONSERVATION (21150-21199)
RECEIPTS:						
Personal Income Tax (*).....	\$ -	\$ -	\$ -	\$ -	\$ -	\$ -
Consumption/Use Taxes	-	-	-	-	-	-
Business Taxes.....	-	-	-	-	-	-
Other Taxes.....	-	-	-	-	-	-
Miscellaneous Receipts.....	36,732	6,580	-	17,246	181,844	46,080
Federal Receipts.....	-	-	-	(14,459)	-	-
Total Receipts.....	36,732	6,580	-	2,787	181,844	46,080
DISBURSEMENTS:						
Local Assistance Grants (*):						
Education.....	-	-	-	-	133,410	-
Environment and Recreation.....	-	-	-	-	-	-
General Government.....	-	-	-	-	39,453	-
Public Health:						
Medicaid.....	-	-	-	-	-	-
Other Public Health	-	2,285	-	-	2,517	-
Public Safety	-	2,306	-	-	-	-
Public Welfare	-	1,008	-	-	-	-
Support and Regulate Business	-	-	-	-	-	-
Transportation	-	-	-	-	-	-
Total Local Assistance Grants.....	-	5,599	-	-	175,380	-
Departmental Operations:						
Personal Service	19,515	172	-	-	2,711	19,546
Non-Personal Service	4,459	10,200	2	4,360	166	6,228
General State Charges.....	12,116	104	-	-	1,694	11,842
Capital Projects.....	-	-	-	-	-	-
Total Disbursements.....	36,090	16,075	2	4,360	179,951	37,616
Excess (Deficiency) of Receipts over Disbursements.....	642	(9,495)	(2)	(1,573)	1,893	8,464
OTHER FINANCING SOURCES (USES):						
Transfers from Other Funds.....	-	1,169	-	-	-	1,175
Transfers to Other Funds (*).....	(6,079)	-	-	-	(3)	(1,835)
Total Other Financing Sources (Uses).....	(6,079)	1,169	-	-	(3)	(660)
Excess (Deficiency) of Receipts and Other Financing Sources over Disbursements and Other Financing Uses.....	(5,437)	(8,326)	(2)	(1,573)	1,890	7,804
Fund Balances (Deficits) at April 1 (*).....	(33,081)	70,263	469	10,978	9,768	99,088
Fund Balances (Deficits) at March 31.....	\$ (38,518)	\$ 61,937	\$ 467	\$ 9,405	\$ 11,658	\$ 106,892

(*) See Accompanying Notes

STATE OF NEW YORK
SPECIAL REVENUE FUNDS - STATE
COMBINING STATEMENT OF CASH RECEIPTS,
DISBURSEMENTS AND CHANGES IN FUND BALANCES
FISCAL YEAR ENDED MARCH 31, 2022
(amounts in thousands)

EXHIBIT A-2
(continued)

	COURT FACILITIES INCENTIVE AID (22500-22549)	DEDICATED MASS TRANSPORTATION TRUST (20850-20899)	DEDICATED MISCELLANEOUS STATE SPECIAL REVENUE (23800-23899)	DRINKING WATER PROGRAM MANAGEMENT AND ADMINISTRATION (23100-23149)	EMPLOYMENT TRAINING (22550-22599)	ENCON SPECIAL REVENUE (21050-21149)
RECEIPTS:						
Personal Income Tax (*).....	\$ -	\$ -	\$ -	\$ -	\$ -	\$ -
Consumption/Use Taxes	-	105,562	1,819	-	-	-
Business Taxes.....	-	334,000	-	-	-	-
Other Taxes.....	-	-	-	-	-	-
Miscellaneous Receipts.....	266	140,266	49,126	-	-	87,282
Federal Receipts.....	-	-	-	-	-	1
Total Receipts.....	266	579,828	50,945	-	-	87,283
DISBURSEMENTS:						
Local Assistance Grants (*):						
Education.....	-	-	-	-	-	-
Environment and Recreation.....	-	-	-	-	-	-
General Government.....	98,888	-	-	-	-	-
Public Health:						
Medicaid.....	-	-	-	-	-	-
Other Public Health	-	-	-	-	-	-
Public Safety	-	-	-	-	-	-
Public Welfare	-	-	211	-	-	-
Support and Regulate Business	-	-	-	-	-	-
Transportation	-	680,675	-	-	-	-
Total Local Assistance Grants.....	98,888	680,675	211	-	-	-
Departmental Operations:						
Personal Service	2,030	-	584	-	-	52,886
Non-Personal Service	20	-	352	-	-	13,549
General State Charges.....	1,138	-	364	-	-	27,063
Capital Projects.....	-	-	-	-	-	-
Total Disbursements.....	102,076	680,675	1,511	-	-	93,498
Excess (Deficiency) of Receipts over Disbursements.....	(101,810)	(100,847)	49,434	-	-	(6,215)
OTHER FINANCING SOURCES (USES):						
Transfers from Other Funds.....	93,402	65,318	-	5,352	-	35,454
Transfers to Other Funds (*).....	-	-	(64)	-	-	(10,448)
Total Other Financing Sources (Uses).....	93,402	65,318	(64)	5,352	-	25,006
Excess (Deficiency) of Receipts and Other Financing Sources over Disbursements and Other Financing Uses.....	(8,408)	(35,529)	49,370	5,352	-	18,791
Fund Balances (Deficits) at April 1 (*).....	17,557	99,455	4,548	(5,351)	53	1,688
Fund Balances (Deficits) at March 31.....	\$ 9,149	\$ 63,926	\$ 53,918	\$ 1	\$ 53	\$ 20,479

(*) See Accompanying Notes

STATE OF NEW YORK
SPECIAL REVENUE FUNDS - STATE
COMBINING STATEMENT OF CASH RECEIPTS,
DISBURSEMENTS AND CHANGES IN FUND BALANCES
FISCAL YEAR ENDED MARCH 31, 2022
(amounts in thousands)

EXHIBIT A-2
(continued)

	ENVIRONMENTAL PROTECTION AND OIL SPILL COMPENSATION (21200-21249)	EQUIPMENT LOAN FUND FOR THE DISABLED (21350-21399)	FEDERAL REVENUE MAXIMIZATION CONTRACT (22900-22949)	HEALTH CARE REFORM ACT RESOURCES (20800-20849)	HEALTH CARE TRANSFORMATION (24850-24899)	HOUSING DEVELOPMENT (22950-22999)
RECEIPTS:						
Personal Income Tax (*).....	\$ -	\$ -	\$ -	\$ -	\$ -	\$ -
Consumption/Use Taxes	-	-	-	693,646	-	-
Business Taxes.....	-	-	-	-	-	-
Other Taxes.....	-	-	-	-	-	-
Miscellaneous Receipts.....	56,024	27	-	5,814,363	241,572	9
Federal Receipts.....	-	-	-	-	-	-
Total Receipts.....	56,024	27	-	6,508,009	241,572	9
DISBURSEMENTS:						
Local Assistance Grants (*):						
Education.....	-	-	-	-	-	-
Environment and Recreation.....	-	-	-	-	-	-
General Government.....	-	-	-	-	-	-
Public Health:						
Medicaid.....	-	-	-	5,108,970	-	-
Other Public Health	-	-	-	1,145,591	-	-
Public Safety	-	-	-	-	-	-
Public Welfare	-	-	-	-	-	577
Support and Regulate Business	-	-	-	-	-	-
Transportation	-	-	-	-	-	-
Total Local Assistance Grants.....	-	-	-	6,254,561	-	577
Departmental Operations:						
Personal Service	11,936	-	-	12,527	-	-
Non-Personal Service	934	42	-	60,878	-	-
General State Charges.....	7,443	-	-	7,757	-	-
Capital Projects.....	-	-	-	-	-	-
Total Disbursements.....	20,313	42	-	6,335,723	-	577
Excess (Deficiency) of Receipts over Disbursements.....	35,711	(15)	-	172,286	241,572	(568)
OTHER FINANCING SOURCES (USES):						
Transfers from Other Funds.....	-	-	-	-	-	-
Transfers to Other Funds (*).....	(32,448)	-	-	(100,218)	(350,000)	-
Total Other Financing Sources (Uses).....	(32,448)	-	-	(100,218)	(350,000)	-
Excess (Deficiency) of Receipts and Other Financing Sources over Disbursements and Other Financing Uses.....	3,263	(15)	-	72,068	(108,428)	(568)
Fund Balances (Deficits) at April 1 (*).....	11,538	526	24	15,864	254,639	11,037
Fund Balances (Deficits) at March 31.....	\$ 14,801	\$ 511	\$ 24	\$ 87,932	\$ 146,211	\$ 10,469

(*) See Accompanying Notes

STATE OF NEW YORK
SPECIAL REVENUE FUNDS - STATE
COMBINING STATEMENT OF CASH RECEIPTS,
DISBURSEMENTS AND CHANGES IN FUND BALANCES
FISCAL YEAR ENDED MARCH 31, 2022
(amounts in thousands)

EXHIBIT A-2
(continued)

	INDIGENT LEGAL SERVICES (23550-23599)	INTERACTIVE FANTASY SPORTS (24950-24954)	JUDICIARY DATA PROCESSING OFFSET (23200-23249)	LAKE GEORGE PARK TRUST (22750-22799)	LAWYERS' FUND FOR CLIENT PROTECTION (21300-21349)	LEGISLATIVE COMPUTER SERVICES (21550-21599)
RECEIPTS:						
Personal Income Tax (*).....	\$ -	\$ -	\$ -	\$ -	\$ -	\$ -
Consumption/Use Taxes	-	-	-	-	-	-
Business Taxes.....	-	-	-	-	-	-
Other Taxes.....	-	-	-	-	-	-
Miscellaneous Receipts.....	336,606	6,855	79,078	1,448	13,583	1,382
Federal Receipts.....	-	-	-	-	-	-
Total Receipts.....	336,606	6,855	79,078	1,448	13,583	1,382
DISBURSEMENTS:						
Local Assistance Grants (*):						
Education.....	-	-	-	-	-	-
Environment and Recreation.....	-	-	-	-	-	-
General Government.....	-	-	-	-	-	-
Public Health:						
Medicaid.....	-	-	-	-	-	-
Other Public Health	-	-	-	-	-	-
Public Safety	135,007	-	-	-	-	-
Public Welfare	-	-	-	-	-	-
Support and Regulate Business	-	-	-	-	-	-
Transportation	-	-	-	-	-	-
Total Local Assistance Grants.....	135,007	-	-	-	-	-
Departmental Operations:						
Personal Service	2,764	34	30,001	796	596	-
Non-Personal Service	31,668	33	3,864	308	9,140	1,328
General State Charges.....	1,716	22	16,147	407	288	-
Capital Projects.....	-	-	-	-	-	-
Total Disbursements.....	171,155	89	50,012	1,511	10,024	1,328
Excess (Deficiency) of Receipts over Disbursements.....	165,451	6,766	29,066	(63)	3,559	54
OTHER FINANCING SOURCES (USES):						
Transfers from Other Funds.....	-	-	-	-	-	-
Transfers to Other Funds (*).....	-	(5,000)	-	-	-	-
Total Other Financing Sources (Uses).....	-	(5,000)	-	-	-	-
Excess (Deficiency) of Receipts and Other Financing Sources over Disbursements and Other Financing Uses.....	165,451	1,766	29,066	(63)	3,559	54
Fund Balances (Deficits) at April 1 (*).....	532,388	20,075	66,199	519	10,823	12,608
Fund Balances (Deficits) at March 31.....	\$ 697,839	\$ 21,841	\$ 95,265	\$ 456	\$ 14,382	\$ 12,662

(*) See Accompanying Notes

STATE OF NEW YORK
SPECIAL REVENUE FUNDS - STATE
COMBINING STATEMENT OF CASH RECEIPTS,
DISBURSEMENTS AND CHANGES IN FUND BALANCES
FISCAL YEAR ENDED MARCH 31, 2022
(amounts in thousands)

EXHIBIT A-2
(continued)

	LOCAL GOVERNMENT RECORDS MANAGEMENT IMPROVEMENT (20500-20549)	MASS TRANSPORTATION OPERATING ASSISTANCE (21400-21449)	MEDICAL CANNABIS TRUST (23750-23799)	MENTAL HEALTH GIFTS AND DONATIONS (20000-20099)	MISCELLANEOUS STATE SPECIAL REVENUE (21900-22499)	MOBILE SPORTS WAGERING (24955-24959)
RECEIPTS:						
Personal Income Tax (*).....	\$ -	\$ -	\$ -	\$ -	\$ -	\$ -
Consumption/Use Taxes	-	1,111,000	12,909	-	-	-
Business Taxes.....	-	1,891,100	-	-	-	-
Other Taxes.....	-	-	-	-	-	-
Miscellaneous Receipts.....	10,820	16,323	1,890	42	3,441,955	357,497
Federal Receipts.....	-	-	-	-	52,521	-
Total Receipts.....	10,820	3,018,423	14,799	42	3,494,476	357,497
DISBURSEMENTS:						
Local Assistance Grants (*):						
Education.....	3,965	-	-	-	2,156	98,020
Environment and Recreation.....	-	-	-	-	4,630	-
General Government.....	-	-	5,516	-	49,954	-
Public Health:						
Medicaid.....	-	-	-	-	706,290	-
Other Public Health	-	-	-	-	17,793	-
Public Safety	-	-	-	-	133,777	-
Public Welfare	-	-	-	-	66	-
Support and Regulate Business	-	-	-	-	69,748	-
Transportation	-	2,574,404	-	-	-	-
Total Local Assistance Grants.....	3,965	2,574,404	5,516	-	984,414	98,020
Departmental Operations:						
Personal Service	1,921	1,733	1,620	-	857,440	-
Non-Personal Service	163	176	2,887	42	533,911	-
General State Charges.....	1,197	1,069	880	-	398,182	-
Capital Projects.....	-	-	-	-	-	-
Total Disbursements.....	7,246	2,577,382	10,903	42	2,773,947	98,020
Excess (Deficiency) of Receipts over Disbursements.....	3,574	441,041	3,896	-	720,529	259,477
OTHER FINANCING SOURCES (USES):						
Transfers from Other Funds.....	-	38,756	6,550	-	431,274	-
Transfers to Other Funds (*).....	(583)	(9,927)	(15,858)	-	(693,289)	-
Total Other Financing Sources (Uses).....	(583)	28,829	(9,308)	-	(262,015)	-
Excess (Deficiency) of Receipts and Other Financing Sources over Disbursements and Other Financing Uses.....	2,991	469,870	(5,412)	-	458,514	259,477
Fund Balances (Deficits) at April 1 (*).....	6,350	283,771	17,775	807	1,576,575	-
Fund Balances (Deficits) at March 31.....	\$ 9,341	\$ 753,641	\$ 12,363	\$ 807	\$ 2,035,089	\$ 259,477

(*) See Accompanying Notes

STATE OF NEW YORK
SPECIAL REVENUE FUNDS - STATE
COMBINING STATEMENT OF CASH RECEIPTS,
DISBURSEMENTS AND CHANGES IN FUND BALANCES
FISCAL YEAR ENDED MARCH 31, 2022
(amounts in thousands)

EXHIBIT A-2
(continued)

	MTA FINANCIAL ASSISTANCE (23650-23699)	MUSICAL INSTRUMENT REVOLVING (21750-21799)	NEW YORK CITY COUNTY CLERKS' OPERATIONS OFFSET (23150-23199)	NEW YORK GREAT LAKES PROTECTION (22850-22899)	NEW YORK INTEREST ON LAWYER ACCOUNT (20300-20349)	NEW YORK STATE ARCHIVES PARTNERSHIP TRUST (20350-20399)
RECEIPTS:						
Personal Income Tax (*).....	\$ -	\$ -	\$ -	\$ -	\$ -	\$ -
Consumption/Use Taxes	-	-	-	-	-	-
Business Taxes.....	-	-	-	-	-	-
Other Taxes.....	-	-	-	-	-	-
Miscellaneous Receipts.....	91	-	31,817	-	32,065	200
Federal Receipts.....	-	-	-	-	-	-
Total Receipts.....	91	-	31,817	-	32,065	200
DISBURSEMENTS:						
Local Assistance Grants (*):						
Education.....	-	-	-	-	-	-
Environment and Recreation.....	-	-	-	-	-	-
General Government.....	-	-	-	-	-	-
Public Health:						
Medicaid.....	-	-	-	-	-	-
Other Public Health	-	-	-	-	-	-
Public Safety	-	-	-	-	19,914	-
Public Welfare	-	-	-	-	-	-
Support and Regulate Business	-	-	-	-	-	-
Transportation	408,026	-	-	-	-	-
Total Local Assistance Grants.....	408,026	-	-	-	19,914	-
Departmental Operations:						
Personal Service	-	-	21,316	102	863	283
Non-Personal Service	-	-	1,265	3	531	17
General State Charges.....	-	-	14,610	63	541	177
Capital Projects.....	-	-	-	-	-	-
Total Disbursements.....	408,026	-	37,191	168	21,849	477
Excess (Deficiency) of Receipts over Disbursements.....	(407,935)	-	(5,374)	(168)	10,216	(277)
OTHER FINANCING SOURCES (USES):						
Transfers from Other Funds.....	395,750	-	2,142	-	-	300
Transfers to Other Funds (*).....	-	-	-	-	-	(42)
Total Other Financing Sources (Uses).....	395,750	-	2,142	-	-	258
Excess (Deficiency) of Receipts and Other Financing Sources over Disbursements and Other Financing Uses.....	(12,185)	-	(3,232)	(168)	10,216	(19)
Fund Balances (Deficits) at April 1 (*).....	127,598	-	(26,557)	597	112,588	44
Fund Balances (Deficits) at March 31.....	\$ 115,413	\$ -	\$ (29,789)	\$ 429	\$ 122,804	\$ 25

(*) See Accompanying Notes

STATE OF NEW YORK
SPECIAL REVENUE FUNDS - STATE
COMBINING STATEMENT OF CASH RECEIPTS,
DISBURSEMENTS AND CHANGES IN FUND BALANCES
FISCAL YEAR ENDED MARCH 31, 2022
(amounts in thousands)

EXHIBIT A-2
(continued)

	NEW YORK STATE CANNABIS REVENUE (24800-24849)	NYS DOT HIGHWAY SAFETY PROGRAM (23000-23049)	NEW YORK STATE INFRASTRUCTURE TRUST (21500-21549)	NOT-FOR-PROFIT SHORT-TERM REVOLVING LOAN (20650-20699)	SCHOOL TAX RELIEF (20550-20599)	SEWAGE TREATMENT PROGRAM MANAGEMENT AND ADMINISTRATION (21000-21049)
RECEIPTS:						
Personal Income Tax (*).....	\$ -	\$ -	\$ -	\$ -	\$ 1,904,228	\$ -
Consumption/Use Taxes	-	-	-	-	-	-
Business Taxes.....	-	-	-	-	-	-
Other Taxes.....	-	-	-	-	-	-
Miscellaneous Receipts.....	-	540	-	-	-	802
Federal Receipts.....	-	-	-	-	-	-
Total Receipts.....	-	540	-	-	1,904,228	802
DISBURSEMENTS:						
Local Assistance Grants (*):						
Education.....	-	-	-	-	1,904,228	-
Environment and Recreation.....	-	-	-	-	-	-
General Government.....	-	-	-	-	-	-
Public Health:						
Medicaid.....	-	-	-	-	-	-
Other Public Health	-	-	-	-	-	-
Public Safety	-	-	-	-	-	-
Public Welfare	-	-	-	-	-	-
Support and Regulate Business	-	-	-	-	-	-
Transportation	-	-	-	-	-	-
Total Local Assistance Grants.....	-	-	-	-	1,904,228	-
Departmental Operations:						
Personal Service	1,345	2,882	-	-	-	353
Non-Personal Service	815	(8)	-	-	-	14
General State Charges.....	709	-	-	-	-	220
Capital Projects.....	-	-	-	-	-	-
Total Disbursements.....	2,869	2,874	-	-	1,904,228	587
Excess (Deficiency) of Receipts over Disbursements.....	(2,869)	(2,334)	-	-	-	215
OTHER FINANCING SOURCES (USES):						
Transfers from Other Funds.....	15,009	-	-	-	-	3,000
Transfers to Other Funds (*).....	-	-	-	-	-	-
Total Other Financing Sources (Uses).....	15,009	-	-	-	-	3,000
Excess (Deficiency) of Receipts and Other Financing Sources over Disbursements and Other Financing Uses.....	12,140	(2,334)	-	-	-	3,215
Fund Balances (Deficits) at April 1 (*).....	-	(16,991)	71	-	-	(3,233)
Fund Balances (Deficits) at March 31.....	\$ 12,140	\$ (19,325)	\$ 71	\$ -	\$ -	\$ (18)

(*) See Accompanying Notes

STATE OF NEW YORK
SPECIAL REVENUE FUNDS - STATE
COMBINING STATEMENT OF CASH RECEIPTS,
DISBURSEMENTS AND CHANGES IN FUND BALANCES
FISCAL YEAR ENDED MARCH 31, 2022
(amounts in thousands)

EXHIBIT A-2
(continued)

	STATE LOTTERY (20900-20949)	STATE POLICE MOTOR VEHICLE LAW ENFORCEMENT AND MOTOR VEHICLE THEFT AND INSURANCE FRAUD PREVENTION (22800-22849)	STATE UNIVERSITY DORMITORY INCOME (40350-40399)	STATE UNIVERSITY INCOME (22650-22699)	TRAINING AND EDUCATION PROGRAM ON OCCUPATIONAL SAFETY AND HEALTH (21250-21299)	TUITION REIMBURSEMENT (20450-20499)
RECEIPTS:						
Personal Income Tax (*).....	\$ -	\$ -	\$ -	\$ -	\$ -	\$ -
Consumption/Use Taxes	-	-	-	-	-	-
Business Taxes.....	-	-	-	-	-	-
Other Taxes.....	-	-	-	-	-	-
Miscellaneous Receipts.....	3,569,925	143,398	392,348	4,818,362	47,083	3,484
Federal Receipts.....	-	-	-	-	5	-
Total Receipts.....	3,569,925	143,398	392,348	4,818,362	47,088	3,484
DISBURSEMENTS:						
Local Assistance Grants (*):						
Education.....	3,259,993	-	-	-	-	-
Environment and Recreation.....	-	-	-	-	-	-
General Government.....	-	-	-	-	-	-
Public Health:						
Medicaid.....	-	-	-	-	-	-
Other Public Health	-	-	-	-	-	-
Public Safety	-	4,505	-	-	-	-
Public Welfare	-	-	-	-	-	-
Support and Regulate Business	-	-	-	-	-	-
Transportation	-	-	-	-	-	-
Total Local Assistance Grants.....	3,259,993	4,505	-	-	-	-
Departmental Operations:						
Personal Service	16,193	140	-	4,095,589	19,984	1,607
Non-Personal Service	8,351	5,006	8,351	2,182,953	10,654	450
General State Charges.....	10,111	-	-	511,500	12,450	1,200
Capital Projects.....	-	-	-	-	-	-
Total Disbursements.....	3,294,648	9,651	-	6,790,042	43,088	3,257
Excess (Deficiency) of Receipts over Disbursements.....	275,277	133,747	392,348	(1,971,680)	4,000	227
OTHER FINANCING SOURCES (USES):						
Transfers from Other Funds.....	95,000	-	177,965	1,980,276	-	-
Transfers to Other Funds (*).....	(3,641)	(113,520)	(312,311)	(128,211)	(1,863)	(220)
Total Other Financing Sources (Uses).....	91,359	(113,520)	(134,346)	1,852,065	(1,863)	(220)
Excess (Deficiency) of Receipts and Other Financing Sources over Disbursements and Other Financing Uses.....	366,636	20,227	258,002	(119,615)	2,137	7
Fund Balances (Deficits) at April 1 (*).....	202,124	12,941	207,507	1,950,651	2,794	8,621
Fund Balances (Deficits) at March 31.....	\$ 568,760	\$ 33,168	\$ 465,509	\$ 1,831,036	\$ 4,931	\$ 8,628

(*) See Accompanying Notes

STATE OF NEW YORK
SPECIAL REVENUE FUNDS - STATE
COMBINING STATEMENT OF CASH RECEIPTS,
DISBURSEMENTS AND CHANGES IN FUND BALANCES
FISCAL YEAR ENDED MARCH 31, 2022
(amounts in thousands)

EXHIBIT A-2
(continued)

	UNEMPLOYMENT INSURANCE INTEREST AND PENALTY (23600-23649)	US OLYMPIC COMMITTEE/ LAKE PLACID OLYMPIC TRAINING (23500-23549)	VOCATIONAL REHABILITATION (23050-23099)	WINTER SPORTS EDUCATION TRUST (21700-21749)	ELIMINATIONS (*)	STATE COMBINED TOTALS	
						2021-22	2020-21
RECEIPTS:							
Personal Income Tax (*).....	\$ -	\$ -	\$ -	\$ -	\$ -	\$ 1,904,228	\$ 2,027,354
Consumption/Use Taxes	-	-	-	-	-	1,924,936	1,712,906
Business Taxes.....	-	-	-	-	-	2,225,100	1,836,022
Other Taxes.....	-	-	-	-	-	-	-
Miscellaneous Receipts.....	1,319	24	52	-	-	19,989,726	17,193,243
Federal Receipts.....	-	-	-	-	-	38,068	(13,589)
Total Receipts.....	1,319	24	52	-	-	26,082,058	22,755,936
DISBURSEMENTS:							
Local Assistance Grants (*):							
Education.....	-	-	26	-	-	5,401,851	5,697,895
Environment and Recreation.....	-	-	-	-	-	4,630	4,679
General Government.....	-	-	-	-	-	193,811	164,935
Public Health:							
Medicaid.....	-	-	-	-	-	5,815,260	5,470,905
Other Public Health	-	-	-	-	-	1,168,186	974,162
Public Safety	-	-	-	-	-	295,509	202,523
Public Welfare	-	-	-	-	-	1,862	409
Support and Regulate Business	-	-	-	-	-	69,748	49,060
Transportation	-	-	-	-	-	3,663,105	3,541,533
Total Local Assistance Grants.....	-	-	26	-	-	16,613,962	16,106,101
Departmental Operations:							
Personal Service	174	-	-	-	-	5,179,972	5,200,246
Non-Personal Service	210	-	30	-	-	2,903,858	2,639,452
General State Charges.....	109	-	7	-	-	1,041,330	886,320
Capital Projects.....	-	-	-	-	-	-	-
Total Disbursements.....	493	-	63	-	-	25,739,122	24,832,119
Excess (Deficiency) of Receipts over Disbursements.....	826	24	(11)	-	-	342,936	(2,076,183)
OTHER FINANCING SOURCES (USES):							
Transfers from Other Funds.....	-	-	-	-	(267,844)	3,090,322	3,685,387
Transfers to Other Funds (*).....	(11,584)	-	-	-	267,844	(1,529,333)	(1,103,786)
Total Other Financing Sources (Uses).....	(11,584)	-	-	-	-	1,560,989	2,581,601
Excess (Deficiency) of Receipts and Other Financing Sources over Disbursements and Other Financing Uses.....	(10,758)	24	(11)	-	-	1,903,925	505,418
Fund Balances (Deficits) at April 1 (*).....	25,479	241	60	-	-	5,708,576	5,400,689
Fund Balances (Deficits) at March 31.....	\$ 14,721	\$ 265	\$ 49	\$ -	\$ -	\$ 7,612,501	\$ 5,906,107

(*) See Accompanying Notes

STATE OF NEW YORK
SPECIAL REVENUE FUNDS - FEDERAL
COMBINING STATEMENT OF CASH RECEIPTS,
DISBURSEMENTS AND CHANGES IN FUND BALANCES
FISCAL YEAR ENDED MARCH 31, 2022
(amounts in thousands)

EXHIBIT A-2
(continued)

	FEDERAL EDUCATION (25200-25249)	FEDERAL EMPLOYMENT AND TRAINING GRANTS (26000-26049)	FEDERAL HEALTH AND HUMAN SERVICES (25100-25199)	FEDERAL MISCELLANEOUS OPERATING GRANTS (25300-25899, 25951)
RECEIPTS:				
Personal Income Tax.....	\$ -	\$ -	\$ -	\$ -
Consumption/Use Taxes.....	-	-	-	-
Business Taxes.....	-	-	-	-
Miscellaneous Receipts.....	(14)	-	3,536	10,245
Federal Receipts.....	6,014,077	186,306	66,141,371	12,939,593
Total Receipts.....	6,014,063	186,306	66,144,907	12,949,838
DISBURSEMENTS:				
Local Assistance Grants (*):				
Education.....	4,746,693	-	1,189	5,464
Environment and Recreation.....	-	-	-	1,064
General Government.....	-	-	93,747	452,967
Public Health:				
Medicaid.....	-	-	47,517,960	-
Other Public Health.....	8,083	-	7,039,208	3,713
Public Safety.....	-	-	-	1,738,536
Public Welfare.....	-	122,609	5,233,563	1,818,260
Support and Regulate Business.....	-	-	-	9,617
Transportation.....	-	-	-	51,336
Total Local Assistance Grants.....	4,754,776	122,609	59,885,667	4,080,957
Departmental Operations:				
Personal Service.....	109,139	21,900	250,367	1,237,678
Non-Personal Service.....	924,852	20,666	746,182	681,927
General State Charges.....	58,089	13,432	123,157	698,973
Debt Service, Including Payments on				
Financing Agreements.....	-	-	-	42,278
Total Disbursements.....	5,846,856	178,607	61,005,373	6,741,813
Excess (Deficiency) of Receipts over Disbursements.....	167,207	7,699	5,139,534	6,208,025
OTHER FINANCING SOURCES (USES):				
Transfers from Other Funds.....	-	-	-	-
Transfers to Other Funds (*).....	(190,875)	(2,044)	(1,932,128)	(20,094)
Total Other Financing Sources (Uses).....	(190,875)	(2,044)	(1,932,128)	(20,094)
Excess (Deficiency) of Receipts and Other Financing Sources over Disbursements and Other Financing Uses.....	(23,668)	5,655	3,207,406	6,187,931
Fund Balances (Deficits) at April 1.....	(16,922)	(7,198)	2,069,856	2,828,548
Fund Balances (Deficits) at March 31.....	\$ (40,590)	\$ (1,543)	\$ 5,277,262	\$ 9,016,479

(*) See Accompanying Notes

STATE OF NEW YORK
SPECIAL REVENUE FUNDS - FEDERAL
COMBINING STATEMENT OF CASH RECEIPTS,
DISBURSEMENTS AND CHANGES IN FUND BALANCES
FISCAL YEAR ENDED MARCH 31, 2022
(amounts in thousands)

EXHIBIT A-2
(continued)

	FEDERAL USDA/FOOD AND NUTRITION SERVICES (25000-25099)	UNEMPLOYMENT INSURANCE ADMINISTRATION (25900-25949)	UNEMPLOYMENT INSURANCE OCCUPATIONAL TRAINING (25950, 25952-25999)	FEDERAL COMBINED TOTALS	
				2021-22	2020-21
RECEIPTS:					
Personal Income Tax.....	\$ -	\$ -	\$ -	\$ -	\$ -
Consumption/Use Taxes.....	-	-	-	-	-
Business Taxes.....	-	-	-	-	-
Miscellaneous Receipts.....	86,555	82,602	-	182,924	182,035
Federal Receipts.....	2,846,395	503,404	3,465	88,634,611	76,137,463
Total Receipts.....	2,932,950	586,006	3,465	88,817,535	76,319,498
DISBURSEMENTS:					
Local Assistance Grants (*):					
Education.....	1,707,452	-	-	6,460,798	3,004,034
Environment and Recreation.....	-	-	-	1,064	1,097
General Government.....	17	-	-	546,731	4,226,305
Public Health:					
Medicaid.....	-	-	-	47,517,960	44,308,235
Other Public Health.....	676,374	-	-	7,727,378	6,689,992
Public Safety.....	-	-	-	1,738,536	1,975,897
Public Welfare.....	381,272	3,024	3,590	7,562,318	4,165,638
Support and Regulate Business.....	-	-	-	9,617	7,225
Transportation.....	-	-	-	51,336	65,244
Total Local Assistance Grants.....	2,765,115	3,024	3,590	71,615,738	64,443,667
Departmental Operations:					
Personal Service.....	35,405	196,378	-	1,850,867	2,437,389
Non-Personal Service.....	92,207	221,205	-	2,687,039	1,724,517
General State Charges.....	21,283	120,568	-	1,035,502	1,341,575
Debt Service, Including Payments on Financing Agreements.....	-	-	-	42,278	102,221
Total Disbursements.....	2,914,010	541,175	3,590	77,231,424	70,049,369
Excess (Deficiency) of Receipts over Disbursements.....	18,940	44,831	(125)	11,586,111	6,270,129
OTHER FINANCING SOURCES (USES):					
Transfers from Other Funds.....	-	-	-	-	-
Transfers to Other Funds (*).....	(49,530)	(26,380)	-	(2,221,051)	(2,220,822)
Total Other Financing Sources (Uses).....	(49,530)	(26,380)	-	(2,221,051)	(2,220,822)
Excess (Deficiency) of Receipts and Other Financing Sources over Disbursements and Other Financing Uses.....	(30,590)	18,451	(125)	9,365,060	4,049,307
Fund Balances (Deficits) at April 1.....	(11,196)	98,096	(510)	4,960,674	911,367
Fund Balances (Deficits) at March 31.....	\$ (41,786)	\$ 116,547	\$ (635)	\$ 14,325,734	\$ 4,960,674

(*) See Accompanying Notes

STATE OF NEW YORK
SPECIAL REVENUE FUNDS - STATE AND FEDERAL
COMBINING STATEMENT OF CASH RECEIPTS,
DISBURSEMENTS AND CHANGES IN FUND BALANCES
FISCAL YEAR ENDED MARCH 31, 2022
(amounts in thousands)

EXHIBIT A-2
(continued)

	STATE SPECIAL REVENUE	FEDERAL SPECIAL REVENUE	ELIMINATIONS (*)	COMBINED TOTALS	
				2021-22	2020-21
RECEIPTS:					
Personal Income Tax (*).....	\$ 1,904,228	\$ -	\$ -	\$ 1,904,228	\$ 2,027,354
Consumption/Use Taxes.....	1,924,936	-	-	1,924,936	1,712,906
Business Taxes.....	2,225,100	-	-	2,225,100	1,836,022
Other Taxes.....	-	-	-	-	-
Miscellaneous Receipts.....	19,989,726	182,924	-	20,172,650	17,375,278
Federal Receipts.....	38,068	88,634,611	-	88,672,679	76,123,874
Total Receipts.....	26,082,058	88,817,535	-	114,899,593	99,075,434
DISBURSEMENTS:					
Local Assistance Grants (*):					
Education.....	5,401,851	6,460,798	-	11,862,649	8,701,929
Environment and Recreation.....	4,630	1,064	-	5,694	5,776
General Government.....	193,811	546,731	-	740,542	4,391,240
Public Health:					
Medicaid.....	5,815,260	47,517,960	-	53,333,220	49,779,140
Other Public Health.....	1,168,186	7,727,378	-	8,895,564	7,664,154
Public Safety.....	295,509	1,738,536	-	2,034,045	2,178,420
Public Welfare.....	1,862	7,562,318	-	7,564,180	4,166,047
Support and Regulate Business.....	69,748	9,617	-	79,365	56,285
Transportation.....	3,663,105	51,336	-	3,714,441	3,606,777
Total Local Assistance Grants.....	16,613,962	71,615,738	-	88,229,700	80,549,768
Departmental Operations:					
Personal Service.....	5,179,972	1,850,867	-	7,030,839	7,637,635
Non-Personal Service.....	2,903,858	2,687,039	-	5,590,897	4,363,969
General State Charges.....	1,041,330	1,035,502	-	2,076,832	2,227,895
Debt Service, Including Payments on					
Financing Agreements.....	-	42,278	-	42,278	102,221
Capital Projects.....	-	-	-	-	-
Total Disbursements.....	25,739,122	77,231,424	-	102,970,546	94,881,488
Excess (Deficiency) of Receipts over Disbursements.....	342,936	11,586,111	-	11,929,047	4,193,946
OTHER FINANCING SOURCES (USES):					
Transfers from Other Funds.....	3,090,322	-	(555,216)	2,535,106	3,088,425
Transfers to Other Funds (*).....	(1,529,333)	(2,221,051)	555,216	(3,195,168)	(2,727,646)
Total Other Financing Sources (Uses).....	1,560,989	(2,221,051)	-	(660,062)	360,779
Excess (Deficiency) of Receipts and Other Financing Sources over Disbursements and Other Financing Uses.....	1,903,925	9,365,060	-	11,268,985	4,554,725
Fund Balances (Deficits) at April 1 (*).....	5,708,576	4,960,674	-	10,669,250	6,312,056
Fund Balances (Deficits) at March 31.....	\$ 7,612,501	\$ 14,325,734	\$ -	\$ 21,938,235	\$ 10,866,781

(*) See Accompanying Notes

STATE OF NEW YORK
DEBT SERVICE FUNDS
COMBINING STATEMENT OF CASH RECEIPTS,
DISBURSEMENTS AND CHANGES IN FUND BALANCES
FISCAL YEAR ENDED MARCH 31, 2022
(amounts in thousands)

EXHIBIT A-3

	CLEAN WATER/ CLEAN AIR (40400-40449)	DEBT REDUCTION RESERVE (40000-40049)	DEPARTMENT OF HEALTH INCOME (40300-40349)	GENERAL DEBT SERVICE (40150-40199)	HOUSING DEBT (40250-40299)
RECEIPTS:					
Personal Income Tax (*).....	\$ -	\$ -	\$ -	\$ 35,368,671	\$ -
Consumption/Use Taxes (*).....	-	-	-	8,247,706	-
Business Taxes.....	-	-	-	8,215,168	-
Other Taxes.....	1,520,367	-	-	6,402	-
Miscellaneous Receipts.....	-	-	113,499	-	3,297
Federal Receipts.....	-	-	-	67,765	-
Total Receipts.....	1,520,367	-	113,499	51,905,712	3,297
DISBURSEMENTS:					
Departmental Operations:					
Non-Personal Service.....	-	-	1,971	11,415	-
Debt Service, Including Payments on Financing Agreements.....	-	-	24,123	12,508,371	2,392
Total Disbursements.....	-	-	26,094	12,519,786	2,392
Excess (Deficiency) of Receipts over Disbursements.....	1,520,367	-	87,405	39,385,926	905
OTHER FINANCING SOURCES (USES):					
Transfers from Other Funds.....	-	-	60,377	455,317	(905)
Transfers to Other Funds (*).....	(1,520,367)	-	(151,385)	(39,841,243)	-
Total Other Financing Sources (Uses).....	(1,520,367)	-	(91,008)	(39,385,926)	(905)
Excess (Deficiency) of Receipts and Other Financing Sources over Disbursements and Other Financing Uses.....	-	-	(3,603)	-	-
Fund Balances at April 1	-	-	40,326	-	-
Fund Balances at March 31.....	\$ -	\$ -	\$ 36,723	\$ -	\$ -

(*) See Accompanying Notes

STATE OF NEW YORK
DEBT SERVICE FUNDS
COMBINING STATEMENT OF CASH RECEIPTS,
DISBURSEMENTS AND CHANGES IN FUND BALANCES
FISCAL YEAR ENDED MARCH 31, 2022
(amounts in thousands)

EXHIBIT A-3
(continued)

	LOCAL	MENTAL HEALTH	ELIMINATIONS	COMBINED TOTALS	
	GOVERNMENT ASSISTANCE TAX (40450-40499)			SERVICES (40100-40149)	2021-22
RECEIPTS:					
Personal Income Tax (*).....	\$ -	\$ -	\$ -	\$ 35,368,671	\$ 27,483,335
Consumption/Use Taxes (*).....	4,121,226	-	-	12,368,932	6,634,440
Business Taxes.....	-	-	-	8,215,168	-
Other Taxes.....	-	-	-	1,526,769	831,370
Miscellaneous Receipts.....	-	310,986	-	427,782	400,852
Federal Receipts.....	-	-	-	67,765	73,810
Total Receipts.....	4,121,226	310,986	-	57,975,087	35,423,807
DISBURSEMENTS:					
Departmental Operations:					
Non-Personal Service.....	-	771	-	14,157	61,409
Debt Service, Including Payments on					
Financing Agreements.....	-	10,044	-	12,544,930	13,196,256
Total Disbursements.....	-	10,815	-	12,559,087	13,257,665
Excess (Deficiency) of Receipts over Disbursements.....	4,121,226	300,171	-	45,416,000	22,166,142
OTHER FINANCING SOURCES (USES):					
Transfers from Other Funds.....	-	1,423,009	(41,658)	1,896,140	3,223,925
Transfers to Other Funds (*).....	(4,121,226)	(1,682,638)	41,658	(47,275,201)	(25,388,448)
Total Other Financing Sources (Uses).....	(4,121,226)	(259,629)	-	(45,379,061)	(22,164,523)
Excess (Deficiency) of Receipts and Other Financing Sources over Disbursements and Other Financing Uses.....	-	40,542	-	36,939	1,619
Fund Balances at April 1	-	24,681	-	65,007	63,388
Fund Balances at March 31.....	\$ -	\$ 65,223	\$ -	\$ 101,946	\$ 65,007

(*) See Accompanying Notes

STATE OF NEW YORK
 CAPITAL PROJECTS FUNDS - STATE
 COMBINING STATEMENT OF CASH RECEIPTS,
 DISBURSEMENTS AND CHANGES IN FUND BALANCES
 FISCAL YEAR ENDED MARCH 31, 2022
 (amounts in thousands)

EXHIBIT A-4

	STATE CAPITAL PROJECTS (30000-30049)	ACCELERATED CAPACITY AND TRANSPORTATION IMPROVEMENTS BOND (30680-30689)	CITY UNIVERSITY OF NEW YORK CAPITAL PROJECTS (32250-32299)	CLEAN WATER/ CLEAN AIR BOND (30690-30699)	CLEAN WATER/ CLEAN AIR IMPLEMENTATION (30500-30549)	CORRECTIONAL FACILITIES CAPITAL IMPROVEMENT (32350-32399)
RECEIPTS:						
Consumption/Use Taxes	\$ -	\$ -	\$ -	\$ -	\$ -	\$ -
Business Taxes.....	-	-	-	-	-	-
Other Taxes.....	-	-	-	-	-	-
Miscellaneous Receipts.....	2,393,342	-	22	-	-	186,171
Federal Receipts.....	-	-	-	-	-	-
Total Receipts.....	2,393,342	-	22	-	-	186,171
DISBURSEMENTS:						
Local Assistance Grants (*):						
Education.....	219,939	-	-	-	-	-
Environment and Recreation.....	143,406	-	-	-	-	-
General Government.....	381,839	-	-	-	-	-
Public Health:						
Medicaid.....	-	-	-	-	-	-
Other Public Health	583,233	-	-	-	-	-
Public Safety	32,513	-	-	-	-	-
Public Welfare	-	-	-	-	-	-
Support and Regulate Business	551,390	-	-	-	-	-
Transportation	3,569,736	-	-	-	-	-
Total Local Assistance Grants.....	5,482,056	-	-	-	-	-
Capital Projects.....	3,048,674	-	-	-	-	358,582
Total Disbursements.....	8,530,730	-	-	-	-	358,582
Excess (Deficiency) of Receipts over Disbursements.....	(6,137,388)	-	22	-	-	(172,411)
OTHER FINANCING SOURCES (USES):						
Bond and Note Proceeds, net.....	-	-	-	-	-	-
Transfers from Other Funds.....	6,143,688	-	-	-	-	102,000
Transfers to Other Funds (*).....	(6,300)	-	-	(1)	-	-
Total Other Financing Sources (Uses).....	6,137,388	-	-	(1)	-	102,000
Excess (Deficiency) of Receipts and Other Financing Sources over Disbursements and Other Financing Uses.....	-	-	22	(1)	-	(70,411)
Fund Balances (Deficits) at April 1.....	-	2,778	42	1,429	-	(169,127)
Fund Balances (Deficits) at March 31.....	\$ -	\$ 2,778	\$ 64	\$ 1,428	\$ -	\$ (239,538)

(*) See Accompanying Notes

STATE OF NEW YORK
 CAPITAL PROJECTS FUNDS - STATE
 COMBINING STATEMENT OF CASH RECEIPTS,
 DISBURSEMENTS AND CHANGES IN FUND BALANCES
 FISCAL YEAR ENDED MARCH 31, 2022
 (amounts in thousands)

EXHIBIT A-4
 (continued)

	DEDICATED HIGHWAY AND BRIDGE TRUST (30050-30099)	DEDICATED INFRASTRUCTURE INVESTMENT (33050-33099)	DEPARTMENT OF TRANSPORTATION ENGINEERING SERVICES (31950-31999)	DIVISION FOR YOUTH FACILITIES IMPROVEMENT (31700-31749)	ENERGY CONSERVATION THROUGH IMPROVED TRANSPORTATION BOND (30600-30609)	ENVIRONMENTAL PROTECTION (30450-30499)	ENVIRONMENTAL QUALITY BOND ACT (1986) (30670-30679)
RECEIPTS:							
Consumption/Use Taxes	\$ 606,731	\$ -	\$ -	\$ -	\$ -	\$ -	\$ -
Business Taxes.....	587,014	-	-	-	-	-	-
Other Taxes.....	-	-	-	-	-	119,100	-
Miscellaneous Receipts.....	1,303,416	1	-	8,030	-	67,852	-
Federal Receipts.....	1,915	-	-	-	-	-	-
Total Receipts.....	2,499,076	1	-	8,030	-	186,952	-
DISBURSEMENTS:							
Local Assistance Grants (*):							
Education.....	-	-	-	-	-	-	-
Environment and Recreation.....	-	-	-	-	-	108,866	-
General Government.....	-	118,896	-	-	-	-	-
Public Health:							
Medicaid.....	-	-	-	-	-	-	-
Other Public Health	-	-	-	-	-	-	-
Public Safety	-	-	-	-	-	-	-
Public Welfare	-	24,966	-	-	-	-	-
Support and Regulate Business	-	109,484	-	-	-	-	-
Transportation	6,316	-	-	-	-	-	-
Total Local Assistance Grants.....	6,316	253,346	-	-	-	108,866	-
Capital Projects.....	1,766,275	13,535	45	10,091	-	142,875	-
Total Disbursements.....	1,772,591	266,881	45	10,091	-	251,741	-
Excess (Deficiency) of Receipts over Disbursements.....	726,485	(266,880)	(45)	(2,061)	-	(64,789)	-
OTHER FINANCING SOURCES (USES):							
Bond and Note Proceeds, net.....	-	-	-	-	-	-	-
Transfers from Other Funds.....	551,868	235,000	-	-	-	31,000	-
Transfers to Other Funds (*).....	(1,231,174)	-	-	-	-	-	(22)
Total Other Financing Sources (Uses).....	(679,306)	235,000	-	-	-	31,000	(22)
Excess (Deficiency) of Receipts and Other Financing Sources over Disbursements and Other Financing Uses.....	47,179	(31,880)	(45)	(2,061)	-	(33,789)	(22)
Fund Balances (Deficits) at April 1.....	(14,861)	96,723	(11,971)	(14,290)	164	83,480	5,572
Fund Balances (Deficits) at March 31.....	\$ 32,318	\$ 64,843	\$ (12,016)	\$ (16,351)	\$ 164	\$ 49,691	\$ 5,550

(*) See Accompanying Notes

STATE OF NEW YORK
 CAPITAL PROJECTS FUNDS - STATE
 COMBINING STATEMENT OF CASH RECEIPTS,
 DISBURSEMENTS AND CHANGES IN FUND BALANCES
 FISCAL YEAR ENDED MARCH 31, 2022
 (amounts in thousands)

EXHIBIT A-4
 (continued)

	ENVIRONMENTAL QUALITY PROTECTION BOND ACT (1972) (30640-30649)	FOREST PRESERVE EXPANSION (31450-31499)	HAZARDOUS WASTE REMEDIAL (31500-31549)	HOUSING ASSISTANCE (31800-31849)	HOUSING PROGRAM (31850-31899)	MENTAL HYGIENE FACILITIES CAPITAL IMPROVEMENT (32300-32349)
RECEIPTS:						
Consumption/Use Taxes	\$ -	\$ -	\$ -	\$ -	\$ -	\$ -
Business Taxes.....	-	-	-	-	-	-
Other Taxes.....	-	-	-	-	-	-
Miscellaneous Receipts.....	-	-	64,999	-	608,368	223,602
Federal Receipts.....	-	-	-	-	-	-
Total Receipts.....	-	-	64,999	-	608,368	223,602
DISBURSEMENTS:						
Local Assistance Grants (*):						
Education.....	-	-	-	-	-	-
Environment and Recreation.....	-	-	1,037	-	-	-
General Government.....	-	-	-	-	-	-
Public Health:						
Medicaid.....	-	-	-	-	-	-
Other Public Health	-	-	-	-	-	58,630
Public Safety	-	-	-	-	-	-
Public Welfare	-	-	-	-	653,978	-
Support and Regulate Business	-	-	-	-	-	-
Transportation	-	-	-	-	-	-
Total Local Assistance Grants.....	-	-	1,037	-	653,978	58,630
Capital Projects.....	-	-	77,529	-	-	165,395
Total Disbursements.....	-	-	78,566	-	653,978	224,025
Excess (Deficiency) of Receipts over Disbursements.....	-	-	(13,567)	-	(45,610)	(423)
OTHER FINANCING SOURCES (USES):						
Bond and Note Proceeds, net.....	-	-	-	-	-	-
Transfers from Other Funds.....	-	-	12,578	-	4,300	2,000
Transfers to Other Funds (*).....	-	-	(21,159)	-	-	-
Total Other Financing Sources (Uses).....	-	-	(8,581)	-	4,300	2,000
Excess (Deficiency) of Receipts and Other Financing Sources over Disbursements and Other Financing Uses.....	-	-	(22,148)	-	(41,310)	1,577
Fund Balances (Deficits) at April 1.....	1,419	1,083	(71,348)	(12,942)	(377,447)	(426,743)
Fund Balances (Deficits) at March 31.....	\$ 1,419	\$ 1,083	\$ (93,496)	\$ (12,942)	\$ (418,757)	\$ (425,166)

(*) See Accompanying Notes

STATE OF NEW YORK
 CAPITAL PROJECTS FUNDS - STATE
 COMBINING STATEMENT OF CASH RECEIPTS,
 DISBURSEMENTS AND CHANGES IN FUND BALANCES
 FISCAL YEAR ENDED MARCH 31, 2022
 (amounts in thousands)

EXHIBIT A-4
 (continued)

	MISCELLANEOUS CAPITAL PROJECTS (32200-32249)	NATURAL RESOURCE DAMAGES (31900-31949)	NEW YORK STATE CANAL SYSTEM DEVELOPMENT (30300-30349)	NEW YORK STATE STORM RECOVERY (33000-33049)	OUTDOOR RECREATION DEVELOPMENT BOND (30750-30799)	PARK AND RECREATION LAND ACQUISITION BOND (30610-30619)
RECEIPTS:						
Consumption/Use Taxes	\$ -	\$ -	\$ -	\$ -	\$ -	\$ -
Business Taxes.....	-	-	-	-	-	-
Other Taxes.....	-	-	-	-	-	-
Miscellaneous Receipts.....	32,518	1,711	4,211	7,041	-	-
Federal Receipts.....	-	-	-	-	-	-
Total Receipts.....	32,518	1,711	4,211	7,041	-	-
DISBURSEMENTS:						
Local Assistance Grants (*):						
Education.....	-	-	-	-	-	-
Environment and Recreation.....	899	396	-	-	-	-
General Government.....	-	-	-	-	-	-
Public Health:						
Medicaid.....	-	-	-	-	-	-
Other Public Health	24	-	-	-	-	-
Public Safety	-	-	-	7,386	-	-
Public Welfare	-	-	-	-	-	-
Support and Regulate Business	-	-	-	-	-	-
Transportation	-	-	2,088	-	-	-
Total Local Assistance Grants.....	923	396	2,088	7,386	-	-
Capital Projects.....	59,687	1,517	-	11,251	-	-
Total Disbursements.....	60,610	1,913	2,088	18,637	-	-
Excess (Deficiency) of Receipts over Disbursements.....	(28,092)	(202)	2,123	(11,596)	-	-
OTHER FINANCING SOURCES (USES):						
Bond and Note Proceeds, net.....	-	-	-	-	-	-
Transfers from Other Funds.....	45,108	-	-	-	-	-
Transfers to Other Funds (*).....	-	-	-	-	-	-
Total Other Financing Sources (Uses).....	45,108	-	-	-	-	-
Excess (Deficiency) of Receipts and Other Financing Sources over Disbursements and Other Financing Uses.....	17,016	(202)	2,123	(11,596)	-	-
Fund Balances (Deficits) at April 1.....	136,987	18,095	14,104	(54,228)	-	-
Fund Balances (Deficits) at March 31.....	\$ 154,003	\$ 17,893	\$ 16,227	\$ (65,824)	\$ -	\$ -

(*) See Accompanying Notes

STATE OF NEW YORK
 CAPITAL PROJECTS FUNDS - STATE
 COMBINING STATEMENT OF CASH RECEIPTS,
 DISBURSEMENTS AND CHANGES IN FUND BALANCES
 FISCAL YEAR ENDED MARCH 31, 2022
 (amounts in thousands)

EXHIBIT A-4
 (continued)

	PASSENGER FACILITY CHARGE (30400-30449)	PURE WATERS BOND (30620-30629)	RAIL PRESERVATION AND DEVELOPMENT BOND (30900-30949)	REBUILD AND RENEW NEW YORK TRANSPORTATION BOND (30650-30659)	SMART SCHOOLS BOND (30710-30719)	STATE HOUSING BOND (30700-30709)
RECEIPTS:						
Consumption/Use Taxes	\$ -	\$ -	\$ -	\$ -	\$ -	\$ -
Business Taxes.....	-	-	-	-	-	-
Other Taxes.....	-	-	-	-	-	-
Miscellaneous Receipts.....	-	-	-	-	-	-
Federal Receipts.....	-	-	-	-	-	-
Total Receipts.....	-	-	-	-	-	-
DISBURSEMENTS:						
Local Assistance Grants (*):						
Education.....	-	-	-	-	-	-
Environment and Recreation.....	-	-	-	-	-	-
General Government.....	-	-	-	-	-	-
Public Health:						
Medicaid.....	-	-	-	-	-	-
Other Public Health	-	-	-	-	-	-
Public Safety	-	-	-	-	-	-
Public Welfare	-	-	-	-	-	-
Support and Regulate Business	-	-	-	-	-	-
Transportation	-	-	-	-	-	-
Total Local Assistance Grants.....	-	-	-	-	-	-
Capital Projects.....	-	-	-	-	-	-
Total Disbursements.....	-	-	-	-	-	-
Excess (Deficiency) of Receipts over Disbursements.....	-	-	-	-	-	-
OTHER FINANCING SOURCES (USES):						
Bond and Note Proceeds, net.....	-	-	-	-	-	-
Transfers from Other Funds.....	-	-	-	-	-	-
Transfers to Other Funds (*).....	-	-	-	-	-	-
Total Other Financing Sources (Uses).....	-	-	-	-	-	-
Excess (Deficiency) of Receipts and Other Financing Sources over Disbursements and Other Financing Uses.....	-	-	-	-	-	-
Fund Balances (Deficits) at April 1.....	15	668	-	17,210	-	-
Fund Balances (Deficits) at March 31.....	\$ 15	\$ 668	\$ -	\$ 17,210	\$ -	\$ -

(*) See Accompanying Notes

STATE OF NEW YORK
 CAPITAL PROJECTS FUNDS - STATE
 COMBINING STATEMENT OF CASH RECEIPTS,
 DISBURSEMENTS AND CHANGES IN FUND BALANCES
 FISCAL YEAR ENDED MARCH 31, 2022
 (amounts in thousands)

EXHIBIT A-4
 (continued)

	STATE PARK INFRASTRUCTURE (30350-30399)	STATE UNIVERSITY CAPITAL PROJECTS (32400-32999)	STATE UNIVERSITY RESIDENCE HALLS REHABILITATION AND REPAIR (30100-30299)	SUBURBAN TRANSPORTATION (31650-31699)	TRANSPORTATION CAPITAL FACILITIES BOND (30630-30639)	TRANSPORTATION INFRASTRUCTURE RENEWAL BOND (30660-30669)	ELIMINATIONS (*)
RECEIPTS:							
Consumption/Use Taxes	\$ -	\$ -	\$ -	\$ -	\$ -	\$ -	\$ -
Business Taxes.....	-	-	-	-	-	-	-
Other Taxes.....	-	-	-	-	-	-	-
Miscellaneous Receipts.....	101,089	4,491	90	-	-	-	-
Federal Receipts.....	-	-	-	-	-	-	-
Total Receipts.....	101,089	4,491	90	-	-	-	-
DISBURSEMENTS:							
Local Assistance Grants (*):							
Education.....	-	-	-	-	-	-	-
Environment and Recreation.....	3	-	-	-	-	-	-
General Government.....	344	-	-	-	-	-	-
Public Health:							
Medicaid.....	-	-	-	-	-	-	-
Other Public Health	-	-	-	-	-	-	-
Public Safety	-	-	-	-	-	-	-
Public Welfare	-	-	-	-	-	-	-
Support and Regulate Business	-	-	-	-	-	-	-
Transportation	-	-	-	-	-	-	-
Total Local Assistance Grants.....	347	-	-	-	-	-	-
Capital Projects.....	117,226	66,727	37,635	-	-	-	-
Total Disbursements.....	117,573	66,727	37,635	-	-	-	-
Excess (Deficiency) of Receipts over Disbursements.....	(16,484)	(62,236)	(37,545)	-	-	-	-
OTHER FINANCING SOURCES (USES):							
Bond and Note Proceeds, net.....	-	-	-	-	-	-	-
Transfers from Other Funds.....	-	10,561	58,077	-	-	-	(6,284)
Transfers to Other Funds (*).....	-	-	38	-	-	-	6,284
Total Other Financing Sources (Uses).....	-	10,561	58,115	-	-	-	-
Excess (Deficiency) of Receipts and Other Financing Sources over Disbursements and Other Financing Uses.....	(16,484)	(51,675)	20,570	-	-	-	-
Fund Balances (Deficits) at April 1.....	(35,979)	119,675	117,683	540	3,328	4,255	-
Fund Balances (Deficits) at March 31.....	\$ (52,463)	\$ 68,000	\$ 138,253	\$ 540	\$ 3,328	\$ 4,255	\$ -

(*) See Accompanying Notes

STATE OF NEW YORK
CAPITAL PROJECTS FUNDS - STATE AND FEDERAL
COMBINING STATEMENT OF CASH RECEIPTS,
DISBURSEMENTS AND CHANGES IN FUND BALANCES
FISCAL YEAR ENDED MARCH 31, 2022
(amounts in thousands)

EXHIBIT A-4
(continued)

	TOTAL STATE CAPITAL PROJECTS	FEDERAL CAPITAL PROJECTS (31350-31449)	ELIMINATIONS (*)	COMBINED TOTALS	
				2021-22	2020-21
RECEIPTS:					
Consumption/Use Taxes	\$ 606,731	\$ -	\$ -	\$ 606,731	\$ 520,557
Business Taxes.....	587,014	-	-	587,014	535,895
Other Taxes.....	119,100	-	-	119,100	119,100
Miscellaneous Receipts.....	5,006,954	(305)	-	5,006,649	5,480,838
Federal Receipts.....	1,915	2,063,959	-	2,065,874	1,954,329
Total Receipts.....	6,321,714	2,063,654	-	8,385,368	8,610,719
DISBURSEMENTS:					
Local Assistance Grants (*):					
Education.....	219,939	-	-	219,939	122,133
Environment and Recreation.....	254,607	115,774	-	370,381	199,147
General Government.....	501,079	-	-	501,079	615,219
Public Health:					
Medicaid.....	-	-	-	-	-
Other Public Health	641,887	89,977	-	731,864	517,813
Public Safety	39,899	73,065	-	112,964	52,803
Public Welfare	678,944	-	-	678,944	604,599
Support and Regulate Business	660,874	-	-	660,874	684,988
Transportation	3,578,140	469,715	-	4,047,855	2,444,079
Total Local Assistance Grants.....	6,575,369	748,531	-	7,323,900	5,240,781
Capital Projects.....	5,877,044	1,503,436	-	7,380,480	7,090,029
Total Disbursements.....	12,452,413	2,251,967	-	14,704,380	12,330,810
Excess (Deficiency) of Receipts over Disbursements.....	(6,130,699)	(188,313)	-	(6,319,012)	(3,720,091)
OTHER FINANCING SOURCES (USES):					
Bond and Note Proceeds, net.....	-	-	-	-	202,642
Transfers from Other Funds.....	7,189,896	2,134	(20,171)	7,171,859	4,855,098
Transfers to Other Funds (*).....	(1,252,334)	(20,597)	20,171	(1,252,760)	(1,446,719)
Total Other Financing Sources (Uses).....	5,937,562	(18,463)	-	5,919,099	3,611,021
Excess (Deficiency) of Receipts and Other Financing Sources over Disbursements and Other Financing Uses.....	(193,137)	(206,776)	-	(399,913)	(109,070)
Fund Balances (Deficits) at April 1.....	(563,686)	(580,311)	-	(1,143,997)	(1,034,927)
Fund Balances (Deficits) at March 31.....	\$ (756,823)	\$ (787,087)	\$ -	\$ (1,543,910)	\$ (1,143,997)

(*) See Accompanying Notes

STATE OF NEW YORK
ENTERPRISE FUNDS
COMBINING STATEMENT OF CASH RECEIPTS,
DISBURSEMENTS AND CHANGES IN FUND BALANCES
FISCAL YEAR ENDED MARCH 31, 2022
(amounts in thousands)

EXHIBIT B-1

	AGENCY ENTERPRISE (50300-50399)	CORRECTIONAL SERVICES COMMISSARY (50100-50299)	CUNY SENIOR COLLEGE OPERATING (60850-60899)	CUNY SENIOR COLLEGE PROGRAM (23250-23449)	MENTAL HYGIENE COMMUNITY STORES (50500-50599)	SHELTERED AND PATIENT WORKSHOP (50400-50499)	STATE EXPOSITION SPECIAL (50050-50099)	UNEMPLOYMENT INSURANCE (50650-50699)	YOUTH COMMISSARY (50000-50049)	COMBINED TOTALS	
										2021-22	2020-21
RECEIPTS:											
Miscellaneous Receipts.....	\$ 23,716	\$ 42,541	\$ 2,680,305	\$ 162,941	\$ 797	\$ 375	\$ 9,034	\$ 57	\$ 38	\$ 2,919,804	\$ 67,659
Federal Receipts.....	-	-	-	-	-	-	-	23,966,223	-	23,966,223	57,050,013
Unemployment Taxes.....	-	-	-	-	-	-	-	3,132,180	-	3,132,180	15,133,805
Total Receipts.....	23,716	42,541	2,680,305	162,941	797	375	9,034	27,098,460	38	30,018,207	72,251,477
DISBURSEMENTS:											
Departmental Operations:											
Personal Service.....	10,459	-	1,584,959	44,938	40	-	2,861	-	-	1,643,257	12,538
Non-Personal Service.....	7,520	43,681	316,110	43,271	818	451	13,198	3,383	54	428,486	52,662
General State Charges.....	1,513	-	720,376	-	26	-	-	-	-	721,915	1,647
Unemployment Benefits.....	-	-	-	-	-	-	-	27,201,882	-	27,201,882	72,071,714
Total Disbursements.....	19,492	43,681	2,621,445	88,209	884	451	16,059	27,205,265	54	29,995,540	72,138,561
Excess (Deficiency) of Receipts over Disbursements.....	4,224	(1,140)	58,860	74,732	(87)	(76)	(7,025)	(106,805)	(16)	22,667	112,916
OTHER FINANCING SOURCES (USES):											
Transfers from Other Funds.....	-	-	-	-	-	-	7,000	-	-	7,000	3,000
Transfers to Other Funds.....	-	-	-	-	-	-	-	-	-	-	-
Total Other Financing Sources (Uses).....	-	-	-	-	-	-	7,000	-	-	7,000	3,000
Excess (Deficiency) of Receipts and Other Financing Sources over Disbursements and Other Financing Uses.....	4,224	(1,140)	58,860	74,732	(87)	(76)	(25)	(106,805)	(16)	29,667	115,916
Fund Balances at April 1 (*).....	12,354	3,711	10,572	171,835	4,821	4,357	580	119,653	117	328,000	29,677
Fund Balances at March 31.....	\$ 16,578	\$ 2,571	\$ 69,432	\$ 246,567	\$ 4,734	\$ 4,281	\$ 555	\$ 12,848	\$ 101	\$ 357,667	\$ 145,593

(*) See Accompanying Notes

**STATE OF NEW YORK
INTERNAL SERVICE FUNDS
COMBINING STATEMENT OF CASH RECEIPTS,
DISBURSEMENTS AND CHANGES IN FUND BALANCES
FISCAL YEAR ENDED MARCH 31, 2022
(amounts in thousands)**

EXHIBIT B-2

	AGENCY INTERNAL SERVICE (55050-55099)	AUDIT AND CONTROL REVOLVING (55250-55299)	CENTRALIZED SERVICES (55000-55049)	CORRECTIONAL INDUSTRIES REVOLVING (55350-55399)	HEALTH INSURANCE REVOLVING (55300-55349)	JOINT LABOR AND MANAGEMENT ADMINISTRATION (55200-55249)	MENTAL HYGIENE REVOLVING (55100-55149)	YOUTH VOCATIONAL EDUCATION (55150-55199)	ELIMINATIONS	COMBINED TOTALS	
										2021-22	2020-21
RECEIPTS:											
Miscellaneous Receipts.....	\$ 145,699	\$ 37,174	\$ 360,637	\$ 30,789	\$ 6,148	\$ 1,171	\$ 385	\$ 1	\$ -	\$ 582,004	\$ 522,817
Total Receipts.....	145,699	37,174	360,637	30,789	6,148	1,171	385	1	-	582,004	522,817
DISBURSEMENTS:											
Departmental Operations:											
Personal Service.....	28,899	17,842	60,160	14,500	7,801	508	467	-	-	130,177	134,691
Non-Personal Service.....	45,766	17,217	324,358	16,009	505	71	13	20	-	403,959	520,272
General State Charges.....	17,920	10,978	20,599	7,123	4,872	317	292	-	-	62,101	60,192
Total Disbursements.....	92,585	46,037	405,117	37,632	13,178	896	772	20	-	596,237	715,155
Excess (Deficiency) of Receipts over Disbursements.....	53,114	(8,863)	(44,480)	(6,843)	(7,030)	275	(387)	(19)	-	(14,233)	(192,338)
OTHER FINANCING SOURCES (USES):											
Transfers from Other Funds.....	127,476	-	92,626	22,773	12,000	-	-	-	(8,699)	246,176	133,796
Transfers to Other Funds.....	(10,181)	(447)	(1,487)	(366)	(1,365)	(4)	-	-	8,699	(5,151)	(7,456)
Total Other Financing Sources (Uses).....	117,295	(447)	91,139	22,407	10,635	(4)	-	-	-	241,025	126,340
Excess (Deficiency) of Receipts and Other Financing Sources over Disbursements and Other Financing Uses.....	170,409	(9,310)	46,659	15,564	3,605	271	(387)	(19)	-	226,792	(65,998)
Fund Balances (Deficits) at April 1.....	(201,533)	(40,486)	(76,849)	(32,578)	(13,119)	815	164	65	-	(363,521)	(297,523)
Fund Balances (Deficits) at March 31.....	\$ (31,124)	\$ (49,796)	\$ (30,190)	\$ (17,014)	\$ (9,514)	\$ 1,086	\$ (223)	\$ 46	\$ -	\$ (136,729)	\$ (363,521)

STATE OF NEW YORK
TRUST FUNDS
COMBINING STATEMENT OF CASH RECEIPTS,
DISBURSEMENTS AND CHANGES IN FUND BALANCE
FISCAL YEAR ENDED MARCH 31, 2022
(amounts in thousands)

EXHIBIT C-1

	COMMON RETIREMENT ADMINISTRATION (65000-65049)	RETIREE HEALTH BENEFIT TRUST (65050-65099)	COMBINED TOTALS	
			2021-22	2020-21
RECEIPTS:				
Miscellaneous Receipts.....	\$ 178,787	\$ 320,000	\$ 498,787	\$ 151,021
Total Receipts.....	178,787	320,000	498,787	151,021
DISBURSEMENTS:				
Departmental Operations:				
Personal Service.....	81,225	-	81,225	77,623
Non-Personal Service.....	48,148	-	48,148	32,431
General State Charges.....	50,499	-	50,499	39,832
Total Disbursements.....	179,872	-	179,872	149,886
Excess (Deficiency) of Receipts over Disbursements.....	(1,085)	320,000	318,915	1,135
Fund Balance (Deficit) at April 1.....	(10)	-	(10)	(1,145)
Fund Balance (Deficit) at March 31.....	\$ (1,095)	\$ 320,000	\$ 318,905	\$ (10)

STATE OF NEW YORK
PRIVATE PURPOSE TRUST FUNDS
COMBINING STATEMENT OF CASH RECEIPTS,
DISBURSEMENTS AND CHANGES IN FUND BALANCES
FISCAL YEAR ENDED MARCH 31, 2022
(amounts in thousands)

EXHIBIT C-2

	AGRICULTURE PRODUCERS' SECURITY (66000-66049)	COLLEGE SAVINGS TRUST (22022)	MILK PRODUCERS' SECURITY (66050-66099)	COMBINED TOTALS	
				2021-22	2020-21
RECEIPTS:					
Miscellaneous Receipts.....	\$ 282	\$ 5,531	\$ 665	\$ 6,478	\$ 585
Total Receipts.....	282	5,531	665	6,478	585
DISBURSEMENTS:					
Departmental Operations:					
Personal Service.....	76	200	130	406	238
Non-Personal Service.....	4	116	4	124	8
General State Charges.....	69	123	79	271	142
Total Disbursements.....	149	439	213	801	388
Excess (Deficiency) of Receipts over Disbursements.....	133	5,092	452	5,677	197
Fund Balances at April 1 (*).....	3,068	25,696	11,422	40,186	14,293
Fund Balances at March 31.....	\$ 3,201	\$ 30,788	\$ 11,874	\$ 45,863	\$ 14,490

(*) See Accompanying Notes

STATE OF NEW YORK
 AGENCY FUNDS (*)
 COMBINING STATEMENT OF CASH RECEIPTS,
 DISBURSEMENTS AND CHANGES IN FUND BALANCES
 FISCAL YEAR ENDED MARCH 31, 2022
 (amounts in thousands)

EXHIBIT C-3

	RECEIPTS				DISBURSEMENTS				Cash Balance March 31, 2022
	Cash Balance April 1, 2021(**)	Miscellaneous	Federal (***)	Transfers From Other Funds	Department Operations	Refunds	Dedicated Payments	Transfers To Other Funds	
Child Performer's Holding (60150-60199).....	\$ 548	\$ 64	\$ -	\$ -	\$ -	\$ (6)	\$ -	\$ -	\$ 606
Elderly Pharmaceutical Insurance Coverage (EPIC) Escrow (60800-60849)	37,008	77,400	-	-	-	-	(82,305)	-	32,103
Employee Payroll Withholding (60300-60399).....	64,201	4,950,167	-	-	-	-	(4,944,510)	-	69,858
Employees Dental Insurance (60400-60449).....	32,858	69,682	-	-	-	-	(71,835)	-	30,705
Employees Health Insurance (60200-60249).....	1,589,924	12,488,682	-	-	-	-	(12,196,910)	-	1,881,696
Health Insurance Reserve Receipts (60550-60599).....	-	-	-	-	-	-	-	-	-
Lottery Prize (60500-60549)	536,571	1,626,270	-	-	-	-	(1,496,967)	-	665,874
Management Confidential Group Insurance (60450-60499).....	593	9,995	-	-	-	-	(9,704)	-	884
Medicaid Management Information System (MMIS) Escrow (60900-60949)	2,714,442	86,617,948	-	-	-	-	(86,896,303)	-	2,436,087
Miscellaneous New York State Agency (60600-60799).....	1,001,995	8,648,809	-	-	-	-	(8,743,426)	-	907,378
School Capital Facilities Financing Reserve (60050-60149).....	18,443	2,574	-	514	-	-	(3,997)	(11,227)	6,307
Social Security Contribution (60250-60299).....	15,311	1,314,457	-	-	-	-	(1,314,641)	-	15,127
Special Education (60950-60999).....	-	-	-	-	-	-	-	-	-
SSI SSP Payment (62000-62049).....	-	-	-	-	-	-	-	-	-
State University Federal Direct Lending Program (61100-61999).....	(687)	980,134	-	-	-	-	(980,065)	-	(618)
State University of New York Revenue Collection (61000-61099).....	86,981	66,619	-	-	-	-	-	-	153,600
Total Agency Funds.....	\$ 6,098,188	\$ 116,852,801	\$ -	\$ 514	\$ -	\$ (6)	\$ (116,740,663)	\$ (11,227)	\$ 6,199,607

(*) Agency funds are used to account for funds held by the State in a purely custodial capacity or to hold monies where the disposition of the receipt is not known at the time the revenue is received. Cash is held until the proper disposition is determined (e.g., transferred to a State fund) or until payments are made to individuals, private organizations or other governmental units (e.g., payment of withholding taxes). Agency funds are also used for temporary investment purposes where a State fund payment has been issued but the checks have not cleared the bank account from which the checks were issued (e.g., Medicaid, EPIC).
 (***) See Accompanying Notes
 (***) Federal Receipts represent participating employers' share of the Medicare Part D subsidy. Participating employers include local governments, public authorities, public benefit corporations and municipal corporations.

STATE OF NEW YORK
SOLE CUSTODY FUNDS AND ACCOUNTS
STATEMENT OF RECEIPTS AND DISBURSEMENTS
FISCAL YEAR ENDED MARCH 31, 2022

EXHIBIT C-4

<u>GENERAL FUND</u>	<u>CASH AND INVESTMENT BALANCES APRIL 1, 2021</u>	<u>RECEIPTS</u>	<u>DISBURSEMENTS</u>	<u>CASH AND INVESTMENT BALANCES MARCH 31, 2022</u>
Addiction Services and Supports, Office of:				
Revenue Collection.....	\$ 46,006	\$ 545,088	\$ 587,795	\$ 3,299
Adirondack Park Agency:				
Revenue Collection.....	152	32,933	33,083	2
Agriculture and Markets, Department of:				
Revenue Collection.....	105,265	8,698,859	8,727,639	76,485
Children and Family Services, Office of:				
Revenue Collection.....	65	-	-	65
Corrections and Community Supervision, Department of:				
Revenue Collection.....	298,200	8,072,175	8,025,026	345,349
Financial Services, Department of:				
Revenue Collection.....	411,393	900,182,116	894,303,662	6,289,847
General Services, Office of:				
Escrow Account.....	13,250,780	33,400,365	39,613,656	7,037,489
Executive Mansion Expenses.....	7,772	70,800	63,162	15,410
Health, Department of:				
Medicaid Recoveries Account.....	223,671	365,812,666	363,251,751	2,784,586
Higher Education Services Corp:				
Tuition Assistance Program Recoveries.....	8,047,533	12,327,094	536	20,374,091
Legislature - Assembly:				
Revenue Collection.....	-	33	-	33
Mental Health, Office of:				
Medication Grant Program.....	945	2,150,379	2,143,696	7,628
Revenue Collection (*).....	1,622,550	1,867,806	2,406,681	1,083,675
Motor Vehicles, Department of:				
Revenue Collection.....	33,305,665	1,894,450,250	1,904,000,308	23,755,607
NYS Gaming Commission:				
Revenue Collection.....	271,622	34,477,245	34,335,464	413,403
NYS Joint Commission on Public Ethics:				
Revenue Collection.....	39,445	799,103	823,900	14,648
People With Developmental Disabilities, Office for:				
Electronic Benefits Account.....	10,362,591	19,434,669	10,748,853	19,048,407
Facility Revenue Collection.....	508,586	509,907	374,482	644,011
Revenue Collection.....	9,286,708	2,143,266,837	2,037,756,767	114,796,778
State Comptroller, Office of the:				
Revenue Collection.....	695,605,032	145,963,566,695	146,091,818,091	567,353,636
Tobacco Settlement.....	2,889,198	2,046	-	2,891,244
Taxation and Finance, Department of:				
Revenue Collection.....	-	300	300	-
Stock Transfer Incentive.....	1,165,689	344,491	377,076	1,133,104
Total General Fund.....	<u>777,448,868</u>	<u>151,390,011,857</u>	<u>151,399,391,928</u>	<u>768,068,797</u>

(*) At the time of publishing, some accounts remain unfilled.

STATE OF NEW YORK
SOLE CUSTODY FUNDS AND ACCOUNTS
STATEMENT OF RECEIPTS AND DISBURSEMENTS
FISCAL YEAR ENDED MARCH 31, 2022

EXHIBIT C-4
(continued)

	CASH AND INVESTMENT BALANCES APRIL 1, 2021	RECEIPTS	DISBURSEMENTS	CASH AND INVESTMENT BALANCES MARCH 31, 2022
<u>SPECIAL REVENUE FUNDS</u>				
Agriculture and Markets, Department of:				
Marketing and Publicity Account.....	151,018	2,683,756	2,656,817	177,957
Children and Family Services, Office of:				
Medicaid Reimbursement Account.....	21,649	97,062	108,888	9,823
Revenue Collection.....	170,463	3,803,337	3,889,060	84,740
Civil Service, Department of:				
Affirmative Action Advisory Council.....	5,142	-	-	5,142
Exam Application Fees.....	860	380,855	377,065	4,650
Education, State Department of:				
Archives Partnership Trust Endowment.....	5,614,830	474,126	564,872	5,524,084
Revenue Collection.....	351,666	113,173,543	113,209,000	316,209
Revenue Collection - Batavia School for the Blind.....	112,399	522,176	577,070	57,505
Revenue Collection - Rome School for the Deaf.....	16,954	59,082	65,367	10,669
Elections, Board of:				
Revenue Collection.....	156,975	84,563	186,577	54,961
Environmental Conservation, Department of:				
Revenue Collection.....	6,023,351	223,724,077	223,223,748	6,523,680
Financial Services, Department of:				
Excess Liability Pool (**).....	3,025,120	6,100	3,031,220	-
Liquidation Bureau - Property and Liability Insurance Security.....	271,412,752	8,254,740	35,584,077	244,083,415
Liquidation Bureau - Public Motor Vehicle Liability Security.....	123,654,392	12,655,603	36,613,854	99,696,141
Medical Indemnity Fund.....	176,456,764	55,100,009	70,415,748	161,141,025
Rate Stabilization Pool (**).....	74,406,415	12,274,923	11,990,082	74,691,256
State Transmitter of Money Insurance.....	377,515	8,004,248	6,212,958	2,168,805
Workers' Compensation Security Account.....	132,282,564	49,368,113	77,563,490	104,087,187
Workers' Compensation Security Fund Payment Account.....	100,001	50,111,128	50,111,126	100,003
Health, Department of:				
Clinical Lab Fee.....	10,688	13,483,725	13,490,219	4,194
Elderly Pharmaceutical Insurance Coverage (EPIC) Program (**).....	691,775	116,584,493	114,022,951	3,253,317
Health Facilities Assessments (**).....	580,008	890,866,364	890,577,285	869,087
Hospital Fees.....	83,991	2,903,848	2,912,000	75,839
Medicaid Disproportionate Share (Indigent Care Pools) (**).....	55,656	734,806,734	734,796,182	66,208
Public Goods Pool (**).....	293,876,870	5,591,460,204	5,510,854,555	374,482,519
Revenue Collection.....	5,572,506	3,478,337,867	3,458,230,826	25,679,547
Women, Infants and Child (WIC) Program.....	44,078	356,528,448	356,569,506	3,020

(**) These accounts are administered by a fiscal agent on behalf of New York State.

STATE OF NEW YORK
SOLE CUSTODY FUNDS AND ACCOUNTS
STATEMENT OF RECEIPTS AND DISBURSEMENTS
FISCAL YEAR ENDED MARCH 31, 2022

EXHIBIT C-4
(continued)

<u>SPECIAL REVENUE FUNDS (continued)</u>	<u>CASH AND INVESTMENT BALANCES APRIL 1, 2021</u>	<u>RECEIPTS</u>	<u>DISBURSEMENTS</u>	<u>CASH AND INVESTMENT BALANCES MARCH 31, 2022</u>
Homeland Security and Emergency Services, Division of:				
Fire Academy Account.....	24,892	533,928	504,573	54,247
Housing and Community Renewal, Division of:				
Maximum Base Rent.....	22,395	144,271	151,001	15,665
Revenue Collection.....	254,537	9,880,511	9,666,804	468,244
Labor, Department of:				
Revenue Collection.....	1,158,787	22,713,954	22,108,225	1,764,516
Unemployment Insurance Fund Clearing Account.....	7,631,127	3,212,097,065	3,215,598,712	4,129,480
Lake George Park Commission:				
Revenue Collection.....	813,268	2,029,078	2,086,500	755,846
Law, Department of:				
Shared Forfeiture.....	589,646	-	589,646	-
Military and Naval Affairs, Division of:				
Revenue Collection.....	14,569	158,396	164,861	8,104
NYS Gaming Commission:				
Revenue Collection.....	7,938,993	1,485,154,748	1,482,597,512	10,496,229
Parks, Recreation and Historic Preservation, Office of:				
Revenue Collection.....	1,369,032	120,786,264	120,912,651	1,242,645
People With Developmental Disabilities, Office for:				
Nonexpendable Trust.....	25,021	12	-	25,033
Public Service, Department of:				
Revenue Collection.....	19,420	113,612,871	110,145,287	3,487,004
State Comptroller, Office of the:				
Tax Collection.....	22,332,318	1,126,268,079	1,135,359,931	13,240,466
State University of New York:				
Revenue Collection.....	23,511,657	5,390,231,458	5,405,608,927	8,134,188
Student Loan Repayment.....	(4,487,179)	200,205,872	198,460,844	(2,742,151)
State, Department of:				
Revenue Collection.....	1,328,288	105,089,461	105,194,031	1,223,718
Taxation and Finance, Department of:				
Revenue Collection.....	2,041,845	28,075,538	28,661,148	1,456,235
SUNY Dormitory Facilities Revenue - Repair and Rehabilitation.....	92,381,638	546,858,064	537,918,929	101,320,773
World Trade Center Memorial Foundation.....	103,653	56,226	2,484	157,395
Unified Court System:				
Revenue Collection.....	26,801,116	914,970,585	910,592,275	31,179,426
Workers' Compensation Board:				
Revenue Collection.....	2,753,364,275	1,841,570,040	1,887,577,281	2,707,357,034
Total Special Revenue Funds.....	4,032,495,700	26,846,185,545	26,891,736,165	3,986,945,080

STATE OF NEW YORK
SOLE CUSTODY FUNDS AND ACCOUNTS
STATEMENT OF RECEIPTS AND DISBURSEMENTS
FISCAL YEAR ENDED MARCH 31, 2022

EXHIBIT C-4
(continued)

	CASH AND INVESTMENT BALANCES APRIL 1, 2021	RECEIPTS	DISBURSEMENTS	CASH AND INVESTMENT BALANCES MARCH 31, 2022
<u>DEBT SERVICE FUNDS</u>				
Addiction Services and Supports, Office of:				
Revenue Collection.....	428,086	14,092,252	14,358,762	161,576
Health, Department of:				
Revenue Collection.....	3,091,790	164,740,056	163,490,706	4,341,140
Mental Health, Office of:				
Revenue Collection.....	21,639,081	1,204,192,863	1,165,585,295	60,246,649
State Comptroller, Office of the:				
Tax Collection.....	1,232,175	2,119,456,772	2,113,738,364	6,950,583
Taxation and Finance, Department of:				
DASNY Community College Tuition and Instructional Income.....	4,452,417	11,002,384	10,006,363	5,448,438
DASNY Mental Hygiene Facilities Improvements.....	260,219	10,490	-	270,709
SUNY Construction Fund Debt Service.....	31,806	116,637,717	116,637,717	31,806
Total Debt Service Funds.....	31,135,574	3,630,132,534	3,583,817,207	77,450,901
<u>CAPITAL PROJECTS FUNDS</u>				
State Comptroller, Office of the:				
Hazardous Waste Remediation Collection.....	1,525	1,347,939	1,353,000	(3,536)
Tax Collection - Highways and Bridges.....	3,522,027	1,721,830,107	1,720,912,191	4,439,943
State Police, Division of:				
Revenue Collection.....	49,582	5,380,746	5,291,005	139,323
Taxation and Finance, Department of:				
DASNY State Advances Repayment Account.....	-	1,762	1,762	-
SUNY Construction Fund Capital Projects.....	31,712,310	1,086,732	734,000	32,065,042
SUNY Dormitory Facilities Revenue - Repair and Rehabilitation.....	-	-	-	-
Transportation, Department of:				
Revenue Collection.....	3,133,384	1,598,935	4,356,631	375,688
Total Capital Projects Funds.....	38,418,828	1,731,246,221	1,732,648,589	37,016,460
<u>ENTERPRISE FUNDS</u>				
Department of Agriculture and Markets:				
New York State Fair Revenue Collection.....	13,118	9,151,999	9,053,561	111,556
Total Enterprise Funds.....	13,118	9,151,999	9,053,561	111,556
<u>INTERNAL SERVICE FUNDS</u>				
Corrections and Community Supervision (Corcraft), Department:				
Revenue Collection.....	631,396	30,966,513	31,257,540	340,369
General Services, Office of:				
Revenue Collection - State Office Buildings.....	-	22,355	21,786	569
Total Internal Service Funds.....	631,396	30,988,868	31,279,326	340,938

STATE OF NEW YORK
SOLE CUSTODY FUNDS AND ACCOUNTS
STATEMENT OF RECEIPTS AND DISBURSEMENTS
FISCAL YEAR ENDED MARCH 31, 2022

EXHIBIT C-4
(continued)

	CASH AND INVESTMENT BALANCES APRIL 1, 2021	RECEIPTS	DISBURSEMENTS	CASH AND INVESTMENT BALANCES MARCH 31, 2022
<u>PRIVATE PURPOSE TRUST</u>				
Agriculture and Markets, Department of:				
Producer Security.....	98,431	952,078	976,000	74,509
State Comptroller, Office of the:				
New York State College Choice Tuition Savings.....	40,701,083,304	9,275,012,688	3,206,725,396	46,769,370,596
Total Private Purpose Trust Funds.....	40,701,181,735	9,275,964,766	3,207,701,396	46,769,445,105
<u>AGENCY FUNDS</u>				
Agriculture and Markets, Department of:				
Farmers Market Nutrition Program.....	432,692	-	16,246	416,446
Marketing and Publicity Account.....	13,019	160,353	160,005	13,367
Arts, Council on the:				
Theater Development	902,731	4,057	6,775	900,013
Children and Family Services, Office of:				
Youth Residents.....	70,109	159,988	163,000	67,097
Civil Service, Department of:				
Employees' Health Insurance Premiums Collection.....	12,917,797	6,880,248,783	6,889,496,506	3,670,074
Corrections and Community Supervision, Department of:				
Employee Benefit Account.....	707,631	612,015	574,671	744,975
Inmates' Account.....	20,644,635	87,308,176	87,434,371	20,518,440
Occupational Therapy.....	1,494,488	2,324,643	2,063,057	1,756,074
Criminal Justice Services, Division of:				
Fingerprint Fees.....	803,396	49,684,961	45,249,553	5,238,804
Education, State Department of:				
State Schools Student Activity Accounts.....	23,342	6,187	6,660	22,869
Employee Relations, Office of:				
Arbitrator Panel Administration.....	7,630	5,600	6,600	6,630
NYS Flex Spending Account.....	13,650,413	35,995,548	36,887,282	12,758,679
Environmental Conservation, Department of:				
Coastal Erosion Projects Escrow.....	1,947,685	162	651,707	1,296,140
Financial Services, Department of:				
Family Leave Benefits Account.....	-	72,797,544	72,797,544	-
Foreign Fire Insurance Tax.....	43,312,035	72,913,377	66,558,995	49,666,417

STATE OF NEW YORK
SOLE CUSTODY FUNDS AND ACCOUNTS
STATEMENT OF RECEIPTS AND DISBURSEMENTS
FISCAL YEAR ENDED MARCH 31, 2022

EXHIBIT C-4
(continued)

	CASH AND INVESTMENT BALANCES APRIL 1, 2021	RECEIPTS	DISBURSEMENTS	CASH AND INVESTMENT BALANCES MARCH 31, 2022
AGENCY FUNDS (continued)				
Health, Department of:				
American Indian Health Program (**)	27,179	21,223,236	21,237,468	12,947
Early Intervention Program	9,544,200	339,011,737	348,205,593	350,344
Medicaid	391	1,818,065,579	1,817,940,249	125,721
Miscellaneous Agency Account	5,648	12	-	5,660
Patients' Account	1,738,304	4,159,287	4,327,399	1,570,192
Higher Education Services Corp:				
Guaranteed Student Loans	86,590,796	705,660,458	761,840,036	30,411,218
Labor, Department of:				
Minimum and Prevailing Wage and Wage Claim Payment Account	(409,278)	15,993,880	15,862,028	(277,426)
Law, Department of:				
Civil Recoveries	54,726,052	288,886,696	320,902,763	22,709,985
Medicaid Fraud Control Escrow	17,779,597	83,557,252	94,608,237	6,728,612
Restitution Account	116,216,048	57,320,667	15,577,018	157,959,697
Mental Health, Office of:				
Employee Benefits and Escrow	52,212	1,333	3,505	50,040
Patients' Account (*)	12,702,652	18,864,311	21,783,468	9,783,495
Motor Vehicles, Department of:				
Revenue Collection	127,097	208,909,315	208,770,972	265,440
NYS Gaming Commission:				
Lottery Prizes	1,257,260,212	1,572,462,752	1,717,413,857	1,112,309,107
Parks, Recreation and Historic Preservation, Office of:				
Miscellaneous Agency Account	405,014	37,502	217,965	224,551
People With Developmental Disabilities, Office for:				
Patients' Account	44,125,029	117,932,122	116,069,994	45,987,157
State Comptroller, Office of the:				
Abandoned Property	669,196,789	1,231,674,660	974,190,583	926,680,866
City of Troy Debt Service Account	6,845,001	49,529,323	48,922,715	7,451,609
City of Troy Municipal Assistance State Aid	-	31,326,244	31,326,244	-
Comptroller's Refund	350,590,035	2,584,224,855	2,683,662,077	251,152,813
Hudson River - Black River	564,919	13,915,621	13,591,310	889,230
Income Tax Refund	276,587,436	10,392,412,368	10,353,737,470	315,262,334
Justice Court	99,959,316	214,200,278	235,302,408	78,857,186
MTA State Assistance	211,165,689	2,773,570,386	2,732,116,670	252,619,405
Ogdensburg Bridge and Port	203,083	4,847,204	4,903,709	146,578
Port of Oswego	149,986	18,631,958	18,632,321	149,623
Public Asset Account	9,545,927	6,758	-	9,552,685
Sales Tax Holding - Localities Share	1,389,446,581	19,168,178,155	18,620,738,903	1,936,885,833

(*) At the time of publishing, some accounts remain unfiled.

(**) These accounts are administered by a fiscal agent on behalf of New York State.

STATE OF NEW YORK
SOLE CUSTODY FUNDS AND ACCOUNTS
STATEMENT OF RECEIPTS AND DISBURSEMENTS
FISCAL YEAR ENDED MARCH 31, 2022

EXHIBIT C-4
(continued)

	CASH AND INVESTMENT BALANCES APRIL 1, 2021	RECEIPTS	DISBURSEMENTS	CASH AND INVESTMENT BALANCES MARCH 31, 2022
AGENCY FUNDS (continued)				
State Police, Division of:				
Seized Asset.....	3,708,597	2,331,042	3,116,894	2,922,745
State University of New York:				
Miscellaneous Agency Account.....	2,304,261	264,542,952	265,281,128	1,566,085
Taxation and Finance, Department of:				
DASNY NYC HHC Litigation Holding Account.....	18,109,415	17,277	20,000	18,106,692
Exchange Account.....	71,727	789,613,018	789,552,172	132,573
Linked Deposit Program.....	-	10,036,858	10,036,858	-
Special Investigation Program.....	286,535	10,685	45,330	251,890
State University Construction Fund Payroll Deductions.....	703,974	4,587,309	4,877,921	413,362
Temporary and Disability Assistance, Office of:				
Exchange Account.....	-	205,845	205,845	-
Title IV-D Child Support.....	13,105,432	105,134,850	109,994,566	8,245,716
Transportation, Department of:				
Contractors Bid Deposit and Guarantee Escrow.....	1,569,220	-	1,569,220	-
Employee Benefit Account.....	-	-	-	-
Highway Oversize/Overweight Credentialing System (HOOCs) Partners.....	3,366,861	-	3,366,861	-
Unified Court System:				
Judiciary Trust.....	4,788,708	18,031,370	18,517,673	4,302,405
Victim Services, Office of:				
Crime Victims Restitution Escrow.....	390	-	-	390
Workers' Compensation Board:				
Rate Stabilization.....	24,108,854	10,345	11,000,000	13,119,199
Safe Depository.....	3,912,860,465	269,036,117	147,179,335	4,034,717,247
Total Agency Funds.....	8,697,057,957	50,400,383,011	49,748,721,737	9,348,719,231
TOTAL SOLE CUSTODY FUNDS and ACCOUNTS.....	\$ 54,278,383,176	\$ 243,314,064,801	\$ 236,604,349,909	\$ 60,988,098,068

STATE OF NEW YORK
GOVERNMENTAL FUNDS
SCHEDULE OF NET TAX RECEIPTS
FISCAL YEAR ENDED MARCH 31, 2022
(amounts in thousands)

SCHEDULE 1

	GROSS RECEIPTS	REFUNDS	NET TAX RECEIPTS	
			2021-22	2020-21
PERSONAL INCOME TAX	\$ 79,996,583	\$ 9,259,241	\$ 70,737,342	\$ 54,966,670
CONSUMPTION/USE TAXES:				
Sales and Use.....	17,770,418	190,285	17,580,133	14,146,259
Auto Rental.....	99,008	8	99,000	64,000
Cigarette and Tobacco Products.....	979,577	22,345	957,232	1,005,643
Cannabis.....	12,909	-	12,909	8,411
Motor Fuel.....	517,726	22,687	495,039	425,017
Alcoholic Beverage.....	277,499	216	277,283	270,984
Highway Use.....	143,068	995	142,073	134,842
Vapor Excise.....	29,113	30	29,083	32,318
Opioid Excise.....	28,581	30	28,551	29,988
Total Consumption/Use Taxes	19,857,899	236,596	19,621,303	16,117,462
BUSINESS TAXES:				
Corporation Franchise.....	8,404,125	1,169,091	7,235,034	4,954,149
Corporation and Utilities.....	576,401	21,194	555,207	550,071
Insurance.....	2,515,977	63,529	2,452,448	2,189,710
Bank.....	24,682	4,822	19,860	156,490
Pass-Through Entity.....	16,430,336	-	16,430,336	-
Petroleum Business.....	1,074,499	42,840	1,031,659	941,997
Total Business Taxes	29,026,020	1,301,476	27,724,544	8,792,417
OTHER TAXES:				
Real Property Gains.....	-	-	-	-
Estate and Gift.....	1,483,179	97,027	1,386,152	1,537,437
Pari-Mutuel.....	12,948	-	12,948	9,652
Real Estate Transfer.....	1,639,868	401	1,639,467	948,856
Racing and Combative Sports.....	1,457	5	1,452	76
Employer Compensation Expense Tax.....	12,852	48	12,804	3,227
Total Other Taxes	3,150,304	97,481	3,052,823	2,499,248
TOTAL TAX RECEIPTS	\$ 132,030,806	\$ 10,894,794	\$ 121,136,012	\$ 82,375,797

**STATE OF NEW YORK
GOVERNMENTAL FUNDS
COMBINED STATEMENT OF RECEIPTS AND OTHER FINANCING SOURCES
FISCAL YEAR ENDED MARCH 31, 2022
(amounts in thousands)**

SCHEDULE 2

	GENERAL		SPECIAL REVENUE		DEBT SERVICE		CAPITAL PROJECTS		TOTAL GOVERNMENTAL FUNDS	
	MARCH 31, 2022	MARCH 31, 2021	MARCH 31, 2022	MARCH 31, 2021	MARCH 31, 2022	MARCH 31, 2021	MARCH 31, 2022	MARCH 31, 2021	MARCH 31, 2022	MARCH 31, 2021
TAXES:										
PERSONAL INCOME TAX:										
Withholding.....	\$ 53,327,759	\$ 44,218,244	\$ -	\$ -	\$ -	\$ -	\$ -	\$ -	\$ 53,327,759	\$ 44,218,244
Estimated Payments.....	21,665,899	16,441,248	-	-	-	-	-	-	21,665,899	16,441,248
Returns.....	4,631,146	3,606,032	-	-	-	-	-	-	4,631,146	3,606,032
State/City Offsets.....	(1,122,288)	(1,192,318)	-	-	-	-	-	-	(1,122,288)	(1,192,318)
Other (Assessments/LLC).....	1,494,067	1,263,856	-	-	-	-	-	-	1,494,067	1,263,856
Gross Receipts.....	79,996,583	64,337,062	-	-	-	-	-	-	79,996,583	64,337,062
Transfers to School Tax Relief Fund.....	(1,904,228)	(2,027,354)	1,904,228	2,027,354	-	-	-	-	-	-
Transfers to Revenue Bond Tax Fund.....	(35,368,671)	(27,483,335)	-	-	35,368,671	27,483,335	-	-	-	-
Less: Refunds Issued.....	(9,259,241)	-	-	-	-	-	-	-	(9,259,241)	(9,370,392)
Total Personal Income Tax.....	33,464,443	25,455,981	1,904,228	2,027,354	35,368,671	27,483,335	-	-	70,737,342	54,966,670
CONSUMPTION/USE TAXES:										
Sales and Use.....	4,122,201	6,638,819	1,089,000	873,000	12,368,932	6,634,440	-	-	17,580,133	14,146,259
Auto Rental.....	-	-	22,000	12,100	-	-	77,000	51,900	99,000	64,000
Cigarette and Tobacco Products.....	292,669	309,768	664,563	695,875	-	-	-	-	957,232	1,005,643
Cannabis.....	-	-	12,909	8,411	-	-	-	-	12,909	8,411
Motor Fuel.....	-	-	105,562	90,746	-	-	389,477	334,271	495,039	425,017
Alcoholic Beverage.....	277,283	270,984	-	-	-	-	-	-	277,283	270,984
Highway Use.....	-	-	1,819	456	-	-	140,254	134,386	142,073	134,842
Vapor Excise.....	-	-	29,083	32,318	-	-	-	-	29,083	32,318
Opioid Excise.....	28,551	29,988	-	-	-	-	-	-	28,551	29,988
Total Consumption/Use Taxes.....	4,720,704	7,249,559	1,924,936	1,712,906	12,368,932	6,634,440	606,731	520,557	19,621,303	16,117,462
BUSINESS TAXES:										
Corporation Franchise.....	5,817,911	3,890,103	1,417,123	1,064,046	-	-	-	-	7,235,034	4,954,149
Corporation and Utilities.....	434,467	417,240	111,371	122,659	-	-	9,369	10,172	555,207	550,071
Insurance.....	2,213,539	1,975,628	238,909	214,082	-	-	-	-	2,452,448	2,189,710
Bank.....	16,177	137,529	3,683	18,961	-	-	-	-	19,860	156,490
Pass-Through Entity.....	8,215,168	-	-	-	8,215,168	-	-	-	16,430,336	-
Petroleum Business.....	-	-	454,014	416,274	-	-	577,645	525,723	1,031,659	941,997
Total Business Taxes.....	16,697,262	6,420,500	2,225,100	1,836,022	8,215,168	-	587,014	535,895	27,724,544	8,792,417
OTHER TAXES:										
Real Property Gains.....	-	-	-	-	-	-	-	-	-	-
Estate and Gift.....	1,386,152	1,537,437	-	-	-	-	-	-	1,386,152	1,537,437
Pari-Mutuel.....	12,948	9,652	-	-	-	-	-	-	12,948	9,652
Real Estate Transfer.....	-	-	-	-	1,520,367	829,756	119,100	119,100	1,639,467	948,856
Racing and Combative Sports.....	1,452	76	-	-	-	-	-	-	1,452	76
Employer Compensation Expense Tax.....	6,402	1,613	-	-	6,402	1,614	-	-	12,804	3,227
Total Other Taxes.....	1,406,954	1,548,778	-	-	1,526,769	831,370	119,100	119,100	3,052,823	2,499,248
TOTAL TAX RECEIPTS.....	56,289,363	40,674,818	6,054,264	5,576,282	57,479,540	34,949,145	1,312,845	1,175,552	121,136,012	82,375,797
MISCELLANEOUS RECEIPTS:										
Abandoned Property:										
Abandoned Property.....	568,368	574,670	16,756	16,659	-	-	-	-	585,124	591,329
Bottle Bill.....	99,200	99,200	-	-	-	-	29,607	39,748	128,807	138,948
Total Abandoned Property.....	667,568	673,870	16,756	16,659	-	-	29,607	39,748	713,931	730,277

**STATE OF NEW YORK
GOVERNMENTAL FUNDS
COMBINED STATEMENT OF RECEIPTS AND OTHER FINANCING RESOURCES
FISCAL YEAR ENDED MARCH 31, 2022
(amounts in thousands)**

**SCHEDULE 2
(continued)**

	GENERAL		SPECIAL REVENUE		DEBT SERVICE		CAPITAL PROJECTS		TOTAL GOVERNMENTAL FUNDS	
	MARCH 31, 2022	MARCH 31, 2021	MARCH 31, 2022	MARCH 31, 2021	MARCH 31, 2022	MARCH 31, 2021	MARCH 31, 2022	MARCH 31, 2021	MARCH 31, 2022	MARCH 31, 2021
Assessments:										
Business.....	-	-	745,992	730,922	-	-	77,996	79,971	823,988	810,893
Medical Care.....	40,105	45,734	6,321,393	5,859,888	-	-	-	-	6,361,498	5,905,622
Public Utilities.....	-	-	95,141	88,722	-	-	-	-	95,141	88,722
All Other.....	600	261	(678)	41	-	-	-	-	(78)	302
Total Assessments.....	40,705	45,995	7,161,848	6,679,573	-	-	77,996	79,971	7,280,549	6,805,539
Fees, Licenses and Permits:										
Alcohol Beverage Control Licensing	70,275	51,344	-	-	-	-	-	-	70,275	51,344
Audit.....	-	-	2,548	2,209	-	-	-	-	2,548	2,209
Business/Professional.....	254,696	246,225	721,168	721,961	-	-	30,661	26,922	1,006,525	995,108
Civil.....	210,258	150,993	63,198	48,199	-	-	-	-	273,456	199,192
Criminal.....	1,315	1,223	5,472	3,648	-	-	-	-	6,787	4,871
Motor Vehicle	306,025	362,330	322,253	287,215	-	-	697,737	654,545	1,326,015	1,304,090
Recreational/Consumer.....	25,361	12,879	1,045,159	723,782	-	-	34,813	22,198	1,105,333	758,859
Total Fees, Licenses and Permits.....	867,930	824,994	2,159,798	1,787,014	-	-	763,211	703,665	3,790,939	3,315,673
Fines, Penalties and Forfeitures.....	307,213	778,772	100,985	122,114	-	-	25,303	23,235	433,501	924,121
Gaming:										
Casino.....	1,607	-	828,725	137,366	-	-	-	-	830,332	137,366
Lottery.....	-	-	2,563,111	2,518,802	-	-	-	-	2,563,111	2,518,802
Wagering Commissions.....	-	-	357,454	-	-	-	-	-	357,454	-
Video Lottery.....	-	-	1,005,436	409,853	-	-	-	-	1,005,436	409,853
Total Gaming.....	1,607	-	4,754,726	3,066,021	-	-	-	-	4,756,333	3,066,021
Interest Earnings.....	13,955	37,679	51,616	79,875	22	375	370	1,803	65,963	119,732
Receipts from Public Authorities:										
Bond Proceeds.....	-	4,500,000	-	-	-	411	3,890,849	4,530,344	3,890,849	9,030,755
Cost Recovery Assessments.....	-	41,986	10,223	20,400	-	-	-	-	10,223	62,386
Issuance Fees.....	96,348	126,040	7,200	7,200	-	-	-	-	103,548	133,240
Non Bond Related.....	46,599	26,370	47,630	15,994	-	-	11,817	30,877	106,046	73,241
Total Receipts from Public Authorities.....	142,947	4,694,396	65,053	43,594	-	411	3,902,666	4,561,221	4,110,666	9,299,622
Receipts from Municipalities.....	80	250,091	322,025	75,035	3,297	3,933	472	969	325,874	330,028
Rentals.....	1,788	1,657	459,892	194,442	-	-	26,285	18,468	487,965	214,567
Revenues of State Departments:										
Administrative Recoveries.....	68,712	65,870	185,391	121,961	-	-	9	6	254,112	187,837
Commissions.....	1,101	(22)	14,401	26,470	-	-	8	3	15,510	26,451
Commissions - Asset Conversion.....	-	-	228,000	118,000	-	-	-	-	228,000	118,000
Gifts, Grants and Donations.....	12,590	9	6,649	35,109	-	-	24,018	11,363	43,257	46,481
Indirect Cost Recoveries.....	78,488	73,739	6,065	851	-	-	78,966	-	163,519	74,590
Patient/Client Care Reimbursement.....	(63,385)	(64,258)	2,469,053	2,933,932	424,395	396,133	-	-	2,830,063	3,265,807
Rebates.....	6,051	6,693	140,063	143,306	-	-	95	55	146,209	150,054
Restitution and Settlements.....	563	1,354	99,803	86,306	-	-	29,095	12,852	129,461	100,512
Student Loans.....	20	24	24,219	44,599	-	-	-	-	24,239	44,623
All Other.....	172,145	119,755	638,192	399,634	68	-	41,934	27,145	852,339	546,534
Total Revenues of State Departments.....	276,285	203,164	3,811,836	3,910,168	424,463	396,133	174,125	51,424	4,686,709	4,560,889

STATE OF NEW YORK
GOVERNMENTAL FUNDS
COMBINED STATEMENT OF RECEIPTS AND OTHER FINANCING RESOURCES
FISCAL YEAR ENDED MARCH 31, 2022
(amounts in thousands)

SCHEDULE 2
(continued)

	GENERAL		SPECIAL REVENUE		DEBT SERVICE		CAPITAL PROJECTS		TOTAL GOVERNMENTAL FUNDS	
	MARCH 31, 2022	MARCH 31, 2021	MARCH 31, 2022	MARCH 31, 2021	MARCH 31, 2022	MARCH 31, 2021	MARCH 31, 2022	MARCH 31, 2021	MARCH 31, 2022	MARCH 31, 2021
Sales.....	5,033	4,614	23,907	10,572	-	-	6,614	334	35,554	15,520
Tuition.....	-	-	1,244,208	1,390,211	-	-	-	-	1,244,208	1,390,211
TOTAL MISCELLANEOUS RECEIPTS.....	2,325,111	7,515,232	20,172,650	17,375,278	427,782	400,852	5,006,649	5,480,838	27,932,192	30,772,200
FEDERAL RECEIPTS.....	4,500,013	437	88,672,679	76,123,874	67,765	73,810	2,065,874	1,954,329	95,306,331	78,152,450
OTHER FINANCING SOURCES:										
Bond and Note Proceeds, net.....	-	-	-	-	-	-	-	202,642	-	202,642
Transfers from Other Funds.....	49,695,153	26,121,450	2,535,106	3,088,425	1,896,140	3,223,925	7,171,859	4,855,098	61,298,258	37,288,898
Total Other Financing Sources.....	49,695,153	26,121,450	2,535,106	3,088,425	1,896,140	3,223,925	7,171,859	5,057,740	61,298,258	37,491,540
TOTAL.....	\$ 112,809,640	\$ 74,311,937	\$ 117,434,699	\$ 102,163,859	\$ 59,871,227	\$ 38,647,732	\$ 15,557,227	\$ 13,668,459	\$ 305,672,793	\$ 228,791,987

**STATE OF NEW YORK
GOVERNMENTAL FUNDS
SCHEDULE OF TAX RECEIPTS
FISCAL YEARS 2012-13 THROUGH 2021-22
(amounts in thousands)**

SCHEDULE 3

	<u>2012-13</u>	<u>2013-14</u>	<u>2014-15</u>	<u>2015-16</u>	<u>2016-17</u>	<u>2017-18</u>	<u>2018-19</u>	<u>2019-20</u>	<u>2020-21</u>	<u>2021-22</u>
PERSONAL INCOME TAX:										
Withholding.....	\$ 31,957,653	\$ 33,367,555	\$ 34,906,793	\$ 36,549,038	\$ 37,523,891	\$ 40,269,241	\$ 41,084,099	\$ 43,118,278	\$ 44,218,244	\$ 53,327,759
Estimated.....	12,192,942	14,637,177	13,743,147	16,111,218	14,971,822	17,781,120	14,009,873	17,025,034	16,441,248	21,665,899
Returns.....	2,192,787	2,415,648	2,260,045	2,653,707	2,616,198	2,538,951	2,746,012	3,482,091	3,606,032	4,631,146
State/City Offsets.....	(309,012)	(615,003)	(590,752)	(675,293)	(851,242)	(855,954)	(1,135,335)	(1,117,314)	(1,192,318)	(1,122,288)
Other (Assessments/LLC).....	1,099,268	1,154,668	1,338,284	1,286,154	1,405,964	1,446,472	1,332,835	1,357,370	1,263,856	1,494,067
Employer Compensation Expense Tax.....	-	-	-	-	-	-	53	-	-	-
Gross Total.....	47,133,638	50,960,045	51,657,517	55,924,824	55,666,633	61,179,830	58,037,537	63,865,459	64,337,062	79,996,583
Less: Refunds Issued.....	(6,906,923)	(7,999,270)	(7,947,684)	(8,869,541)	(8,100,689)	(9,678,493)	(9,950,148)	(10,206,057)	(9,370,392)	(9,259,241)
Net Personal Income Tax.....	40,226,715	42,960,775	43,709,833	47,055,283	47,565,944	51,501,337	48,087,389	53,659,402	54,966,670	70,737,342
CONSUMPTION/USE TAXES:										
Sales and Use	11,989,290	12,587,660	12,991,656	13,359,320	13,869,587	14,495,076	15,127,442	15,932,060	14,146,259	17,580,133
Auto Rental	109,050	113,979	119,093	126,076	127,004	122,988	130,033	107,033	64,000	99,000
Cigarette and Tobacco Products	1,550,599	1,453,351	1,313,758	1,250,612	1,235,230	1,170,526	1,107,756	1,035,223	1,005,643	957,232
Cannabis	-	-	-	11	584	1,880	3,867	5,698	8,411	12,909
Motor Fuel	492,464	473,156	486,955	503,068	519,015	512,503	528,121	511,845	425,017	495,039
Alcoholic Beverage	246,217	250,306	250,859	254,548	257,678	259,230	262,385	258,980	270,984	277,283
Highway Use	145,008	136,223	140,400	158,562	138,696	93,205	145,007	141,385	134,842	142,073
Vapor Excise	-	-	-	-	-	-	-	10,405	32,318	29,083
Opioid Excise Tax	-	-	-	-	-	-	-	19,356	29,988	28,551
MCTD Taxicab Trip.....	82,945	85,190	82,263	73,146	64,036	55,944	51,703	-	-	-
Total Consumption/Use Taxes.....	14,615,573	15,099,865	15,384,984	15,725,343	16,211,830	16,711,352	17,356,314	18,021,985	16,117,462	19,621,303
BUSINESS TAXES:										
Corporation Franchise	3,008,746	3,811,628	3,547,992	4,527,319	3,165,584	3,079,974	4,296,595	4,824,289	4,954,149	7,235,034
Corporation and Utilities	894,491	797,293	727,294	773,852	720,335	747,908	672,479	704,722	550,071	555,207
Insurance	1,508,600	1,444,398	1,532,832	1,580,071	1,579,645	1,776,830	1,836,785	2,305,962	2,189,710	2,452,448
Bank	1,911,860	1,050,058	1,536,194	(121,350)	389,660	467,123	(58,989)	69	156,490	19,860
Pass-Through Entity	-	-	-	-	-	-	-	-	-	16,430,336
Petroleum Business	1,139,721	1,154,510	1,158,332	1,123,851	1,123,685	1,091,954	1,165,218	1,160,775	941,997	1,031,659
Lubricating Oil	2	1	1	-	-	-	-	-	-	-
Total Business Taxes.....	8,463,420	8,257,888	8,502,645	7,883,743	6,978,909	7,163,789	7,912,088	8,995,817	8,792,417	27,724,544
OTHER TAXES:										
Real Property Gains	209	(159)	39	10	63	(7)	-	-	-	-
Estate and Gift	1,014,863	1,238,321	1,108,530	1,520,792	1,090,889	1,307,842	1,068,327	1,070,166	1,537,437	1,386,152
Pari-Mutuel	17,416	16,821	18,038	17,182	15,755	15,372	15,368	13,917	9,652	12,948
Real Estate Transfer	756,355	911,352	1,037,880	1,163,060	1,126,369	1,125,073	1,135,271	1,123,766	948,856	1,639,467
Racing and Combative Sports	1,029	995	1,128	1,425	2,914	2,541	2,565	2,022	76	1,452
MCTD Mobility Tax.....	1,204,572	1,204,147	1,271,303	1,306,235	1,380,246	1,439,241	-	-	-	-
Employer Compensation Expense Tax.....	-	-	-	-	-	-	-	1,994	3,227	12,804
Total Other Taxes.....	2,994,444	3,371,477	3,436,918	4,008,704	3,616,236	3,890,062	2,221,531	2,211,865	2,499,248	3,052,823
TOTAL TAX RECEIPTS.....	\$ 66,300,152	\$ 69,690,005	\$ 71,034,380	\$ 74,673,073	\$ 74,372,919	\$ 79,266,540	\$ 75,577,322	\$ 82,889,069	\$ 82,375,797	\$121,136,012

STATE OF NEW YORK
GOVERNMENTAL FUNDS
COMBINING SCHEDULE OF TAX RECEIPTS
FISCAL YEAR ENDED MARCH 31, 2022
(amounts in thousands)

SCHEDULE 4

	GENERAL	SPECIAL REVENUE					
	STATE OPERATIONS ACCOUNT (10050-10099)	DEDICATED	HEALTH CARE	HIGHWAY	MASS	MEDICAL	SCHOOL
		MASS TRANSPORTATION TRUST (20850-20899)	REFORM ACT RESOURCES (20800-20849)	USE TAX ADMIN. (23801)	TRANSPORTATION OPERATING ASSISTANCE (21400-21449)	CANNABIS TRUST (23750-23799)	TAX RELIEF (20550-20599)
PERSONAL INCOME TAX	\$ 33,464,443	\$ -	\$ -	\$ -	\$ -	\$ -	\$ 1,904,228
CONSUMPTION/USE TAXES:							
Sales and Use.....	4,122,201	-	-	-	1,089,000	-	-
Auto Rental.....	-	-	-	-	22,000	-	-
Cigarette and Tobacco Products.....	292,669	-	664,563	-	-	-	-
Cannabis.....	-	-	-	-	-	12,909	-
Motor Fuel.....	-	105,562	-	-	-	-	-
Alcoholic Beverage.....	277,283	-	-	-	-	-	-
Highway Use.....	-	-	-	1,819	-	-	-
Vapor Excise.....	-	-	29,083	-	-	-	-
Opioid Excise.....	28,551	-	-	-	-	-	-
Total Consumption/Use Taxes	4,720,704	105,562	693,646	1,819	1,111,000	12,909	-
BUSINESS TAXES:							
Corporation Franchise.....	5,817,911	-	-	-	1,417,123	-	-
Corporation and Utilities.....	434,467	-	-	-	111,371	-	-
Insurance.....	2,213,539	-	-	-	238,909	-	-
Bank.....	16,177	-	-	-	3,683	-	-
Pass-Through Entity.....	8,215,168	-	-	-	-	-	-
Petroleum Business.....	-	334,000	-	-	120,014	-	-
Total Business Taxes	16,697,262	334,000	-	-	1,891,100	-	-
OTHER TAXES:							
Real Property Gains.....	-	-	-	-	-	-	-
Estate and Gift.....	1,386,152	-	-	-	-	-	-
Pari-Mutuel.....	12,948	-	-	-	-	-	-
Real Estate Transfer.....	-	-	-	-	-	-	-
Racing and Combative Sports.....	1,452	-	-	-	-	-	-
Employer Compensation Expense Tax.....	6,402	-	-	-	-	-	-
Total Other Taxes	1,406,954	-	-	-	-	-	-
TOTAL TAX RECEIPTS	\$ 56,289,363	\$ 439,562	\$ 693,646	\$ 1,819	\$ 3,002,100	\$ 12,909	\$ 1,904,228

STATE OF NEW YORK
GOVERNMENTAL FUNDS
COMBINING SCHEDULE OF TAX RECEIPTS
FISCAL YEAR ENDED MARCH 31, 2022
(amounts in thousands)

SCHEDULE 4
(continued)

	DEBT SERVICE			CAPITAL PROJECTS		TOTAL GOVERNMENTAL FUNDS	
	CLEAN WATER / CLEAN AIR (40400-40449)	GENERAL DEBT SERVICE (40150-40199)	LOCAL GOVERNMENT ASSISTANCE TAX (40450-40499)	DEDICATED HIGHWAY AND BRIDGE TRUST (30050-30099)	ENVIRONMENTAL PROTECTION (30450-30499)	2021-22	2020-21
PERSONAL INCOME TAX.....	\$ -	\$ 35,368,671	\$ -	\$ -	\$ -	\$ 70,737,342	\$ 54,966,670
CONSUMPTION/USE TAXES:							
Sales and Use.....	-	8,247,706	4,121,226	-	-	17,580,133	14,146,259
Auto Rental.....	-	-	-	77,000	-	99,000	64,000
Cigarette and Tobacco Products.....	-	-	-	-	-	957,232	1,005,643
Cannabis.....	-	-	-	-	-	12,909	8,411
Motor Fuel.....	-	-	-	389,477	-	495,039	425,017
Alcoholic Beverage.....	-	-	-	-	-	277,283	270,984
Highway Use.....	-	-	-	140,254	-	142,073	134,842
Vapor Excise.....	-	-	-	-	-	29,083	32,318
Opioid Excise.....	-	-	-	-	-	28,551	29,988
Total Consumption/Use Taxes.....	-	8,247,706	4,121,226	606,731	-	19,621,303	16,117,462
BUSINESS TAXES:							
Corporation Franchise.....	-	-	-	-	-	7,235,034	4,954,149
Corporation and Utilities.....	-	-	-	9,369	-	555,207	550,071
Insurance.....	-	-	-	-	-	2,452,448	2,189,710
Bank.....	-	-	-	-	-	19,860	156,490
Pass-Through Entity.....	-	8,215,168	-	-	-	16,430,336	-
Petroleum Business.....	-	-	-	577,645	-	1,031,659	941,997
Total Business Taxes.....	-	8,215,168	-	587,014	-	27,724,544	8,792,417
OTHER TAXES:							
Real Property Gains.....	-	-	-	-	-	-	-
Estate and Gift.....	-	-	-	-	-	1,386,152	1,537,437
Pari-Mutuel.....	-	-	-	-	-	12,948	9,652
Real Estate Transfer.....	1,520,367	-	-	-	119,100	1,639,467	948,856
Racing and Combative Sports.....	-	-	-	-	-	1,452	76
Employer Compensation Expense Tax.....	-	6,402	-	-	-	12,804	3,227
Total Other Taxes.....	1,520,367	6,402	-	-	119,100	3,052,823	2,499,248
TOTAL TAX RECEIPTS.....	\$ 1,520,367	\$ 51,837,947	\$ 4,121,226	\$ 1,193,745	\$ 119,100	\$ 121,136,012	\$ 82,375,797

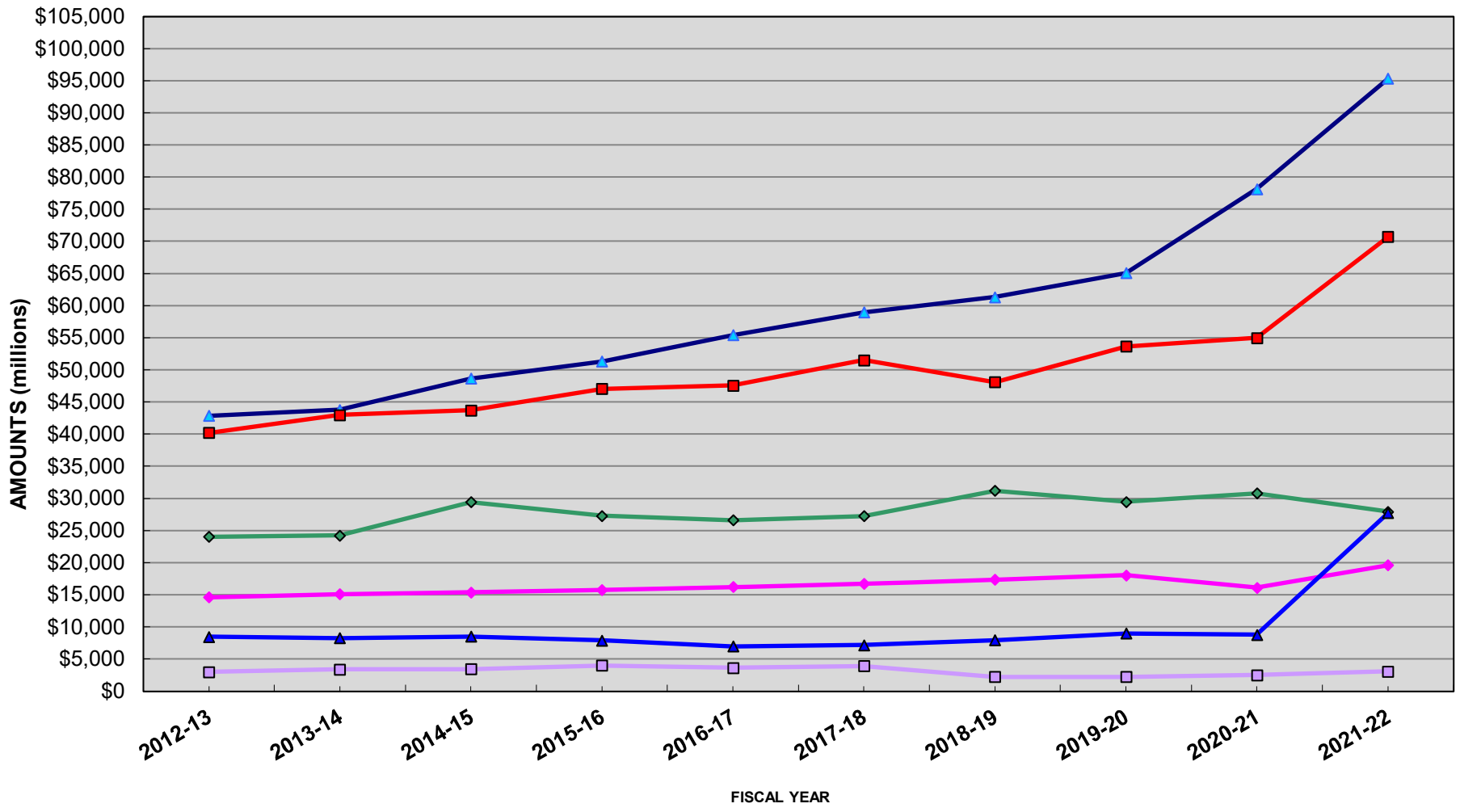
STATE OF NEW YORK
GOVERNMENTAL FUNDS
STATE TAX RECEIPTS PER CAPITA (*)
FISCAL YEARS 2012-13 THROUGH 2021-22

SCHEDULE 5

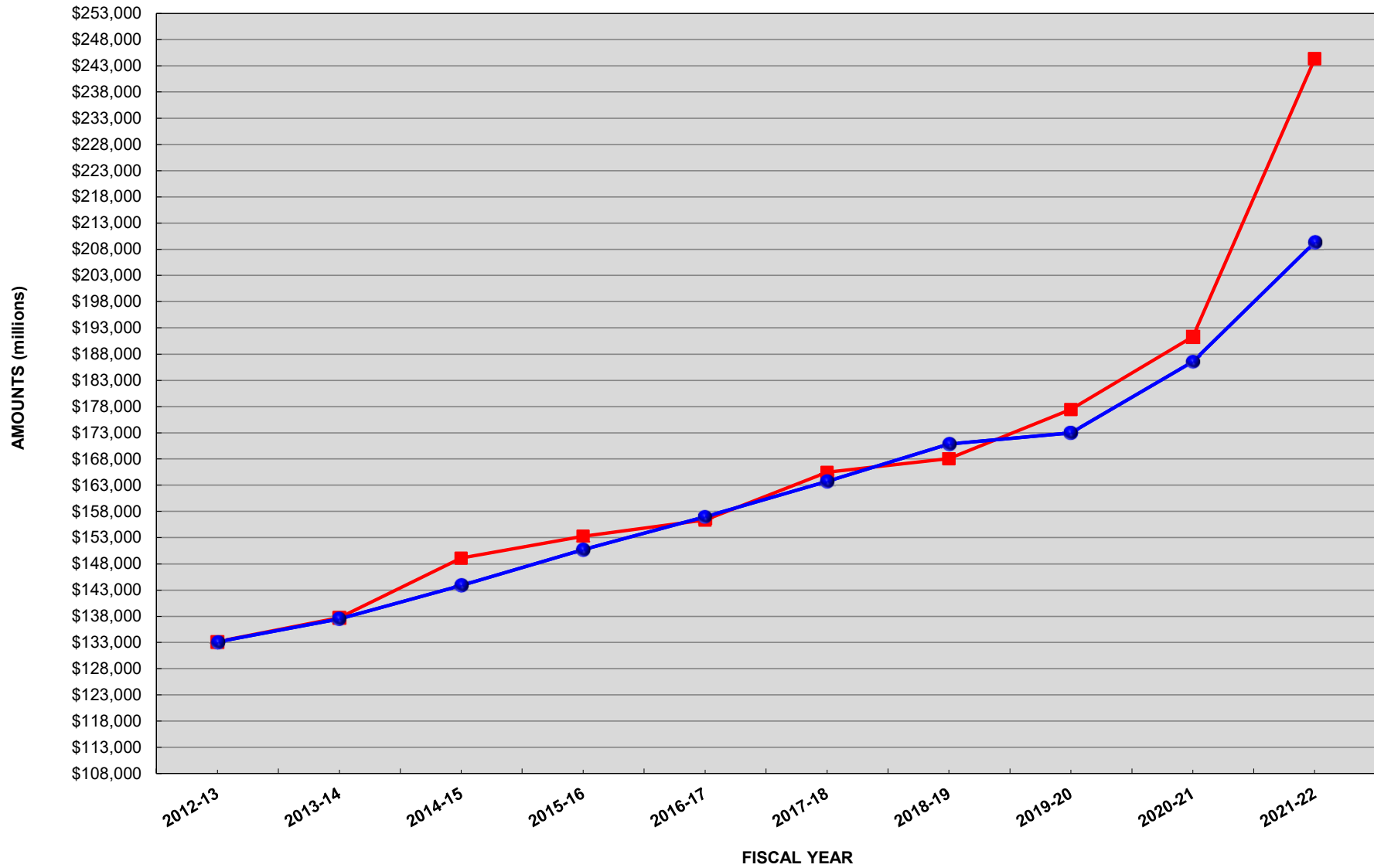
	2012-13	2013-14	2014-15	2015-16	2016-17	2017-18	2018-19	2019-20	2020-21	2021-22
PERSONAL INCOME TAX										
Millions of Dollars.....	\$ 40,227	\$ 42,961	\$ 43,710	\$ 47,055	\$ 47,566	\$ 51,501	\$ 48,087	\$ 53,659	\$ 54,967	\$ 70,737
Percentage of Total Taxes.....	60.67%	61.64%	61.53%	63.01%	63.96%	64.97%	63.63%	64.74%	66.73%	58.39%
Change from Prior Year.....	3.76%	6.80%	1.70%	7.70%	1.10%	8.30%	-6.63%	11.59%	2.44%	28.69%
Per Capita.....	2,052	2,181	2,219	2,377	2,415	2,601	2,466	2,752	2,721	3,573
CONSUMPTION/USE TAXES										
Millions of Dollars.....	14,616	15,100	15,385	15,725	16,212	16,711	17,356	18,022	16,118	19,621
Percentage of Total Taxes.....	22.04%	21.67%	21.66%	21.06%	21.80%	21.08%	22.96%	21.74%	19.57%	16.20%
Change from Prior Year.....	0.31%	3.31%	1.89%	2.21%	3.10%	3.08%	3.86%	3.84%	-10.56%	21.73%
Per Capita.....	746	766	781	794	823	844	890	924	798	991
BUSINESS TAXES										
Millions of Dollars.....	8,463	8,258	8,502	7,884	6,979	7,164	7,912	8,996	8,792	27,725
Percentage of Total Taxes.....	12.77%	11.85%	11.97%	10.56%	9.38%	9.04%	10.47%	10.85%	10.67%	22.89%
Change from Prior Year.....	7.43%	-2.42%	2.95%	-7.27%	-11.48%	2.65%	10.44%	13.70%	-2.27%	215.34%
Per Capita.....	432	419	432	398	354	362	406	461	435	1,400
OTHER TAXES										
Millions of Dollars.....	2,994	3,371	3,437	4,009	3,616	3,890	2,222	2,212	2,499	3,053
Percentage of Total Taxes.....	4.52%	4.84%	4.84%	5.37%	4.86%	4.91%	2.94%	2.67%	3.03%	2.52%
Change from Prior Year.....	-2.86%	12.59%	1.96%	16.64%	-9.80%	7.58%	-42.88%	-0.45%	12.97%	22.17%
Per Capita.....	153	171	174	202	184	196	114	113	124	154
TOTAL TAXES										
Millions of Dollars.....	\$ 66,300	\$ 69,690	\$ 71,034	\$ 74,673	\$ 74,373	\$ 79,266	\$ 75,577	\$ 82,889	\$ 82,376	\$ 121,136
Percentage of Total Taxes.....	100.00%	100.00%	100.00%	100.00%	100.00%	100.00%	100.00%	100.00%	100.00%	100.00%
Change from Prior Year.....	3.11%	5.11%	1.93%	5.12%	-0.40%	6.58%	-4.65%	9.67%	-0.62%	47.05%
Per Capita.....	\$ 3,383	\$ 3,537	\$ 3,606	\$ 3,771	\$ 3,776	\$ 4,003	\$ 3,876	\$ 4,250	\$ 4,078	\$ 6,118

(*) Population estimates are based on current information published by the U.S. Census Bureau.

GOVERNMENTAL FUNDS - RECEIPTS TEN - YEAR TREND ANALYSIS



**GOVERNMENTAL FUNDS - RECEIPTS TO DISBURSEMENTS
TEN - YEAR TREND ANALYSIS**



(*) Receipts and Disbursements exclude Other Financing Sources and Uses

—■— Total Receipts (*) —●— Total Disbursements (*)

STATE OF NEW YORK
GOVERNMENTAL FUNDS
SCHEDULE OF RECEIPTS, DISBURSEMENTS
AND OTHER FINANCING SOURCES (USES)
FISCAL YEARS 2012-13 THROUGH 2021-22
(amounts in thousands)

SCHEDULE 6

	2012-13	2013-14	2014-15	2015-16	2016-17	2017-18	2018-19	2019-20	2020-21	2021-22
RECEIPTS:										
Personal Income Tax.....	\$ 40,226,715	\$ 42,960,775	\$ 43,709,833	\$ 47,055,283	\$ 47,565,944	\$ 51,501,337	\$ 48,087,389	\$ 53,659,402	\$ 54,966,670	\$ 70,737,342
Consumption/Use Taxes.....	14,615,573	15,099,865	15,384,984	15,725,343	16,211,830	16,711,352	17,356,314	18,021,985	16,117,462	19,621,303
Business Taxes.....	8,463,420	8,257,888	8,502,645	7,883,743	6,978,909	7,163,789	7,912,088	8,995,817	8,792,417	27,724,544
Other Taxes.....	2,994,444	3,371,477	3,436,918	4,008,704	3,616,236	3,890,062	2,221,531	2,211,865	2,499,248	3,052,823
Miscellaneous Receipts.....	24,030,850	24,233,835	29,437,525	27,268,336	26,592,173	27,261,900	31,184,690	29,466,372	30,772,200	27,932,192
Federal Receipts.....	42,842,927	43,789,256	48,636,693	51,323,529	55,407,032	58,941,910	61,344,353	65,080,025	78,152,450	95,306,331
Total Receipts.....	133,173,929	137,713,096	149,108,598	153,264,938	156,372,124	165,470,350	168,106,365	177,435,466	191,300,447	244,374,535
DISBURSEMENTS:										
Local Assistance Grants:										
Education.....	31,275,884	32,273,478	33,347,534	35,349,565	36,143,713	36,311,610	37,838,681	37,846,434	37,035,918	41,769,204
Environment and Recreation.....	452,989	455,295	315,309	321,479	323,656	339,773	437,205	426,032	205,570	382,749
General Government.....	1,190,751	1,369,339	1,358,364	1,573,960	1,706,128	1,825,069	2,256,612	2,171,966	6,016,766	2,304,861
Public Health:										
Medicaid.....	41,585,429	42,125,677	47,642,930	49,664,291	52,441,101	56,641,472	59,753,089	63,490,463	63,600,848	72,116,816
Other Public Health.....	5,812,015	5,788,874	5,154,862	6,873,429	9,059,103	10,136,319	10,375,088	10,448,786	10,820,431	12,303,061
Public Safety.....	1,802,631	2,123,277	2,718,169	2,229,061	1,715,641	1,794,205	1,593,457	1,853,770	2,358,389	2,348,332
Public Welfare.....	7,836,605	8,132,748	7,597,686	7,806,779	7,259,655	7,500,534	8,076,392	7,593,504	7,715,346	13,307,051
Support and Regulate Business.....	691,811	802,690	657,668	796,912	1,087,080	1,202,054	1,328,131	1,114,267	860,636	1,520,370
Transportation.....	5,052,837	5,497,814	5,931,129	5,698,151	6,600,666	6,243,875	5,773,123	5,173,187	6,157,444	7,885,286
Total Local Assistance Grants.....	95,700,952	98,569,192	104,723,651	110,313,627	116,336,743	121,994,911	127,431,778	130,118,409	134,771,348	153,937,730
Departmental Operations:										
Personal Service.....	13,011,558	12,957,859	13,162,852	13,598,151	13,723,534	13,837,589	14,324,727	14,726,504	14,792,082	15,094,133
Non-Personal Service.....	6,170,765	6,803,869	6,977,664	6,974,097	6,958,850	7,019,728	6,764,020	7,477,130	7,375,679	9,279,516
General State Charges.....	6,675,439	7,279,909	7,337,109	7,739,187	7,926,960	8,174,647	8,624,718	8,756,793	9,259,466	11,060,254
Debt Service, Including Payments on Financing Agreements.....										
Capital Projects.....	6,137,929	6,399,696	6,182,817	5,598,485	5,513,783	5,872,838	6,698,565	4,916,091	13,298,477	12,587,208
	5,400,190	5,515,961	5,506,585	6,484,930	6,555,395	6,843,884	7,031,248	6,985,439	7,090,029	7,380,480
Total Disbursements.....	133,096,833	137,526,486	143,890,678	150,708,477	157,015,265	163,743,597	170,875,056	172,980,366	186,587,081	209,339,321
Excess (Deficiency) of Receipts over Disbursements.....	77,096	186,610	5,217,920	2,556,461	(643,141)	1,726,753	(2,768,691)	4,455,100	4,713,366	35,035,214
OTHER FINANCING SOURCES (USES):										
Bond and Note Proceeds, net.....	433,631	-	161,343	-	-	160,369	132,900	-	202,642	-
Transfers from Other Funds.....	26,902,629	30,592,764	29,807,742	33,441,924	31,668,311	33,063,685	38,730,322	45,464,700	37,288,898	61,298,258
Transfers to Other Funds.....	(26,897,343)	(30,621,199)	(29,866,485)	(33,543,814)	(31,730,590)	(33,306,520)	(38,868,505)	(45,610,072)	(37,541,026)	(61,535,569)
Investments.....	-	-	-	(5)	-	-	-	-	-	-
Total Other Financing Sources (Uses).....	438,917	(28,435)	102,600	(101,895)	(62,279)	(82,466)	(5,283)	(145,372)	(49,486)	(237,311)
Excess (Deficiency) of Receipts and Other Financing Sources over Disbursements and Other Financing Uses.....	516,013	158,175	5,320,520	2,454,566	(705,420)	1,644,287	(2,773,974)	4,309,728	4,663,880	34,797,903
Beginning Fund Balances (*).....	3,360,318	3,876,331	4,034,506	9,355,555	11,810,121	11,104,701	12,748,988	9,975,014	14,284,742	18,751,091
Ending Fund Balances.....	\$ 3,876,331	\$ 4,034,506	\$ 9,355,026	\$ 11,810,121	\$ 11,104,701	\$ 12,748,988	\$ 9,975,014	\$ 14,284,742	\$ 18,948,622	\$ 53,548,994

(*) The April 1, 2015 balance has been adjusted by \$529 thousand to reverse out a prior period adjustment.
The April 1, 2021 balance has been adjusted by \$197,531 thousand for the reclassification of Special Revenue Funds.

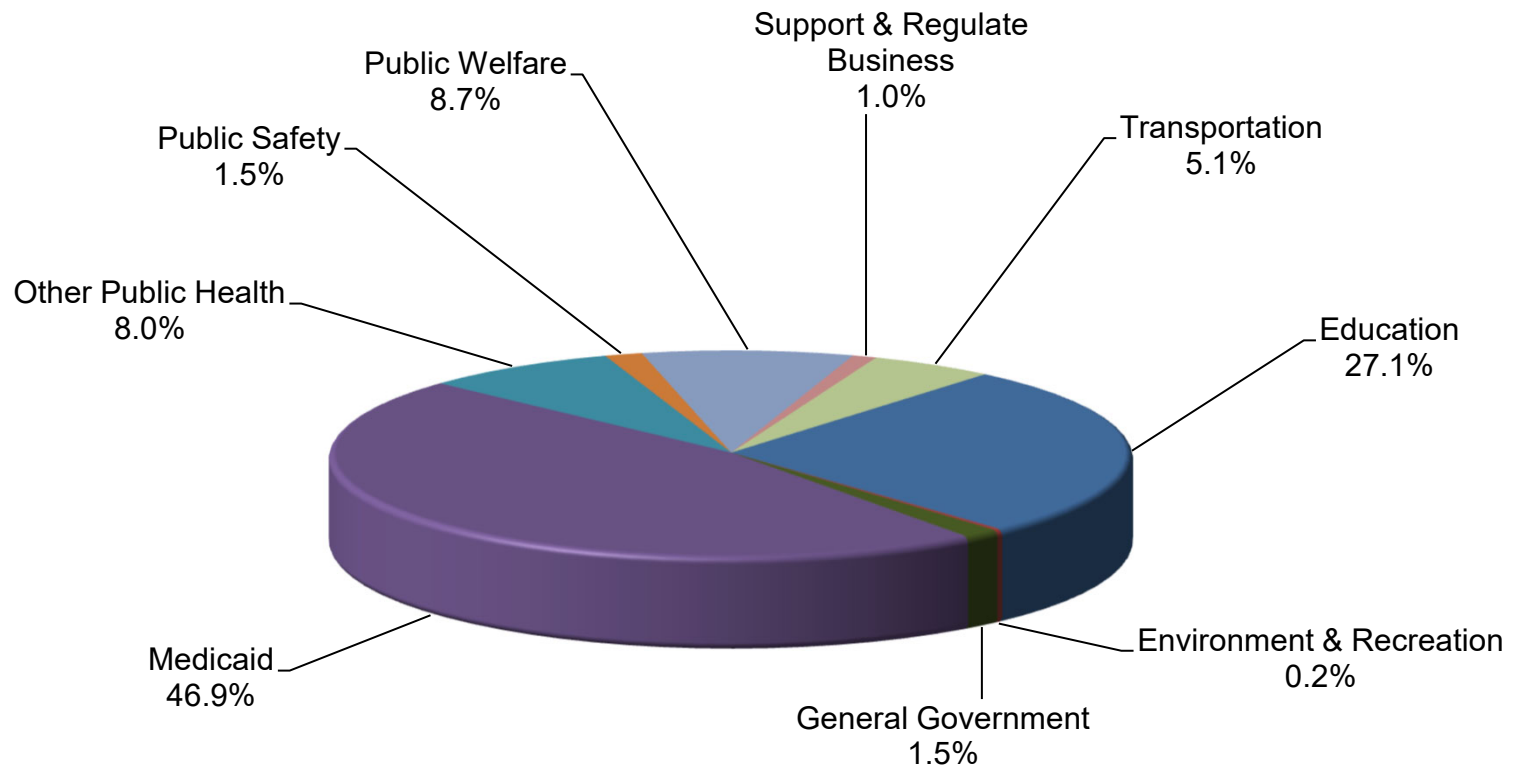
STATE OF NEW YORK
GOVERNMENTAL FUNDS
STATE OPERATING FUNDS
SCHEDULE OF RECEIPTS, DISBURSEMENTS
AND OTHER FINANCING SOURCES (USES)
FISCAL YEARS 2012-13 THROUGH 2021-22
(amounts in thousands)

SCHEDULE 6
SUPPLEMENTAL

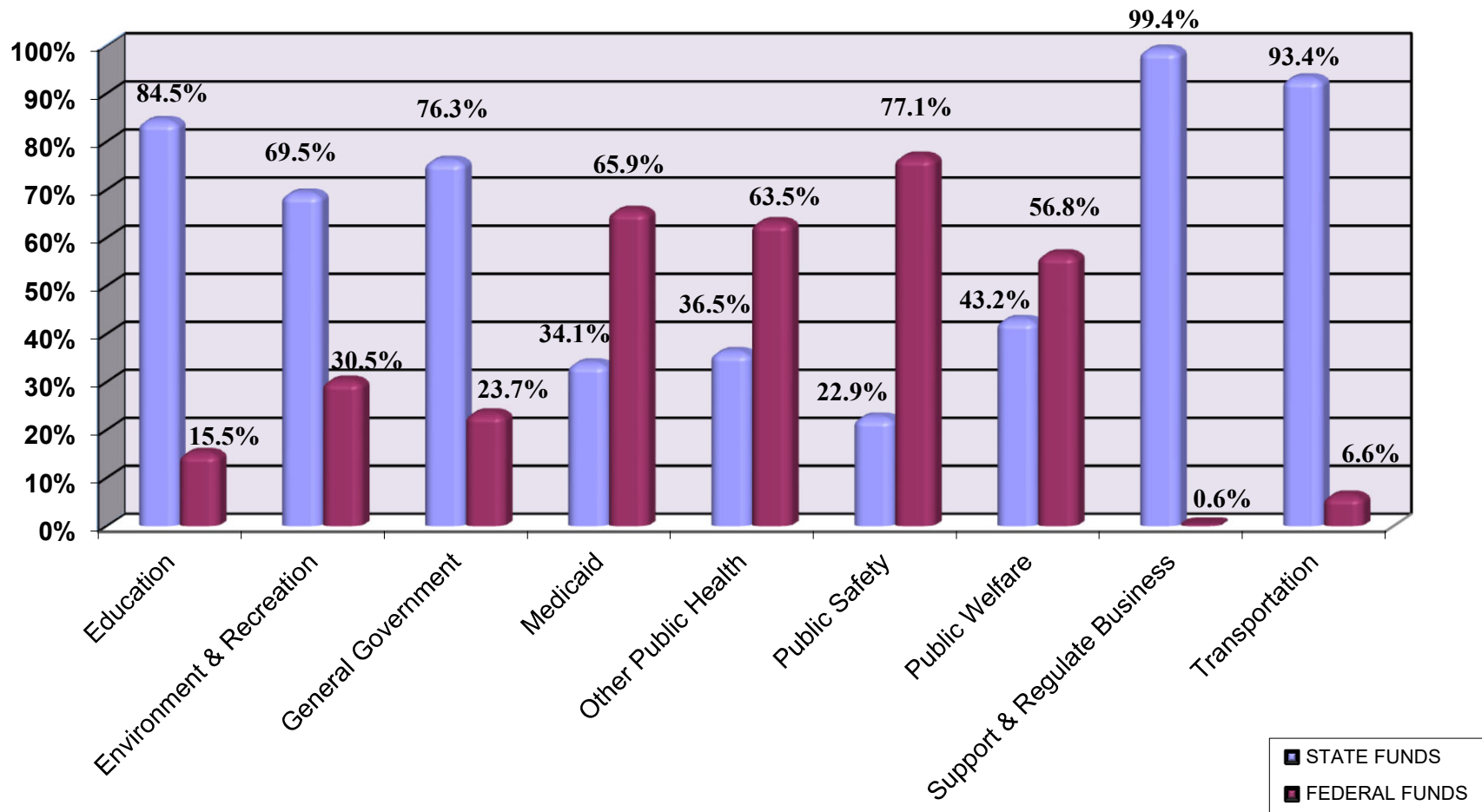
	2012-13	2013-14	2014-15	2015-16	2016-17	2017-18	2018-19	2019-20	2020-21	2021-22
RECEIPTS:										
Personal Income Tax.....	\$ 40,226,715	\$ 42,960,775	\$ 43,709,833	\$ 47,055,283	\$ 47,565,944	\$ 51,501,337	\$ 48,087,389	\$ 53,659,402	\$ 54,966,670	\$ 70,737,342
Consumption/Use Taxes.....	14,013,281	14,518,137	14,784,464	15,089,642	15,587,740	16,138,822	16,711,610	17,389,999	15,596,905	19,014,572
Business Taxes.....	7,815,260	7,603,524	7,849,377	7,244,264	6,339,407	6,541,978	7,242,419	8,329,453	8,256,522	27,137,530
Other Taxes.....	2,875,344	3,252,377	3,317,818	3,889,604	3,497,136	3,770,962	2,102,431	2,092,765	2,380,148	2,933,723
Miscellaneous Receipts.....	20,000,668	20,521,164	25,300,841	23,254,991	21,756,660	21,333,717	23,485,540	22,700,563	25,109,327	22,742,619
Federal Receipts.....	140,547	71,420	74,718	73,548	72,472	74,484	72,646	61,164	60,658	4,605,846
Total Receipts.....	85,071,815	88,927,397	95,037,051	96,607,332	94,819,359	99,361,300	97,702,035	104,233,346	106,370,230	147,171,632
DISBURSEMENTS:										
Local Assistance Grants:										
Education.....	28,003,547	28,566,137	30,130,698	31,662,758	32,548,831	33,014,336	33,845,340	34,142,263	33,909,751	35,088,467
Environment and Recreation.....	7,814	10,465	9,539	12,174	8,668	8,315	7,913	7,811	5,326	11,304
General Government.....	1,096,762	1,249,088	1,192,301	1,215,379	1,191,543	1,165,773	1,180,807	1,267,929	1,175,242	1,257,051
Public Health:										
Medicaid.....	17,591,758	17,436,669	18,019,396	18,314,157	18,651,573	19,691,251	20,371,950	23,241,124	19,292,613	24,598,856
Other Public Health.....	3,762,685	3,656,417	3,352,872	3,265,481	3,485,984	3,292,526	3,436,703	3,591,023	3,612,626	3,843,819
Public Safety.....	386,785	295,356	331,569	283,224	315,928	323,989	379,250	363,657	329,689	496,832
Public Welfare.....	3,049,037	3,085,434	2,829,894	2,935,571	2,922,687	2,822,482	2,783,464	2,322,931	2,945,109	5,065,789
Support and Regulate Business.....	376,466	380,256	351,665	219,285	266,146	260,406	233,146	227,259	168,423	849,879
Transportation.....	4,306,745	4,722,567	4,834,029	4,745,229	4,977,294	5,024,864	3,938,202	3,488,296	3,648,121	3,786,095
Total Local Assistance Grants.....	58,581,599	59,402,389	61,051,963	62,653,258	64,368,654	65,603,942	66,176,775	68,652,293	65,086,900	74,998,092
Departmental Operations:										
Personal Service.....	12,402,450	12,300,482	12,549,597	12,980,751	13,092,382	13,170,430	13,687,315	14,089,676	12,354,693	13,243,266
Non-Personal Service.....	5,280,742	5,563,854	5,607,541	5,601,777	5,587,399	5,650,695	5,370,250	6,078,226	5,651,162	6,592,477
General State Charges.....	6,436,100	6,957,594	7,033,234	7,452,462	7,634,324	7,853,087	8,203,826	8,423,198	7,917,891	10,024,752
Debt Service, Including Payments on Financing Agreements.....	6,137,929	6,399,696	6,182,817	5,598,485	5,513,783	5,872,838	6,698,565	4,916,091	13,196,256	12,544,930
Capital Projects.....	4,025	6,929	1,322	1,749	2,544	-	-	-	-	-
Total Disbursements.....	88,842,845	90,630,944	92,426,474	94,288,482	96,199,086	98,150,992	100,136,731	102,159,484	104,206,902	117,403,517
Excess (Deficiency) of Receipts over Disbursements.....	(3,771,030)	(1,703,547)	2,610,577	2,318,850	(1,379,727)	1,210,308	(2,434,696)	2,073,862	2,163,328	29,768,115
OTHER FINANCING SOURCES (USES):										
Transfers from Other Funds.....	26,404,073	29,481,642	28,850,719	31,042,573	29,289,847	31,088,466	37,127,642	42,428,495	33,030,762	54,681,615
Transfers to Other Funds.....	(22,120,550)	(27,348,419)	(26,360,135)	(30,611,048)	(28,925,962)	(30,317,497)	(35,938,285)	(42,455,322)	(34,470,447)	(58,616,974)
Investments.....	-	-	-	(5)	-	-	-	-	-	-
Total Other Financing Sources (Uses).....	4,283,523	2,133,223	2,490,584	431,520	363,885	770,969	1,189,357	(26,827)	(1,439,685)	(3,935,359)
Excess (Deficiency) of Receipts and Other Financing Sources over Disbursements and Other Financing Uses.....	512,493	429,676	5,101,161	2,750,370	(1,015,842)	1,981,277	(1,245,339)	2,047,035	723,643	25,832,756
Beginning Fund Balances (*).....	3,846,942	4,359,435	4,789,111	9,890,801	12,641,171	11,625,329	13,606,606	12,361,267	14,408,302	14,934,414
Ending Fund Balances.....	\$ 4,359,435	\$ 4,789,111	\$ 9,890,272	\$ 12,641,171	\$ 11,625,329	\$ 13,606,606	\$ 12,361,267	\$ 14,408,302	\$ 15,131,945	\$ 40,767,170

(*) The April 1, 2015 balance has been adjusted by \$529 thousand to reverse out a prior period adjustment.
The April 1, 2021 balance has been adjusted by \$197,531 thousand for the reclassification of Special Revenue Funds.

**GOVERNMENTAL FUNDS
LOCAL ASSISTANCE GRANTS
FISCAL YEAR ENDED MARCH 31, 2022**



**GOVERNMENTAL FUNDS
LOCAL ASSISTANCE GRANTS BY FUNDING SOURCE
FISCAL YEAR ENDED MARCH 31, 2022**



STATE OF NEW YORK
GOVERNMENTAL FUNDS
LOCAL ASSISTANCE DISBURSEMENTS BY PROGRAM
FISCAL YEAR ENDED MARCH 31, 2022
(amounts in thousands)

SCHEDULE 7

	GENERAL	STATE SPECIAL REVENUE	FEDERAL SPECIAL REVENUE	STATE CAPITAL PROJECTS	FEDERAL CAPITAL PROJECTS	2021-22	2020-21
Education:							
Public School Aid.....	\$ 26,574,022	\$ 3,491,423	\$ 6,442,089	\$ 198,741	\$ -	\$ 36,706,275	\$ 31,409,946
Higher Education.....	2,856,411	-	-	21,198	-	2,877,609	3,396,163
School Tax Relief (STAR).....	-	1,904,228	-	-	-	1,904,228	2,027,354
Other Education.....	256,183	6,200	18,709	-	-	281,092	202,455
Total Education.....	29,686,616	5,401,851	6,460,798	219,939	-	41,769,204	37,035,918
Environment and Recreation:							
Environmental Protection.....	6,110	-	-	253,705	115,774	375,589	199,246
Parks, Recreation and Historic Preservation..	564	4,630	1,064	902	-	7,160	6,324
Total Environment and Recreation.....	6,674	4,630	1,064	254,607	115,774	382,749	205,570
General Government:							
Local Government Aid.....	887,740	89,408	-	17,563	-	994,711	973,586
Judicial.....	84,687	98,888	-	-	-	183,575	107,235
All Other.....	90,813	5,515	546,731	483,516	-	1,126,575	4,935,945
Total General Government.....	1,063,240	193,811	546,731	501,079	-	2,304,861	6,016,766
Public Health:							
Medicaid.....	18,783,596	5,815,260	47,517,960	-	-	72,116,816	63,600,848
Mental Hygiene.....	1,910,245	3,002	149,375	29,750	-	2,092,372	1,993,311
Health.....	628,354	1,165,184	7,469,443	612,137	89,977	9,965,095	8,581,613
Aging.....	137,034	-	108,560	-	-	245,594	245,507
Total Public Health.....	21,459,229	6,983,446	55,245,338	641,887	89,977	84,419,877	74,421,279
Public Safety:							
Criminal Justice.....	147,815	233,952	158,696	-	-	540,463	387,159
Emergency Management Service.....	5,287	61,557	1,579,840	39,899	73,065	1,759,648	1,963,898
Prisons and Reformatories.....	48,221	-	-	-	-	48,221	7,332
Total Public Safety.....	201,323	295,509	1,738,536	39,899	73,065	2,348,332	2,358,389
Public Welfare:							
Welfare.....	3,020,597	1,285	7,335,936	-	-	10,357,818	6,950,639
Public Housing.....	24,948	577	97,159	678,944	-	801,628	625,718
Employment Services.....	2,018,382	-	129,223	-	-	2,147,605	138,989
Total Public Welfare.....	5,063,927	1,862	7,562,318	678,944	-	13,307,051	7,715,346
Support and Regulate Business:							
Commerce, Industry & Agriculture.....	780,131	-	9,617	660,660	-	1,450,408	790,524
Regulate Businesses.....	-	69,748	-	214	-	69,962	70,112
Total Support and Regulate Business.....	780,131	69,748	9,617	660,874	-	1,520,370	860,636
Transportation:							
Traffic Safety.....	-	-	15,676	-	-	15,676	15,047
Transportation.....	122,990	3,663,105	35,660	3,578,140	469,715	7,869,610	6,142,397
Total Transportation.....	122,990	3,663,105	51,336	3,578,140	469,715	7,885,286	6,157,444
Total.....	\$ 58,384,130	\$ 16,613,962	\$ 71,615,738	\$ 6,575,369	\$ 748,531	\$ 153,937,730	\$ 134,771,348

STATE OF NEW YORK
 ALL FUNDS BY FUND TYPE
 STATEMENT OF APPROPRIATION TRANSACTIONS (IN FORCE)
 BUDGET PERIOD ENDED MARCH 31, 2022

SCHEDULE 8

	BALANCE OF APPROPRIATIONS IN FORCE APRIL 1, 2021	ADD: APPROPRIATIONS BY 2021 LEGISLATURE	LESS: APPROPRIATIONS LAPSED	AUTHORIZED BUDGET TRANSFERS (*)	OTHER 2021 LEGISLATIVE ACTIONS (**)	BUDGET PERIOD 2021-22 EXPENDITURES	BALANCE OF APPROPRIATIONS IN FORCE MARCH 31, 2022	BUDGET PERIOD 2021-22 DISBURSEMENTS
GOVERNMENTAL FUNDS:								
General Fund.....	\$ 88,315,688,834	\$ 122,211,343,403	\$ 39,378,282,431	\$ 639,879,902	\$ 658,688,956	\$ 81,123,203,719	\$ 91,324,114,945	\$ 81,139,976,285
Special Revenue - Federal.....	216,549,174,281	171,204,344,000	57,279,730,002	1,850,281,396	250,000,000	79,135,962,390	253,438,107,285	79,135,611,707
Special Revenue - State (***).....	23,101,416,017	34,453,619,828	8,553,872,677	274,769,119	(1,024,997,700)	25,717,548,317	22,533,386,270	25,723,262,178
Debt Service.....	7,094,917,419	14,880,500,000	7,342,510,859	1,200,000,000	-	14,010,432,420	1,822,474,140	12,530,974,766
Capital Projects - Federal.....	11,203,790,446	2,841,000,000	2,440,313	(27)	-	2,286,694,955	11,755,655,151	2,272,138,663
Capital Projects - State.....	66,482,652,923	13,345,286,000	194,382,320	294,319,885	-	12,511,465,766	67,416,410,722	12,521,530,763
Special Emergency.....	20,646,492,702	33,010,000,000	4,741,289,821	(4,294,205,140)	-	-	44,620,997,741	-
TOTAL GOVERNMENTAL FUNDS.....	433,394,132,622	391,946,093,231	117,492,508,423	(34,954,865)	(116,308,744)	214,785,307,567	492,911,146,254	213,323,494,362
PROPRIETARY FUNDS:								
Enterprise (***).....	2,957,076,039	63,148,875,900	26,168,096	323,550	-	30,404,509,560	35,675,597,833	30,404,127,227
Internal Service.....	967,706,426	1,390,428,400	660,764,738	10,725,913	-	604,022,838	1,104,073,163	604,592,940
TOTAL PROPRIETARY FUNDS.....	3,924,782,465	64,539,304,300	686,932,834	11,049,463	-	31,008,532,398	36,779,670,996	31,008,720,167
FIDUCIARY FUNDS:								
Private Purpose Trust (***).....	2,260,316	4,011,000	1,945,112	22,402	-	800,684	3,547,922	800,684
Trust.....	9,678,901	174,219,000	6,095,591	7,883,000	-	179,893,212	5,792,098	179,853,621
Agency (***).....	1,436,686,370	1,008,650,000	701,322,035	16,000,000	-	300,860,329	1,459,354,006	300,660,329
TOTAL FIDUCIARY FUNDS.....	1,448,625,587	1,186,880,000	709,362,738	23,905,402	-	481,354,225	1,468,694,026	481,314,634
GRAND TOTAL - ALL FUNDS.....	\$ 438,767,540,674	\$ 457,672,277,531	\$ 118,888,803,995	\$ -	\$ (116,308,744)	\$ 246,275,194,190	\$ 531,159,511,276	\$ 244,813,529,163

(*) Authorized budget transfers represent those movements of appropriation authority provided in appropriation acts between different funds/agencies.

(**) Other legislative actions represent additional appropriations enacted outside of the Executive budget process (i.e., deficiency and supplemental appropriation bills) and increases or reductions by the Legislature to a prior year appropriation.

(***) Pursuant to fiscal year 2022 Enacted Budget Legislation (Chapter 50), IFR/CUTRA (City University Tuition Reimbursement Account) Fund and CUNY Senior College Operating Fund have both been reclassified from Special Revenue State Funds and Agency Funds, respectively, to Enterprise Funds. Additionally, the College Savings Account within the Miscellaneous State Special Revenue Funds was reclassified to the Private Purpose Trust Funds.

STATE OF NEW YORK
 ALL FUNDS BY BUSINESS UNIT
 STATEMENT OF APPROPRIATION TRANSACTIONS (IN FORCE)
 BUDGET PERIOD ENDED MARCH 31, 2022

SCHEDULE 9

	BALANCE OF APPROPRIATIONS IN FORCE APRIL 1, 2021	ADD: APPROPRIATIONS BY 2021 LEGISLATURE	LESS: APPROPRIATIONS LAPSED	AUTHORIZED BUDGET TRANSFERS (*)	OTHER 2021 LEGISLATIVE ACTIONS (**)	BUDGET PERIOD 2021-22 EXPENDITURES	BALANCE OF APPROPRIATIONS IN FORCE MARCH 31, 2022	BUDGET PERIOD 2021-22 DISBURSEMENTS
GENERAL:								
Addiction Services and Supports, Office of.....	\$ 177,230,977	\$ 606,836,500	\$ 146,171,588	\$ (46,955,118)	\$ -	\$ 454,515,899	\$ 136,424,872	\$ 454,580,192
Adirondack Park Agency.....	922,453	4,946,000	1,085,035	393,057	-	4,456,048	720,427	4,456,048
Aging, State Office for the.....	77,491,293	165,858,513	1,698,946	29,678,590	(892,469)	166,033,644	104,403,337	165,821,716
Agriculture and Markets, Department of.....	75,693,475	75,845,000	7,213,454	8,634,962	-	68,924,241	84,035,742	68,914,009
Alcoholic Beverage Control, Division of.....	3,673,329	13,313,000	6,331,650	355,000	-	7,318,088	3,691,591	7,318,088
Arts, Council on the.....	24,760,553	90,445,000	550,550	112,000	-	94,418,453	20,348,550	94,543,949
Budget, Division of the.....	5,039,231	28,788,000	2,942,964	(2,100,000)	-	26,925,455	1,858,812	26,925,455
Children and Family Services, Office of.....	1,774,641,205	2,115,064,180	201,562,563	299,119,845	-	2,019,034,092	1,968,228,575	2,019,080,228
City University of New York.....	600,852,075	1,675,613,550	2,785,033	13,182,184	-	1,666,257,029	620,605,747	1,666,257,029
Civil Service, Department of.....	4,821,281	18,640,000	5,122,361	80,110	-	16,250,859	2,168,171	16,250,859
Correction, State Commission of.....	1,070,348	2,955,000	1,294,865	714,151	-	2,792,456	652,178	2,792,456
Corrections and Community Supervision, Department of.....	1,510,589,627	2,781,955,000	1,548,108,547	9,550,000	-	1,951,223,105	802,762,975	1,951,349,081
Criminal Justice Services, Division of.....	230,212,636	203,837,833	9,765,132	(773,048)	-	186,843,261	236,669,028	186,843,261
Economic Development, Department of.....	203,992,977	70,862,325	5,003,631	(5,275,000)	-	57,529,816	207,046,555	57,534,192
Education, State Department of.....	3,934,851,486	27,431,650,293	862,378,526	(240,414,781)	-	26,807,496,431	3,456,212,041	26,826,416,274
Elections, Board of.....	8,094,334	18,896,000	217,190	228,000	-	13,382,441	13,384,145	13,384,145
Employee Relations, Office of.....	89,798,891	34,457,000	1,709,959	(3,580,075)	32,089,536	30,585,357	120,470,708	30,582,088
Environmental Conservation, Department of.....	57,990,639	134,692,500	30,163,514	39,431,951	-	140,201,449	61,750,127	140,201,449
Executive Chamber.....	4,698,392	17,854,000	4,581,002	-	-	15,475,029	2,496,361	15,474,132
Financial Services, Department of.....	82,000	-	-	-	-	-	82,000	-
Franchise Oversight Board.....	1,637,114	-	-	-	-	-	1,637,114	-
General Services, Office of.....	25,841,907	105,163,000	28,482,920	2,353,342	-	86,780,759	18,054,750	86,780,759
Governor's Judicial Screening Committee.....	33,874	38,000	83,873	-	-	1,469	36,532	1,469
Greenway Heritage Conservancy.....	-	200,000	-	-	-	200,000	-	200,000
Health, Department of.....	59,951,553,895	49,443,864,971	26,517,692,420	1,575,988,659	(307,284,523)	19,530,911,288	64,615,519,294	19,530,532,896
Higher Education Services Corporation.....	417,207,893	1,150,134,000	106,453,879	-	-	945,198,630	515,689,384	945,198,630
Homeland Security and Emergency Services, Division of.....	1,508,971,898	155,502,000	804,441	77,500	-	4,002,071	1,659,744,886	4,002,071
Housing and Community Renewal, Division of.....	74,661,889	38,202,000	60,167,955	1,649,483	-	(16,649,280)	70,994,697	(16,649,280)
Hudson River Valley Greenways.....	968,994	321,000	77,008	-	-	225,688	987,298	225,688
Human Rights, Division of.....	2,088,666	12,135,000	2,081,182	947,000	-	12,567,223	522,261	12,567,223
Indigent Legal Services, Office of.....	47,000,000	2,500,000	-	47,000,000	-	-	96,500,000	-
Information Technology Services, Office of.....	114,579,165	579,618,000	97,433,187	31,048,226	-	556,356,959	71,455,245	556,398,045
Inspector General, Office of the State.....	1,041,152	7,528,000	1,868,089	270,000	-	5,188,010	1,783,053	5,188,010
Interest on Lawyer Account (IOLA).....	4,921,744	15,000,000	640,758	-	-	14,514,163	4,766,823	14,514,163
Joint Commission on Public Ethics.....	814,342	5,594,000	821,237	-	-	5,558,137	28,974	5,558,131
Judicial Conduct.....	439,181	6,356,000	309,661	-	-	6,152,826	332,694	6,148,224
Judicial Nomination.....	30,000	30,000	30,000	-	-	-	30,000	-
Justice Center for the Protection of People with Special Needs.....	5,724,339	45,172,000	5,807,972	3,173,123	-	30,938,377	17,323,113	30,933,543
Labor, Department of.....	24,239,940	2,166,107,000	30,120	100,018,500	-	2,126,809,901	163,524,519	2,126,358,420
Law, Department of.....	6,065,530	117,526,000	4,208,402	1,191,540	-	122,009,801	(1,435,133)	122,037,299
Legislative Bill Drafting Commission.....	11,277,363	14,504,337	-	-	-	13,040,286	12,741,414	13,040,286
Legislature - Assembly.....	66,125,736	131,344,098	-	-	50,769	119,553,516	77,987,087	119,553,516
Legislature - Senate.....	83,770,875	107,992,014	-	-	-	96,128,709	95,634,180	96,127,427
Lieutenant Governor.....	46,199	936,193	61,215	-	-	845,015	76,162	845,015
Medicaid Inspector General, Office of.....	1,726,462	21,758,000	1,378,247	-	-	18,970,622	3,135,593	18,970,839
Mental Health, Office of.....	1,395,865,719	3,805,521,000	1,295,547,351	176,382,169	-	2,990,532,467	1,091,689,070	2,990,994,897
Military and Naval Affairs, Division of.....	13,937,037	26,354,000	8,060,157	250,000	-	19,081,999	13,398,881	18,993,066
Miscellaneous State Agencies and Public Authorities.....	7,726,335,117	13,564,884,826	6,238,148,779	(240,317,469)	785,062,175	6,810,127,752	6,810,127,752	8,787,122,091
Motor Vehicles, Department of.....	2,113,959	13,308,000	1,514,946	-	-	10,475,097	3,431,916	10,472,301
National and Community Service.....	1,384,247	768,300	65,473	21,999	-	544,378	1,564,695	548,653
NYS Gaming Commission.....	1,037,145	5,635,000	1,107,088	-	-	4,182,423	1,382,634	4,182,423
Parks, Recreation and Historic Preservation, Office of.....	40,165,087	128,287,500	23,822,236	11,561,957	-	122,713,691	33,478,617	122,713,690
People With Developmental Disabilities, Office for.....	5,620,888,505	4,901,387,000	940,723,729	30,608,000	-	4,175,418,161	5,436,741,615	4,175,299,609
Prevention of Domestic Violence, Office for the.....	2,593,608	8,307,000	111,000	111,000	-	4,017,475	6,320,905	3,937,721
Public Benefit Corporations.....	658,407,687	1,252,553,000	313,905,596	66,008,476	-	821,798,500	841,265,217	821,798,500
Public Employment Relations Board.....	266,190	3,672,000	268,680	15,789	-	3,718,595	(33,296)	3,718,595
State Comptroller, Office of the.....	14,416,781	173,288,000	14,767,266	9,247,000	-	175,429,165	6,755,350	175,427,466
State Police, Division of.....	406,473,691	743,899,000	475,057,326	4,713,000	-	487,912,687	192,115,678	487,907,430
State University of New York.....	80,826,718	2,270,781,000	1,918,981	(1,791,238,197)	(336,532)	478,395,590	79,718,418	477,655,278
State, Department of.....	53,202,582	39,730,000	3,644,711	26,215,520	-	28,533,288	86,970,103	28,533,288
Statewide Financial System.....	4,427,253	31,161,000	3,976,178	1,234,000	-	28,735,466	4,110,609	28,735,466
Tax Appeals, Division of.....	203,406	2,888,000	201,302	185,000	-	2,898,240	176,864	2,898,240
Taxation and Finance, Department of.....	38,966,824	270,030,300	39,392,123	-	-	259,896,261	9,708,740	259,894,907
Temporary and Disability Assistance, Office of.....	636,041,157	1,844,119,000	253,657,249	534,011,953	150,000,000	1,999,497,664	911,017,197	1,999,168,802
Transportation, Department of.....	177,109,420	500,872,800	104,472	1,534,577	-	424,869,708	254,542,617	424,872,015

(*) Authorized budget transfers represent those movements of appropriation authority provided in appropriation acts between different funds/agencies.

(**) Other legislative actions represent additional appropriations enacted outside of the Executive budget process (i.e., deficiency and supplemental appropriation bills) and increases or reductions by the Legislature to a prior year appropriation.

STATE OF NEW YORK
 ALL FUNDS BY BUSINESS UNIT
 STATEMENT OF APPROPRIATION TRANSACTIONS (IN FORCE)
 BUDGET PERIOD ENDED MARCH 31, 2022

SCHEDULE 9
 (continued)

	BALANCE OF APPROPRIATIONS IN FORCE APRIL 1, 2021	ADD: APPROPRIATIONS BY 2021 LEGISLATURE	LESS: APPROPRIATIONS LAPSED	AUTHORIZED BUDGET TRANSFERS (*)	OTHER 2021 LEGISLATIVE ACTIONS (**)	BUDGET PERIOD 2021-22 EXPENDITURES	BALANCE OF APPROPRIATIONS IN FORCE MARCH 31, 2022	BUDGET PERIOD 2021-22 DISBURSEMENTS
GENERAL (continued):								
Unified Court System.....	285,313,654	2,981,477,370	89,628,572	(56,949,836)	-	2,872,101,614	248,111,002	2,872,049,659
Veterans' Services, Division of.....	17,710,929	21,222,000	4,250,554	454,763	-	15,282,784	19,854,354	15,282,132
Victim Services, Office of.....	291,159	-	259,227	-	-	5,000	26,932	5,000
Welfare Inspector General, Office of.....	436,799	1,162,000	518,131	(270,000)	-	508,181	302,487	508,181
TOTAL GENERAL.....	88,315,688,834	122,211,343,403	39,378,282,431	639,879,902	658,688,956	81,123,203,719	91,324,114,945	81,139,976,285
SPECIAL REVENUE - FEDERAL:								
Addiction Services and Supports, Office of.....	78,733,635	260,337,000	39,994,186	52,715,313	-	124,082,512	227,709,250	124,082,512
Adirondack Park Agency.....	939,999	-	-	-	-	214,014	725,985	214,014
Aging, State Office for the.....	229,484,990	124,739,000	1,434,458	108,817,982	-	118,187,930	343,419,584	118,139,823
Agriculture and Markets, Department of.....	168,356,290	49,972,000	87,053,000	3,586,711	-	15,236,411	119,625,590	15,237,109
Alcoholic Beverage Control, Division of.....	58,593	-	-	4,338,745	-	4,396,619	719	4,396,619
Arts, Council on the.....	4,351,085	1,513,000	1,377,425	16,000	-	1,551,423	2,951,237	1,551,423
Budget, Division of the.....	2,855,918	-	-	60,842,914	-	63,698,832	-	63,698,832
Children and Family Services, Office of.....	4,084,701,143	4,318,211,000	494,092,587	(57,516,453)	-	2,191,480,022	5,659,823,081	2,191,201,717
City University of New York.....	477,792	-	250,000	4,874,374	-	-	5,102,166	-
Civil Service, Department of.....	2,673,025	-	-	-	-	226,996	2,446,029	226,996
Correction, State Commission of.....	291,000	-	-	865,000	-	1,008,219	147,781	1,008,219
Corrections and Community Supervision (Corcraft), Department of.....	1,379,000	-	-	2,000,000	-	2,993,195	385,805	2,993,195
Corrections and Community Supervision, Department of.....	448,092,223	40,500,000	116,629	1,167,274,278	-	1,219,909,847	435,840,025	1,219,910,027
Criminal Justice Services, Division of.....	225,329,036	51,351,000	7,656,989	10,062,643	-	44,025,632	235,060,058	44,025,632
Developmental Disabilities Planning Council.....	9,052,591	4,750,000	779,789	-	-	5,002,551	8,020,251	5,002,551
Economic Development, Department of.....	33,984,198	614,000,000	-	(315,740)	-	10,238,596	637,429,862	10,270,673
Education, State Department of.....	10,248,220,742	18,906,831,000	1,407,468,658	7,540,798	-	6,895,144,267	21,059,979,615	6,895,004,402
Elections, Board of.....	54,373,289	-	-	49,000	-	9,404,211	45,018,078	9,404,211
Employee Relations, Office of.....	26,525	-	-	60,000	-	48,897	37,628	48,897
Environmental Conservation, Department of.....	348,238,708	82,198,000	-	87,241	-	57,062,499	373,461,450	57,062,499
Executive Chamber.....	-	-	-	14,640	-	-	14,640	-
Financial Services, Department of.....	3,014,067	1,400,000	-	-	-	-	4,414,067	-
General Services, Office of.....	15,195,800	16,730,000	597,078	16,650,000	-	39,333,743	8,644,979	39,333,743
Health, Department of.....	176,051,425,946	130,927,025,000	54,537,459,812	(2,262,377,922)	-	57,225,851,421	192,952,761,791	57,225,804,469
Higher Education Services Corporation.....	2,710,553	225,000	334,095	1,838,000	-	3,360,709	1,078,749	3,430,357
Homeland Security and Emergency Services, Division of.....	9,082,092,110	4,653,774,000	100,804	(6,802,348)	-	1,696,517,203	12,032,445,755	1,696,517,203
Housing and Community Renewal, Division of.....	329,869,513	688,808,000	60,519,371	85,348,596	-	192,108,790	851,397,948	192,108,790
Human Rights, Division of.....	8,022,286	6,018,000	-	774,827	-	2,515,866	10,749,593	2,515,866
Information Technology Services, Office of.....	56,892,119	500,000	6,357,590	151,634,412	-	148,002,689	54,466,252	148,002,689
Inspector General, Office of the State.....	439,000	-	-	906,000	-	1,343,986	1,014	1,343,986
Joint Commission on Public Ethics.....	-	-	-	13,000	-	608	-	12,392
Judicial Conduct.....	-	-	-	12,000	-	10,734	1,266	10,734
Justice Center for the Protection of People with Special Needs.....	7,148,076	2,047,000	1,219,899	14,432,562	-	15,908,571	6,499,168	15,908,571
Labor, Department of.....	2,323,787,319	1,783,812,000	228,429,056	(18,541,902)	-	725,769,733	3,134,858,628	725,867,660
Lake George Park Commission.....	27,498	-	-	-	-	-	27,498	-
Law, Department of.....	25,672,186	42,912,000	-	2,828,467	-	41,176,377	30,236,276	41,369,748
Medicaid Inspector General, Office of.....	19,644,442	33,486,000	2,092,278	50,290	-	29,911,531	21,176,923	29,911,749
Mental Health, Office of.....	66,523,235	111,434,000	6,512,610	23,051,304	-	42,819,465	151,676,464	42,819,465
Military and Naval Affairs, Division of.....	46,864,385	42,780,000	-	1,000,000	-	33,458,843	57,185,542	33,201,070
Miscellaneous State Agencies and Public Authorities.....	7,559,237,716	-	-	774,433,791	-	456,083,491	7,877,588,016	456,083,491
Motor Vehicles, Department of.....	106,392,825	42,693,000	-	8,164,352	-	116,765,460	40,484,717	40,484,717
National and Community Service.....	125,007,673	30,005,000	18,384,976	81,014	-	11,559,261	125,149,450	11,559,261
NYS Gaming Commission.....	-	-	-	80,630	-	1,955	1,955	78,675
Parks, Recreation and Historic Preservation, Office of.....	51,614,289	10,453,000	-	2,182,423	-	11,198,839	53,050,873	11,198,839
People With Developmental Disabilities, Office for.....	30,443,352	751,000	11,688,485	3,174,401	-	19,164,189	3,516,079	19,164,189
Prevention of Domestic Violence, Office for the.....	2,608,755	1,600,000	1,600,000	27,603,752	-	4,940,798	25,271,709	4,940,798
Public Benefit Corporations.....	15,923,870	-	-	37,907,268	-	19,036,491	34,794,647	19,036,491
Public Service, Department of.....	9,996,366	6,500,000	2,157,948	-	-	2,603,144	11,735,274	2,603,144
State Comptroller, Office of the.....	-	-	-	419,000	-	362,106	56,894	362,106
State Police, Division of.....	86,198,678	16,838,000	3,419,554	443,277,260	-	383,849,609	159,044,775	383,849,609
State University of New York.....	501,884,682	442,850,000	106,648,484	833,447,190	-	1,001,641,530	669,891,858	1,001,641,530
State, Department of.....	146,020,882	145,151,000	1,052,492	2,894,000	-	103,245,675	189,767,715	103,245,675
Statewide Financial System.....	1,075,756	-	-	658,000	-	1,731,894	1,731,894	-
Tax Appeals, Division of.....	-	-	-	320	-	313	-	313
Taxation and Finance, Department of.....	5,399,122	-	-	3,860,620	-	4,328,616	4,931,126	4,328,616
Temporary and Disability Assistance, Office of.....	2,920,717,995	7,392,742,000	235,620,149	329,349,706	250,000,000	6,074,258,953	4,582,930,599	6,074,285,184
Transportation, Department of.....	728,764,533	158,947,000	9,973,477	23,879,268	-	94,534,238	807,083,086	94,534,238

(*) Authorized budget transfers represent those movements of appropriation authority provided in appropriation acts between different funds/agencies.
 (**) Other legislative actions represent additional appropriations enacted outside of the Executive budget process (i.e., deficiency and supplemental appropriation bills) and increases or reductions by the Legislature to a prior year appropriation.

STATE OF NEW YORK
 ALL FUNDS BY BUSINESS UNIT
 STATEMENT OF APPROPRIATION TRANSACTIONS (IN FORCE)
 BUDGET PERIOD ENDED MARCH 31, 2022

SCHEDULE 9
 (continued)

	BALANCE OF APPROPRIATIONS IN FORCE APRIL 1, 2021	ADD: APPROPRIATIONS BY 2021 LEGISLATURE	LESS: APPROPRIATIONS LAPSED	AUTHORIZED BUDGET TRANSFERS (*)	OTHER 2021 LEGISLATIVE ACTIONS (**)	BUDGET PERIOD 2021-22 EXPENDITURES	BALANCE OF APPROPRIATIONS IN FORCE MARCH 31, 2022	BUDGET PERIOD 2021-22 DISBURSEMENTS
SPECIAL REVENUE - FEDERAL (continued):								
Unified Court System.....	42,117,111	19,000,000	2,390,605	8,203,035	-	12,668,833	54,260,708	12,668,802
Veterans' Services, Division of.....	5,304,625	2,525,000	1,556,597	105,000	-	1,488,915	4,889,113	1,488,915
Victim Services, Office of.....	228,606,824	168,936,000	616,094	(24,924,539)	-	130,559,512	241,442,679	130,559,512
Workers' Compensation Board.....	1,110,910	-	-	-	-	-	1,110,910	-
Welfare Inspector General, Office of.....	-	-	-	129,000	-	127,865	1,135	127,865
TOTAL SPECIAL REVENUE - FEDERAL.....	216,549,174,281	171,204,344,000	57,279,730,002	1,850,281,396	250,000,000	79,135,962,390	253,438,107,285	79,135,611,707
SPECIAL REVENUE - STATE:								
Addiction Services and Supports, Office of.....	33,244,780	19,143,000	4,348,590	-	-	6,938,361	41,100,829	6,938,361
Adirondack Park Agency.....	1,500,000	-	-	-	-	-	1,500,000	-
Aging, State Office for the.....	1,733,048	1,230,000	250,026	475,000	-	460,383	2,727,639	460,383
Agriculture and Markets, Department of.....	34,146,870	23,282,000	14,661,438	323,776	-	6,409,775	36,681,433	6,409,775
Alcoholic Beverage Control, Division of.....	-	46,000,000	-	(1,378,000)	-	6,369,757	38,252,243	6,369,757
Arts, Council on the.....	54,900	496,000	-	-	-	52,000	498,900	52,000
Budget, Division of the.....	3,991,196	19,283,000	29,313,518	102,100,000	-	(14,433,068)	110,493,746	(14,433,068)
Children and Family Services, Office of.....	220,097,406	69,896,000	26,956,829	447,818	-	15,357,122	248,127,273	15,357,122
City University of New York (***).....	374,208	-	-	-	-	-	374,208	-
Civil Service, Department of.....	994,528	1,140,000	992,329	-	-	49,940	1,092,259	49,940
Corrections and Community Supervision, Department of.....	33,119,296	33,855,000	33,071,555	8,002	-	366,167	33,544,576	366,167
Criminal Justice Services, Division of.....	109,914,023	101,800,000	25,513,648	20,048	-	81,237,066	104,783,357	81,237,066
Economic Development, Department of.....	6,212,038	6,460,000	3,754,330	(2,000,000)	-	665,941	6,251,867	666,841
Education, State Department of.....	423,793,162	5,539,377,000	155,044,435	(7,745,099)	-	5,524,186,382	276,194,246	5,524,875,236
Elections, Board of.....	3,993,928	-	205,257	-	-	236,293	3,552,378	236,293
Employee Relations, Office of.....	338,789	1,031,000	328,841	-	-	741,650	299,648	741,650
Environmental Conservation, Department of.....	128,923,329	245,248,000	81,655,550	4,703,000	-	163,665,012	133,553,767	163,665,012
Financial Control Board for New York City.....	961,968	3,497,000	957,024	-	-	2,134,580	1,367,964	2,134,580
Financial Services, Department of.....	83,299,778	447,468,663	37,693,316	(23,139,435)	-	359,999,707	109,935,983	359,999,707
General Services, Office of.....	22,795,533	32,918,000	22,637,574	98,430	-	10,857,119	22,317,270	10,865,000
Health, Department of.....	14,485,821,813	13,013,922,000	6,108,146,697	(958,601)	(2,335,700)	7,233,172,219	14,155,130,596	7,233,072,179
Higher Education Services Corporation (***).....	29,513,098	52,809,000	26,507,438	-	-	21,983,272	33,831,388	21,974,804
Homeland Security and Emergency Services, Division of.....	534,979,238	127,233,000	75,186,835	33,016,806	-	119,572,593	500,469,616	119,571,437
Housing and Community Renewal, Division of.....	157,201,289	102,420,000	6,941,189	2,057,334	-	67,191,853	187,545,581	67,314,156
Indigent Legal Services, Office of.....	528,508,155	311,273,000	1,791,898	-	-	122,380,319	715,608,938	122,380,319
Information Technology Services, Office of.....	30,000,000	30,000,000	30,000,000	-	-	-	30,000,000	-
Inspector General, Office of the State.....	300,000	300,000	300,000	494,000	-	475,665	318,335	475,665
Interest on Lawyer Account (IOLA).....	29,783,780	47,103,000	23,024,050	-	-	21,848,633	32,014,097	21,848,633
Justice Center for the Protection of People with Special Needs.....	8,541,418	10,449,000	8,369,671	162,284	-	2,360,112	8,422,919	2,360,112
Labor, Department of.....	63,824,500	74,472,000	1,132,581	5,140,000	-	69,820,032	72,483,887	69,798,618
Lake George Park Commission.....	1,083,828	2,052,000	490,840	-	-	1,695,731	949,257	1,695,731
Law, Department of.....	14,225,178	94,951,000	11,684,450	7,807,377	-	96,649,823	8,649,282	96,748,828
Legislative Bill Drafting Commission.....	2,396,277	-	-	1,500,000	-	1,325,974	2,570,303	1,328,140
Legislature - Assembly.....	400,000	300,000	300,000	-	-	-	400,000	-
Legislature - Senate.....	6,475,579	1,800,000	300,000	(1,500,000)	-	-	6,475,579	-
Mental Health, Office of.....	25,064,256	25,262,000	22,369,178	-	-	5,357,297	22,599,781	5,357,297
Military and Naval Affairs, Division of.....	10,351,938	-	9,144,100	-	-	3,803,269	9,181,569	3,803,269
Miscellaneous State Agencies and Public Authorities.....	8,078,785	-	(665,324)	-	-	-	8,744,109	-
Motor Vehicles, Department of.....	9,026,165	70,147,000	9,379,282	-	-	59,682,696	10,111,187	59,682,696
NYS Gaming Commission.....	323,035,629	418,717,000	300,854,088	964,899	-	146,428,451	295,434,989	146,443,601
Oil Spill Fund (ENCON).....	-	-	-	-	-	-	-	-
Parks, Recreation and Historic Preservation, Office of.....	90,117,984	95,014,000	2,397,122	157,489	-	61,570,497	121,321,854	61,570,497

(*) Authorized budget transfers represent those movements of appropriation authority provided in appropriation acts between different funds/agencies.
 (**) Other legislative actions represent additional appropriations enacted outside of the Executive budget process (i.e., deficiency and supplemental appropriation bills) and increases or reductions by the Legislature to a prior year appropriation.
 (***) Pursuant to fiscal year 2022 Enacted Budget Legislation (Chapter 50), IFR/CUTRA (City University Tuition Reimbursement Account) Fund and CUNY Senior College Operating Fund have both been reclassified from Special Revenue State Funds and Agency Funds, respectively, to Enterprise Funds. Additionally, the College Savings Account within the Miscellaneous State Special Revenue Funds was reclassified to the Private Purpose Trust Funds.

STATE OF NEW YORK
 ALL FUNDS BY BUSINESS UNIT
 STATEMENT OF APPROPRIATION TRANSACTIONS (IN FORCE)
 BUDGET PERIOD ENDED MARCH 31, 2022

SCHEDULE 9
 (continued)

	BALANCE OF APPROPRIATIONS IN FORCE APRIL 1, 2021	ADD: APPROPRIATIONS BY 2021 LEGISLATURE	LESS: APPROPRIATIONS LAPSED	AUTHORIZED BUDGET TRANSFERS (*)	OTHER 2021 LEGISLATIVE ACTIONS (**)	BUDGET PERIOD 2021-22 EXPENDITURES	BALANCE OF APPROPRIATIONS IN FORCE MARCH 31, 2022	BUDGET PERIOD 2021-22 DISBURSEMENTS
SPECIAL REVENUE - STATE (continued):								
People With Developmental Disabilities, Office for.....	795,649	773,000	711,446	-	-	71,705	785,498	71,705
Prevention of Domestic Violence, Office for the.....	117,803	41,000	41,000	(17,249)	-	59,554	41,000	59,554
Public Benefit Corporations.....	1,023,917,752	860,955,800	150,001	2,150,000	(1,022,662,000)	141,128	864,070,423	141,128
Public Employment Relations Board.....	325,919	384,000	303,019	(15,789)	-	68,955	322,156	68,955
Public Service, Department of.....	29,313,696	99,840,000	25,239,058	5,729,000	-	83,974,646	25,668,992	83,974,646
State Comptroller, Office of the (***).....	2,521,990	22,469,000	2,252,066	1,297,000	-	20,697,182	3,338,742	20,697,117
State Police, Division of.....	87,047,064	133,039,000	89,343,413	-	-	84,665,191	46,077,460	84,663,130
State University of New York.....	3,476,842,746	7,916,479,100	898,249,728	108,696,116	-	7,022,047,674	3,581,720,560	7,026,958,013
State, Department of.....	27,874,500	78,854,000	4,308,809	10,529,730	-	53,704,368	59,245,053	53,704,368
Taxation and Finance, Department of.....	41,591,565	106,439,000	25,578,012	-	-	91,768,329	30,684,224	91,768,329
Temporary and Disability Assistance, Office of.....	26,584,776	22,400,000	22,605,196	5,100,000	-	5,714,516	25,865,064	5,714,516
Transportation, Department of.....	663,513,417	3,615,658,800	395,245,355	111,000	-	3,671,332,226	212,705,636	3,671,332,371
Unified Court System.....	111,266,068	264,969,465	8,368,861	9,986,936	-	263,279,499	114,574,109	263,280,627
Veterans' Services, Division of.....	77,833	-	-	-	-	-	77,833	-
Victim Services, Office of.....	129,494,127	43,056,000	1,198,452	44,247	-	19,486,906	151,909,016	19,486,906
Welfare Inspector General, Office of.....	150,000	150,000	150,000	-	-	-	150,000	-
Workers' Compensation Board.....	11,763,422	206,186,000	5,190,256	8,403,000	-	199,923,915	21,238,251	199,923,009
TOTAL SPECIAL REVENUE - STATE	23,101,416,017	34,453,619,828	8,553,872,677	274,769,119	(1,024,997,700)	25,717,548,317	22,533,386,270	25,723,262,178
DEBT SERVICE:								
Miscellaneous State Agencies and Public Authorities.....	7,094,917,419	14,880,500,000	7,342,510,859	1,200,000,000	-	14,010,432,420	1,822,474,140	12,530,974,766
TOTAL DEBT SERVICE	7,094,917,419	14,880,500,000	7,342,510,859	1,200,000,000	-	14,010,432,420	1,822,474,140	12,530,974,766
CAPITAL PROJECTS - FEDERAL:								
Environmental Conservation, Department of.....	884,653,478	185,000,000	2,440,313	(6,189)	-	194,019,713	873,187,263	194,019,713
General Services, Office of.....	1,348,797	-	-	-	-	-	1,348,797	-
Health, Department of.....	338,006,952	77,000,000	-	-	-	97,646,218	317,360,734	97,646,218
Homeland Security and Emergency Services, Division of.....	199,738,050	-	-	-	-	-	199,738,050	-
Housing and Community Renewal, Division of.....	10,100,498	-	-	-	-	-	10,100,498	-
Information Technology Services, Office of.....	147,281,878	-	-	-	-	14,471,132	132,810,746	14,471,132
Military and Naval Affairs, Division of.....	249,676,672	33,000,000	-	-	-	41,326,232	241,350,440	41,326,232
Miscellaneous State Agencies and Public Authorities.....	100,000,000	-	-	-	-	-	100,000,000	-
Parks, Recreation and Historic Preservation, Office of.....	46,796,194	20,000,000	-	6,162	-	12,343,419	54,458,937	12,343,419
State University of New York.....	-	-	-	-	-	-	-	-
Transportation, Department of.....	9,226,187,927	2,526,000,000	-	-	-	1,926,888,241	9,825,299,686	1,912,331,949
TOTAL CAPITAL PROJECTS - FEDERAL	11,203,790,446	2,841,000,000	2,440,313	(27)	-	2,286,694,955	11,755,655,151	2,272,138,663
CAPITAL PROJECTS - STATE:								
Addiction Services and Supports, Office of.....	610,100,411	90,000,000	935,494	4,060,930	-	49,385,908	653,839,939	49,385,908
Adirondack Park Agency.....	1,100,000	-	-	-	-	-	1,100,000	-
Aging, State Office for the.....	991,862	-	-	-	-	-	991,862	-
Agriculture and Markets, Department of.....	291,772,825	14,415,000	4,000,000	92,658,326	-	53,242,304	341,603,847	53,226,410
Arts, Council on the.....	16,558,158	-	-	200,000	-	5,213,151	11,545,007	5,213,151
Children and Family Services, Office of.....	440,307,682	43,453,000	11,049,315	135,931	-	17,122,199	455,725,099	17,122,199
City University Construction Fund.....	7,549,739,946	466,687,000	211,188	(4,800,911,414)	-	348,025,029	2,867,279,315	348,029,092
Corrections and Community Supervision (Corcraft), Department of.....	9,489,211	3,000,000	-	-	-	407,880	12,081,331	407,880
Corrections and Community Supervision, Department of.....	709,660,509	434,000,000	498	-	-	358,085,751	785,574,260	358,154,746
Criminal Justice Services, Division of.....	26,245,580	25,000,000	-	-	-	65,019	51,180,561	65,019
Disaster Aid.....	-	-	-	-	-	-	-	-
Economic Development, Department of.....	8,241,201	-	-	-	-	1,658,157	6,583,044	1,658,157
Education, State Department of.....	1,889,323,955	135,450,000	1,080,194	(33,434,900)	-	206,090,973	1,784,167,888	206,090,973
Elections, Board of.....	18,611,464	25,000,000	-	-	-	2,451,772	41,159,692	2,395,492

(*) Authorized budget transfers represent those movements of appropriation authority provided in appropriation acts between different funds/agencies.
 (**) Other legislative actions represent additional appropriations enacted outside of the Executive budget process (i.e., deficiency and supplemental appropriation bills) and increases or reductions by the Legislature to a prior year appropriation.
 (***) Pursuant to fiscal year 2022 Enacted Budget Legislation (Chapter 50), IFR/CUTRA (City University Tuition Reimbursement Account) Fund and CUNY Senior College Operating Fund have both been reclassified from Special Revenue State Funds and Agency Funds, respectively, to Enterprise Funds. Additionally, the College Savings Account within the Miscellaneous State Special Revenue Funds was reclassified to the Private Purpose Trust Funds.

STATE OF NEW YORK
 ALL FUNDS BY BUSINESS UNIT
 STATEMENT OF APPROPRIATION TRANSACTIONS (IN FORCE)
 BUDGET PERIOD ENDED MARCH 31, 2022

SCHEDULE 9
 (continued)

	BALANCE OF APPROPRIATIONS IN FORCE APRIL 1, 2021	ADD: APPROPRIATIONS BY 2021 LEGISLATURE	LESS: APPROPRIATIONS LAPSED	AUTHORIZED BUDGET TRANSFERS (*)	OTHER 2021 LEGISLATIVE ACTIONS (**)	BUDGET PERIOD 2021-22 EXPENDITURES	BALANCE OF APPROPRIATIONS IN FORCE MARCH 31, 2022	BUDGET PERIOD 2021-22 DISBURSEMENTS
CAPITAL PROJECTS - STATE (continued):								
Environmental Conservation, Department of.....	4,868,737,302	1,165,650,000	5,714,670	(188,791,983)	-	605,184,887	5,234,695,762	605,186,087
General Services, Office of.....	649,714,787	234,000,000	53,606	44,890,271	-	236,287,339	692,264,113	236,262,849
Greenway Heritage Conservancy.....	3,104,920	-	-	500,000	-	500,000	3,104,920	500,000
Health, Department of.....	3,015,043,072	144,170,000	7,506,545	37,002,122	-	690,603,986	2,498,104,663	691,033,731
Higher Education Services Corporation.....	-	-	-	-	-	-	-	-
Homeland Security and Emergency Services, Division of.....	529,475,158	33,500,000	-	65,768,778	-	(2,217,724)	630,961,660	(2,021,724)
Housing and Community Renewal, Division of.....	2,330,897,010	868,200,000	-	(137,606,620)	-	579,311,234	2,482,179,156	579,311,234
Hudson River Valley Greenways.....	7,218,062	-	-	(1,900,000)	-	-	5,318,062	-
Information Technology Services, Office of.....	142,124,758	95,700,000	-	1,431,877	-	75,913,402	163,343,233	75,920,562
Inspector General, Office of the State.....	69,599	-	-	575,000	-	574,958	69,641	574,958
Labor, Department of.....	2,119,257	-	-	-	-	534,003	1,585,254	534,003
Lake George Park Commission.....	596,445	-	-	450,000	-	1,014,020	32,425	1,014,020
Law, Department of.....	12,244,513	-	-	804,458	-	1,873,274	11,175,697	1,873,274
Mental Health, Office of.....	2,300,585,903	534,472,000	209,774	54,346,551	-	256,776,260	2,632,418,420	256,777,016
Military and Naval Affairs, Division of.....	140,499,005	32,200,000	48	195,000,000	-	197,207,045	170,491,912	197,197,329
Miscellaneous State Agencies and Public Authorities.....	6,306,082,190	2,005,500,000	93,628,866	(438,571,721)	-	77,854,965	7,701,526,638	77,854,965
Motor Vehicles, Department of.....	67,907,172	324,538,000	385,950	(214,210)	-	306,003,585	85,841,427	305,968,324
National and Community Service.....	-	-	-	-	-	-	-	-
Oil Spill Fund (ENCON).....	14,724,124	21,200,000	-	-	-	17,670,108	18,254,016	17,670,108
Parks, Recreation and Historic Preservation, Office of.....	701,592,468	206,900,000	-	71,143,932	-	253,236,737	726,399,663	253,254,306
People With Developmental Disabilities, Office for.....	445,389,629	108,600,000	-	99,632,275	-	99,632,275	454,986,354	99,712,236
Public Benefit Corporations.....	19,249,044,687	503,431,000	3,615,939	5,259,539,242	-	3,999,431,957	21,008,967,033	3,999,431,957
State Comptroller, Office of the.....	13,459,349	-	-	-	-	3,787,002	9,672,347	3,787,002
State Police, Division of.....	187,725,508	128,500,000	63,053,273	11,855,000	-	39,940,994	225,086,241	39,883,773
State University of New York Construction Fund.....	3,955,401,846	1,102,587,000	-	(301,314,000)	-	555,609,946	4,201,064,900	557,138,507
State University of New York.....	621,901,692	14,617,000	2,936,851	303,054,000	-	302,994,355	633,641,486	302,817,749
State, Department of.....	611,080,079	102,000,000	6	17,731,571	-	34,865,492	695,946,152	34,865,492
Temporary and Disability Assistance, Office of.....	270,168,621	128,000,000	-	17,449,744	-	92,390,711	323,227,654	92,390,711
Transportation, Department of.....	8,343,377,894	4,325,216,000	103	17,838,000	-	3,019,575,058	9,666,856,733	3,027,676,653
Unified Court System.....	66,342,390	25,000,000	-	-	-	17,477,611	73,864,779	17,482,471
Victim Services, Office of.....	-	4,300,000	-	-	-	2,826,202	2,826,202	1,473,798
Workers' Compensation Board.....	53,882,679	-	-	-	-	4,210,345	49,672,334	4,210,345
TOTAL CAPITAL PROJECTS - STATE.....	66,482,652,923	13,345,286,000	194,382,320	294,319,885	-	12,511,465,766	67,416,410,722	12,521,530,763
SPECIAL EMERGENCY:								
Miscellaneous State Agencies and Public Authorities.....	20,636,492,702	33,010,000,000	4,731,289,821	(4,294,205,140)	-	-	44,620,997,741	-
Motor Vehicles, Department of.....	10,000,000	-	10,000,000	-	-	-	-	-
TOTAL SPECIAL EMERGENCY.....	20,646,492,702	33,010,000,000	4,741,289,821	(4,294,205,140)	-	-	44,620,997,741	-
TOTAL GOVERNMENTAL FUNDS.....	\$ 433,394,132,622	\$ 391,946,093,231	\$ 117,492,508,423	\$ (34,954,865)	\$ (116,308,744)	\$ 214,785,307,567	\$ 492,911,146,254	\$ 213,323,494,362
ENTERPRISE:								
Aging, State Office for the.....	100,000	100,000	100,000	-	-	-	100,000	-
Agriculture and Markets, Department of.....	44,741,054	26,630,000	-	72,749	-	16,092,721	55,351,082	16,059,058
Children and Family Services, Office of.....	1,307,850	515,000	501,018	-	-	1,287,238	54,594	54,594
City University of New York (***).....	1,214,574,935	2,889,252,900	-	-	-	2,671,202,381	1,432,625,454	2,671,184,698
Corrections and Community Supervision (Corcraft), Department of.....	604,766	742,000	588,254	-	-	128,973	629,539	128,973
Corrections and Community Supervision, Department of.....	11,434,606	57,701,000	8,332,200	-	-	45,208,753	15,594,653	44,878,065
Developmental Disabilities Planning Council.....	10,000	10,000	-	-	-	-	10,000	-
General Services, Office of.....	2,030,751	3,162,000	2,068,881	62,905	-	631,645	2,555,130	631,645
Information Technology Services, Office of.....	4,000,000	4,000,000	4,000,000	-	-	-	4,000,000	-
Justice Center for the Protection of People with Special Needs.....	500,000	500,000	500,000	-	-	-	500,000	-
Labor, Department of.....	1,648,875,026	60,130,000,000	-	-	-	27,652,709,198	34,126,165,828	27,652,709,198
Mental Health, Office of.....	7,716,909	8,606,000	7,624,270	-	-	972,752	7,725,887	973,255
Parks, Recreation and Historic Preservation, Office of.....	18,709,121	25,000,000	-	187,896	-	17,146,379	26,750,638	17,146,379
People With Developmental Disabilities, Office for.....	2,471,021	2,657,000	2,443,473	-	-	362,164	2,322,884	361,362
TOTAL ENTERPRISE.....	2,957,076,039	63,148,875,900	26,168,096	323,550	-	30,404,509,560	35,675,597,833	30,404,127,227

(*) Authorized budget transfers represent those movements of appropriation authority provided in appropriation acts between different funds/agencies.
 (**) Other legislative actions represent additional appropriations enacted outside of the Executive budget process (i.e., deficiency and supplemental appropriation bills) and increases or reductions by the Legislature to a prior year appropriation.
 (***) Pursuant to fiscal year 2022 Enacted Budget Legislation (Chapter 50), IFR/CUTRA (City University Tuition Reimbursement Account) Fund and CUNY Senior College Operating Fund have both been reclassified from Special Revenue State Funds and Agency Funds, respectively, to Enterprise Funds. Additionally, the College Savings Account within the Miscellaneous State Special Revenue Funds was reclassified to the Private Purpose Trust Funds.

STATE OF NEW YORK
 ALL FUNDS BY BUSINESS UNIT
 STATEMENT OF APPROPRIATION TRANSACTIONS (IN FORCE)
 BUDGET PERIOD ENDED MARCH 31, 2022

SCHEDULE 9
 (continued)

	BALANCE OF APPROPRIATIONS IN FORCE APRIL 1, 2021	ADD: APPROPRIATIONS BY 2021 LEGISLATURE	LESS: APPROPRIATIONS LAPSED	AUTHORIZED BUDGET TRANSFERS (*)	OTHER 2021 LEGISLATIVE ACTIONS (**)	BUDGET PERIOD 2021-22 EXPENDITURES	BALANCE OF APPROPRIATIONS IN FORCE MARCH 31, 2022	BUDGET PERIOD 2021-22 DISBURSEMENTS
INTERNAL SERVICE:								
Budget, Division of the.....	436,590	1,650,000	436,590	-	-	1,481,070	168,930	1,481,070
Children and Family Services, Office of.....	8,719,373	22,162,000	10,855,607	463,676	-	12,379,059	8,110,383	12,379,059
Civil Service, Department of.....	19,772,324	39,761,000	18,398,644	18,398,644	73,159	19,815,185	21,392,654	19,813,802
Corrections and Community Supervision (Corcraft), Department of.....	20,208,229	74,895,000	29,369,437	-	-	37,787,679	27,946,113	37,768,734
Corrections and Community Supervision, Department of.....	12,214,776	9,000,000	-	-	-	5,490,146	15,724,630	5,490,146
Education, State Department of.....	15,179,599	33,863,000	14,494,597	1,943,000	-	22,120,640	14,170,362	22,120,640
Employee Relations, Office of.....	1,079,832	1,947,000	1,017,464	-	-	900,327	1,109,041	900,327
Environmental Conservation, Department of.....	95,000	95,000	95,000	-	-	-	95,000	-
General Services, Office of.....	533,518,706	862,440,000	478,257,344	6,111,552	-	405,516,100	518,296,814	405,585,079
Information Technology Services, Office of.....	265,480,857	151,636,000	34,341,239	-	-	(9,987,961)	392,763,579	(9,987,961)
Labor, Department of.....	531,344	13,340,000	2,025	79,026	-	3,887,002	10,061,343	3,887,002
Law, Department of.....	918,240	16,700,000	868,319	38,500	-	14,174,453	2,613,968	14,174,453
Mental Health, Office of.....	2,308,928	2,597,000	2,298,157	-	-	771,391	1,836,380	771,391
Motor Vehicles, Department of.....	4,925,441	5,300,000	4,817,135	-	-	468,024	4,940,282	468,024
People With Developmental Disabilities, Office for.....	348,001	348,000	348,000	-	-	-	348,001	-
Prevention of Domestic Violence, Office for the.....	541,516	620,000	625,560	69,000	-	246,570	358,386	246,570
State Comptroller, Office of the.....	7,737,372	55,332,000	7,063,611	1,948,000	-	47,455,283	10,498,478	47,455,283
State University of New York.....	11,847,534	24,300,000	5,232,903	-	-	22,201,882	8,712,749	22,723,333
Taxation and Finance, Department of.....	61,842,764	74,642,400	52,243,106	-	-	19,315,988	64,926,070	19,315,988
TOTAL INTERNAL SERVICE.....	967,706,426	1,390,428,400	660,764,738	10,725,913	-	604,022,838	1,104,073,163	604,592,940
TOTAL PROPRIETARY FUNDS.....	\$ 3,924,782,465	\$ 64,539,304,300	\$ 686,932,834	\$ 11,049,463	\$ -	\$ 31,008,532,398	\$ 36,779,670,996	\$ 31,008,720,167
PRIVATE PURPOSE TRUST:								
Agriculture and Markets, Department of.....	1,464,014	1,836,000	1,456,328	22,402	-	362,129	1,503,959	362,129
Higher Education Services Corporation (***).....	455,296	675,000	240,298	-	-	-	889,998	-
State Comptroller, Office of the (***).....	341,006	1,500,000	248,486	-	-	438,555	1,153,965	438,555
TOTAL PRIVATE PURPOSE TRUST.....	2,260,316	4,011,000	1,945,112	22,402	-	800,684	3,547,922	800,684
TRUST:								
State Comptroller, Office of the.....	9,678,901	174,219,000	6,095,591	7,883,000	-	179,893,212	5,792,098	179,853,621
TOTAL TRUST.....	9,678,901	174,219,000	6,095,591	7,883,000	-	179,893,212	5,792,098	179,853,621
AGENCY:								
City University of New York (***).....	-	-	-	-	-	-	-	-
General Services, Office of.....	750,000	750,000	750,000	-	-	-	750,000	-
Health, Department of.....	-	250,000,000	-	-	-	250,000,000	-	250,000,000
Housing and Community Renewal, Division of.....	115,273,624	-	-	(40,953,243)	-	5,000,000	69,320,381	5,000,000
Law, Department of.....	17,564,319	-	-	16,000,000	-	15,307,349	18,256,970	15,307,349
Mental Health, Office of.....	10,000,000	-	-	36,415,497	-	-	46,415,497	-
Miscellaneous State Agencies and Public Authorities.....	694,161,890	697,900,000	694,161,896	-	-	3,996,611	693,903,383	3,996,611
People With Developmental Disabilities, Office of.....	-	-	-	828,746	-	-	828,746	-
Public Benefit Corporations.....	579,967	-	-	3,459,000	-	3,459,000	579,967	3,459,000
Temporary and Disability Assistance, Office of.....	9,483,297	10,000,000	6,410,139	250,000	-	2,629,735	10,693,423	2,629,735
Transportation, Department of.....	588,873,273	50,000,000	-	-	-	20,267,634	618,605,639	20,267,634
TOTAL AGENCY.....	1,436,886,370	1,008,650,000	701,322,035	16,000,000	-	300,660,329	1,459,354,006	300,660,329
TOTAL FIDUCIARY FUNDS.....	\$ 1,448,625,587	\$ 1,186,880,000	\$ 709,362,738	\$ 23,905,402	\$ -	\$ 481,354,225	\$ 1,468,694,026	\$ 481,314,634
GRAND TOTAL - ALL FUNDS.....	\$ 438,767,540,674	\$ 457,672,277,531	\$ 118,888,803,995	\$ -	\$ (116,308,744)	\$ 246,275,194,190	\$ 531,159,511,276	\$ 244,813,529,163

(*) Authorized budget transfers represent those movements of appropriation authority provided in appropriation acts between different funds/agencies.
 (**) Other legislative actions represent additional appropriations enacted outside of the Executive budget process (i.e., deficiency and supplemental appropriation bills) and increases or reductions by the Legislature to a prior year appropriation.
 (***) Pursuant to fiscal year 2022 Enacted Budget Legislation (Chapter 50), IFR/CUTRA (City University Tuition Reimbursement Account) Fund and CUNY Senior College Operating Fund have both been reclassified from Special Revenue State Funds and Agency Funds, respectively, to Enterprise Funds. Additionally, the College Savings Account within the Miscellaneous State Special Revenue Funds was reclassified to the Private Purpose Trust Funds.

STATE OF NEW YORK
GOVERNMENTAL FUNDS
SUMMARY OF APPROPRIATED LOANS RECEIVABLE TRANSACTIONS BY FUND AND BUSINESS UNIT
FISCAL YEAR ENDED MARCH 31, 2022
(amounts in thousands)

SCHEDULE 10

	<u>BALANCE APRIL 1, 2021</u>	<u>ADVANCES</u>	<u>REIMBURSEMENTS</u>	<u>BALANCE MARCH 31, 2022</u>
GENERAL:				
Public Benefit Corporations.....	\$ 11,626	\$ -	\$ 50	\$ 11,576
Total General.....	11,626	-	50	11,576
SPECIAL REVENUE:				
NYS Gaming Commission.....	9,000	-	-	9,000
Total Special Revenue.....	9,000	-	-	9,000
CAPITAL PROJECTS:				
Environmental Conservation	20,268	-	204	20,064
Office of General Services.....	-	-	-	-
Transportation.....	23,382	-	-	23,382
Public Benefit Corporations	94,241	-	-	94,241
Total Capital Projects.....	137,891	-	204	137,687
TOTAL GOVERNMENTAL FUNDS	\$ 158,517	\$ -	\$ 254	\$ 158,263

STATE OF NEW YORK
GENERAL FUND

SCHEDULE 11

SUMMARY OF APPROPRIATED LOANS RECEIVABLE TRANSACTIONS BY FUND, BUSINESS UNIT AND DEPARTMENT
FISCAL YEAR ENDED MARCH 31, 2022
(amounts in thousands)

	<u>BALANCE APRIL 1, 2021</u>	<u>ADVANCES</u>	<u>REIMBURSEMENTS</u>	<u>BALANCE MARCH 31, 2022</u>
LOCAL ASSISTANCE ACCOUNT:				
PUBLIC BENEFIT CORPORATIONS:				
Development Authority of the North Country:				
Expansion of U.S. Army Fort Drum.....	\$ 791	\$ -	\$ -	\$ 791
Urban Development Corporation:				
New York Racing Association - Economic Development.....	8,400	-	-	8,400
Regional Economic Development Program.....	1,150	-	-	1,150
TOTAL LOCAL ASSISTANCE ACCOUNT.....	<u>10,341</u>	<u>-</u>	<u>-</u>	<u>10,341</u>
STATE OPERATIONS ACCOUNT:				
PUBLIC BENEFIT CORPORATIONS:				
Development Authority of the North Country:				
Expansion of U.S. Army Fort Drum.....	123	-	50	73
Urban Development Corporation:				
High Risk Targeted Investment Program.....	1,162	-	-	1,162
TOTAL STATE OPERATIONS ACCOUNT.....	<u>1,285</u>	<u>-</u>	<u>50</u>	<u>1,235</u>
TOTAL GENERAL FUND.....	<u>\$ 11,626</u>	<u>\$ -</u>	<u>\$ 50</u>	<u>\$ 11,576</u>

STATE OF NEW YORK
SPECIAL REVENUE FUNDS
SUMMARY OF APPROPRIATED LOANS RECEIVABLE TRANSACTIONS BY FUND, BUSINESS UNIT AND DEPARTMENT
FISCAL YEAR ENDED MARCH 31, 2022
(amounts in thousands)

SCHEDULE 12

	<u>BALANCE APRIL 1, 2021</u>	<u>ADVANCES</u>	<u>REIMBURSEMENTS</u>	<u>BALANCE MARCH 31, 2022</u>
STATE LOTTERY FUND:				
NYS GAMING COMMISSION:				
New York Racing Association.....	\$ 9,000	\$ -	\$ -	\$ 9,000
TOTAL STATE LOTTERY FUND.....	<u>9,000</u>	<u>-</u>	<u>-</u>	<u>9,000</u>
TOTAL SPECIAL REVENUE FUNDS.....	<u>\$ 9,000</u>	<u>\$ -</u>	<u>\$ -</u>	<u>\$ 9,000</u>

STATE OF NEW YORK
CAPITAL PROJECTS FUNDS

SCHEDULE 13

SUMMARY OF APPROPRIATED LOANS RECEIVABLE TRANSACTIONS BY FUND, BUSINESS UNIT AND DEPARTMENT
FISCAL YEAR ENDED MARCH 31, 2022
(amounts in thousands)

	<u>BALANCE APRIL 1, 2021</u>	<u>ADVANCES</u>	<u>REIMBURSEMENTS</u>	<u>BALANCE MARCH 31, 2022</u>
STATE CAPITAL PROJECTS FUND:				
ENVIRONMENTAL CONSERVATION:				
Municipal Share of Flood Control Projects.....	\$ 20,268	\$ -	\$ 204	\$ 20,064
OFFICE OF GENERAL SERVICES:				
Real Property Maintenance and Improvements.....	-	-	-	-
TRANSPORTATION:				
Railroad Crossing Improvement Projects - Municipal Share.....	1,116	-	-	1,116
South Bronx Oak Point Link Project - New York.....	630	-	-	630
PUBLIC BENEFIT CORPORATIONS:				
Niagara Frontier Transportation Authority:				
Construction/Rehabilitation of Buffalo International Airport.....	3,380	-	-	3,380
Ogdensburg Bridge and Port Authority:				
Construction and Development of Port Facilities.....	18,630	-	-	18,630
Port Authority of New York and New Jersey - South Bronx Oak Point Link.....	3,230	-	-	3,230
Port of Oswego Authority - Construction and Development of Port Facilities.....	3,506	-	-	3,506
Urban Development Corporation:				
Construction of Binghamton Multi - Use Stadium.....	1,400	-	-	1,400
Construction of Rochester Convention Center.....	39,433	-	-	39,433
Economic Development Program.....	348	-	-	348
High Risk Targeted Investment Program.....	11,234	-	-	11,234
Minority and Women Business Assistance.....	3,010	-	-	3,010
South Street Seaport Development Project.....	1,929	-	-	1,929
Strategic Resurgence	1,146	-	-	1,146
Urban Community Development.....	6,995	-	-	6,995
TOTAL STATE CAPITAL PROJECTS FUND	<u>116,255</u>	<u>-</u>	<u>204</u>	<u>116,051</u>
DEDICATED HIGHWAY AND BRIDGE TRUST FUND:				
TRANSPORTATION:				
Industrial Access Program.....	21,636	-	-	21,636
TOTAL DEDICATED HIGHWAY AND BRIDGE TRUST FUND.....	<u>21,636</u>	<u>-</u>	<u>-</u>	<u>21,636</u>
TOTAL CAPITAL PROJECTS FUNDS	<u>\$ 137,891</u>	<u>\$ -</u>	<u>\$ 204</u>	<u>\$ 137,687</u>

STATE OF NEW YORK
STATEMENT OF STATE GENERAL OBLIGATION DEBT ACTIVITY
FISCAL YEAR ENDED MARCH 31, 2022

SCHEDULE 14

PURPOSE	PRINCIPAL					INTEREST	
	OUTSTANDING APRIL 1, 2021	ISSUED		REDEEMED	OUTSTANDING MARCH 31, 2022	MARCH 31, 2022	MARCH 31, 2021
		REFUNDING	ISSUANCE				
Accelerated Capacity and Transportation Improvements of the Nineties (ACTION)	\$ 9,992,174	\$ -	\$ -	\$ 1,531,170	\$ 8,461,004	\$ 295,727	\$ 347,904
Clean Water/Clean Air:							
Air Quality	1,321,445	-	-	202,567	1,118,878	40,083	51,873
Safe Drinking Water	-	-	-	-	-	-	-
Clean Water	277,661,899	-	-	24,416,422	253,245,477	7,675,095	10,523,338
Solid Waste	11,083,955	-	-	3,889,642	7,194,313	387,179	623,816
Environmental Restoration	36,701,555	-	-	3,949,782	32,751,773	1,097,163	1,481,173
Energy Conservation Through Improved Transportation (*):							
Rapid Transit and Rail Freight	1,022,456	-	-	263,713	758,743	38,507	48,908
Environmental Quality (1972):							
Air	-	-	-	-	-	-	129
Land and Wetlands	4,267,512	-	-	702,110	3,565,402	207,278	240,156
Water	5,538,761	-	-	1,873,050	3,665,711	165,412	234,123
Environmental Quality (1986):							
Land Acquisition/Development/Restoration/Forests	2,692,870	-	-	635,920	2,056,950	89,623	217,189
Solid Waste Management	83,003,304	-	-	15,043,465	67,959,839	2,597,660	3,288,828
Housing (*):							
Low Income	4,115,000	-	-	1,110,000	3,005,000	-	114,507
Middle Income	1,795,000	-	-	1,280,000	515,000	2,242	161,988
Park and Recreation Land Acquisition							
Pure Waters	13,485,946	-	-	1,126,465	12,359,481	424,059	527,330
Rail Preservation							
Rail	-	-	-	-	-	-	-
Rebuild and Renew New York Transportation:							
Highway Facilities	562,450,682	-	-	48,396,569	514,054,113	15,962,057	20,823,844
Canals and Waterways	7,620,311	-	-	1,876,708	5,743,603	301,311	378,650
Aviation	40,464,691	-	-	1,486,637	38,978,054	1,090,651	1,287,902
Rail and Port	90,201,189	-	-	5,462,831	84,738,358	2,644,360	2,826,266
Mass Transit - Dept. of Transportation	13,929,540	-	-	1,648,894	12,280,646	544,768	573,235
Mass Transit - Metropolitan Transportation Authority	691,109,424	-	-	25,724,937	665,384,487	20,228,617	24,685,486
Rebuild New York - Transportation Infrastructure Renewal:							
Highways, Parkways and Bridges	357,668	-	-	180,373	177,295	16,201	25,242
Rapid Transit, Rail and Aviation	1,563,392	-	-	393,136	1,170,256	64,954	86,761
Smart Schools Bond Act	306,942,604	-	-	30,672,798	276,269,806	12,030,787	8,062,853
Transportation Capital Facilities (*):							
Aviation	1,648,621	-	-	837,811	810,810	60,379	90,412
Mass Transportation	-	-	-	-	-	-	-
TOTAL GENERAL OBLIGATION DEBT	\$ 2,168,969,999	\$ -	\$ -	\$ 172,705,000	\$ 1,996,264,999	\$ 65,964,113	\$ 76,701,913

(*) Schedule omits general obligation purposes for which no debt was outstanding at March 31 and no debt service was paid during fiscal years 2012-13 through 2021-22.

STATE OF NEW YORK
GENERAL OBLIGATION DEBT
AUTHORIZED, ISSUED AND OUTSTANDING
AS OF MARCH 31, 2022

SCHEDULE 15

PURPOSE	YEAR OF FIRST ISSUANCE	YEAR OF LAST MATURITY	BONDS AUTHORIZED	BONDS AND NOTES ISSUED (*)	AUTHORIZED BUT UNISSUED	TOTAL DEBT OUTSTANDING
Accelerated Capacity and Transportation Improvements of the Nineties (ACTION)	1989	2031	\$ 3,000,000,000	\$ 2,979,768,596	\$ 20,231,404	\$ 8,461,004
Clean Water/Clean Air:						
Air Quality.....	1997	2028	230,000,000	202,062,819	27,937,181	1,118,878
Safe Drinking Water.....	1998	2015	355,000,000	355,000,000	-	-
Clean Water.....	1997	2045	790,000,000	735,933,137 (****)	54,066,863	253,245,477
Solid Waste.....	1999	2040	175,000,000	175,000,000 (****)	-	7,194,313
Environmental Restoration.....	1998	2035	200,000,000	179,366,828	20,633,172	32,751,773
Energy Conservation Through Improved Transportation (*****):						
Rapid Transit and Rail Freight.....	1981	2033	400,000,000	400,000,000	-	758,743
Environmental Quality (1972):						
Air.....	1977	2021	150,000,000	137,646,893 (****)	12,353,107	-
Land and Wetlands.....	1976	2029	350,000,000	347,134,293	2,865,707	3,565,402
Water.....	1976	2043	650,000,000	647,667,912	2,332,088	3,665,711
Environmental Quality (1986):						
Land Acquisition/Development/Restoration/Forests.....	1989	2035	250,000,000	249,091,572	908,428	2,056,950
Solid Waste Management.....	1989	2035	1,200,000,000	1,167,454,650	32,545,350	67,959,839
Housing (*****):						
Low Income.....	1941	2024	960,000,000	952,072,000	7,928,000	3,005,000
Middle Income.....	1957	2023	150,000,000	149,500,000	500,000	515,000
Park and Recreation Land Acquisition	1959	2018	100,000,000	99,228,000	772,000	-
Pure Waters	1968	2043	1,000,000,000	980,075,995	19,924,005	12,359,481
Rail Preservation	1977	2017	250,000,000	250,000,000	-	-
Rebuild and Renew New York Transportation:						
Transportation Purposes (excluding MTA):						
Highway Facilities.....	2006	2042	-	1,142,172,938 (**)	-	514,054,113
Canals and Waterways.....	2009	2028	-	33,862,391 (**)	-	5,743,603
Aviation.....	2009	2043	-	67,081,288 (**)	-	38,978,054
Rail and Port.....	2007	2045	-	128,106,249 (**)	-	84,738,358
Mass Transit - Department of Transportation.....	2008	2031	-	36,286,765 (**)	-	12,280,646
Total Transportation Purposes (excluding MTA).....			1,450,000,000 (**)	1,407,509,630 (**)	42,490,370 (**)	655,794,774
Mass Transit - Metropolitan Transportation Authority.....	2006	2043	1,450,000,000	1,064,151,648	385,848,352	665,384,487
Rebuild New York - Transportation Infrastructure Renewal:						
Highways, Parkways and Bridges.....	1984	2025	1,064,000,000 (****)	1,043,500,569	20,499,431	177,295
Ports, Canals and Waterways.....	1984	2013	49,360,000 (****)	49,360,000	-	-
Rapid Transit, Rail and Aviation.....	1984	2027	136,640,000 (****)	136,640,000	-	1,170,256
Smart Schools Bond Act	2018	2035	2,000,000,000	402,517,750	1,597,482,250	276,269,806
Transportation Capital Facilities (*****):						
Aviation.....	1971	2027	250,000,000	250,000,000	-	810,810
Mass Transportation.....	1970	2017	1,000,000,000	1,000,000,000	-	-
TOTAL GENERAL OBLIGATION DEBT			\$ 17,610,000,000	\$ 15,360,682,294	\$ 2,249,317,706	\$ 1,996,264,999

(*) For the purpose of calculating bonds issued, par values of the bonds sold are adjusted for any premium/discount that was applied at the time of issuance.

(**) Legislation authorizing the issuance of Rebuild and Renew New York Transportation Bonds only specified the total amount of bonds authorized to be issued for transportation purposes (excluding MTA). As bonds are issued, this report will categorize the issuance under its designated purpose.

(***) Authorizations have been adjusted to reflect reallocations made by Chapter 54 of the Laws of 1990.

(****) Bond proceeds from Series 2003D were reallocated from EQ72-Air to Clean Water/Clean Air - Water and Solid Waste purposes.

(*****) Schedule omits general obligation purposes for which no debt was outstanding at March 31 and no debt service was paid during fiscal years 2012-13 through 2021-22.

STATE OF NEW YORK
GENERAL OBLIGATION DEBT
PRINCIPAL AND INTEREST PAYMENTS
FISCAL YEARS 2012-13 THROUGH 2021-22

SCHEDULE 16

PURPOSE	YEAR OF FIRST ISSUANCE	YEAR OF LAST MATURITY	March 31, 2013		March 31, 2014		March 31, 2015	
			PRINCIPAL	INTEREST	PRINCIPAL	INTEREST	PRINCIPAL	INTEREST
Accelerated Capacity and Transportation Improvements of the Nineties (ACTION)	1989	2031	\$ 80,150,520	\$ 15,514,645	\$ 59,239,005	\$ 11,324,805	\$ 73,050,730	\$ 9,150,971
Clean Water/Clean Air:								
Air Quality	1997	2028	12,643,037	1,592,780	12,211,777	1,102,502	10,440,575	656,918
Safe Drinking Water	1998	2015	9,109,125	436,578	3,447,572	64,376	7,932	377
Clean Water	1997	2045	27,069,670	17,361,198	28,732,807	16,353,261	25,355,095	16,532,868
Solid Waste	1999	2040	11,039,456	1,629,009	9,416,589	1,263,579	5,417,017	1,063,746
Environmental Restoration	1998	2035	11,350,173	4,010,003	11,328,773	3,724,766	11,780,068	3,352,018
Energy Conservation Through Improved Transportation (*):								
Rapid Transit and Rail Freight	1981	2033	3,498,079	399,450	3,290,514	295,223	1,273,923	273,740
Environmental Quality (1972):								
Air	1977	2021	3,140,960	438,407	3,100,735	297,401	1,797,336	194,137
Land and Wetlands	1976	2029	7,015,543	977,624	6,559,377	702,250	3,437,109	489,754
Water	1976	2043	16,670,711	2,963,331	18,317,279	2,152,239	8,371,903	1,855,917
Environmental Quality (1986):								
Land Acquisition/Development/Restoration/Forests	1989	2035	6,927,201	1,089,955	4,431,460	825,329	3,046,876	736,483
Solid Waste Management	1989	2035	50,032,595	13,468,435	51,812,599	11,356,614	46,469,128	10,511,030
Housing (*):								
Low Income	1941	2024	5,935,000	967,650	4,765,000	822,050	3,770,000	698,100
Middle Income	1957	2023	4,415,000	685,251	4,720,000	643,526	4,740,000	578,230
Park and Recreation Land Acquisition	1959	2018	2,601	685	2,787	581	2,804	483
Pure Waters	1968	2043	10,178,930	2,518,976	10,965,252	1,993,405	6,159,061	1,814,867
Rail Preservation	1977	2017	2,043,406	138,739	1,533,034	80,838	396,834	45,693
Rebuild and Renew New York Transportation:								
Highway Facilities	2006	2042	39,875,281	33,531,325	46,821,599	38,098,806	48,236,187	36,785,952
Canals and Waterways	2009	2028	1,674,360	627,868	1,853,459	652,102	1,919,404	589,713
Aviation	2009	2043	2,038,342	1,875,106	2,425,104	2,364,454	2,511,284	2,308,409
Rail and Port	2007	2045	2,309,975	3,494,641	2,612,405	3,589,764	2,716,588	3,495,470
Mass Transit - Department of Transportation	2008	2031	1,524,394	561,064	1,595,202	502,433	1,652,617	433,575
Mass Transit - Metropolitan Transportation Authority	2006	2043	27,585,257	35,749,267	36,650,462	40,302,233	37,666,361	39,487,751
Rebuild New York - Transportation Infrastructure Renewal:								
Highways, Parkways and Bridges	1984	2025	715,024	113,449	799,745	142,524	830,180	115,657
Ports, Canals and Waterways	1984	2013	38,396	768	-	-	-	-
Rapid Transit, Rail and Aviation	1984	2027	3,333,691	631,031	2,970,463	417,897	1,588,953	398,640
Smart Schools Bond Act	2018	2035	-	-	-	-	-	-
Transportation Capital Facilities (*):								
Aviation	1971	2027	2,594,718	607,650	2,309,984	481,966	1,756,299	431,551
Mass Transportation	1970	2017	2,833,555	67,189	892,017	19,001	40,736	5,063
TOTALS			\$ 345,745,000	\$ 141,452,074	\$ 332,805,000	\$ 139,573,925	\$ 304,435,000	\$ 132,007,113

(*) Schedule omits general obligation purposes for which no debt was outstanding at March 31 and no debt service was paid during fiscal years 2012-13 through 2021-22.

STATE OF NEW YORK
GENERAL OBLIGATION DEBT
PRINCIPAL AND INTEREST PAYMENTS
FISCAL YEARS 2012-13 THROUGH 2021-22

SCHEDULE 16
(continued)

PURPOSE	YEAR OF FIRST ISSUANCE	YEAR OF LAST MATURITY	March 31, 2016		March 31, 2017		March 31, 2018	
			PRINCIPAL	INTEREST	PRINCIPAL	INTEREST	PRINCIPAL	INTEREST
Accelerated Capacity and Transportation Improvements of the Nineties (ACTION)	1989	2031	\$ 44,088,768	\$ 4,951,535	\$ 44,215,664	\$ 4,219,269	\$ 30,464,862	\$ 2,377,655
Clean Water/Clean Air:								
Air Quality.....	1997	2028	6,743,376	302,388	1,195,274	127,794	472,507	72,010
Safe Drinking Water.....	1998	2015	-	-	-	-	-	-
Clean Water.....	1997	2045	26,882,316	15,292,839	28,512,699	15,234,692	26,962,570	14,963,790
Solid Waste.....	1999	2040	5,684,198	777,868	5,654,801	898,918	5,338,512	1,047,764
Environmental Restoration.....	1998	2035	12,340,510	3,768,088	12,168,464	3,275,982	10,767,101	2,784,306
Energy Conservation Through Improved Transportation (*):								
Rapid Transit and Rail Freight.....	1981	2033	2,712,050	171,354	726,809	98,451	229,318	75,186
Environmental Quality (1972):								
Air.....	1977	2021	2,491,605	86,827	162,781	20,530	162,864	12,449
Land and Wetlands.....	1976	2029	3,357,287	408,774	2,958,457	264,815	709,823	176,258
Water.....	1976	2043	11,228,184	1,449,962	8,162,461	1,028,548	5,880,496	729,351
Environmental Quality (1986):								
Land Acquisition/Development/Restoration/Forests.....	1989	2035	4,547,720	538,920	3,724,570	520,427	3,182,377	437,629
Solid Waste Management.....	1989	2035	46,980,744	8,122,624	37,584,068	7,532,613	27,787,939	6,120,141
Housing (*):								
Low Income.....	1941	2024	3,770,000	584,100	2,880,000	479,000	2,880,000	382,800
Middle Income.....	1957	2023	3,310,000	503,900	3,455,000	419,984	2,110,000	341,883
Park and Recreation Land Acquisition	1959	2018	2,919	371	3,113	254	3,238	129
Pure Waters	1968	2043	7,447,408	1,423,839	5,697,235	1,209,791	4,276,347	986,610
Rail Preservation	1977	2017	449,723	26,289	297,439	7,867	-	-
Rebuild and Renew New York Transportation:								
Highway Facilities.....	2006	2042	53,663,190	38,055,126	55,248,657	35,814,737	55,858,222	33,511,076
Canals and Waterways.....	2009	2028	2,473,810	806,690	2,579,356	703,896	2,692,443	591,155
Aviation.....	2009	2043	2,619,079	2,214,033	2,734,938	2,098,776	2,849,840	1,982,870
Rail and Port.....	2007	2045	3,111,383	3,786,378	3,257,340	3,644,105	3,414,705	3,485,942
Mass Transit - Department of Transportation.....	2008	2031	1,723,730	362,697	1,813,667	283,409	1,892,336	205,135
Mass Transit - Metropolitan Transportation Authority.....	2006	2043	38,944,442	38,201,473	38,675,678	36,743,919	40,070,170	35,343,116
Rebuild New York - Transportation Infrastructure Renewal:								
Highways, Parkways and Bridges.....	1984	2025	381,335	84,019	337,856	66,669	169,791	52,793
Ports, Canals and Waterways.....	1984	2013	-	-	-	-	-	-
Rapid Transit, Rail and Aviation.....	1984	2027	2,073,634	283,010	1,304,038	230,058	781,006	183,789
Smart Schools Bond Act	2018	2035	-	-	-	-	-	-
Transportation Capital Facilities (*):								
Aviation.....	1971	2027	3,222,876	291,605	1,455,965	215,415	628,533	170,406
Mass Transportation.....	1970	2017	39,714	3,011	38,670	996	-	-
TOTALS			\$ 290,290,000	\$ 122,497,719	\$ 264,845,000	\$ 115,140,915	\$ 229,585,000	\$ 106,034,243

(*) Schedule omits general obligation purposes for which no debt was outstanding at March 31 and no debt service was paid during fiscal years 2012-13 through 2021-22.

STATE OF NEW YORK
GENERAL OBLIGATION DEBT
PRINCIPAL AND INTEREST PAYMENTS
FISCAL YEARS 2012-13 THROUGH 2021-22

SCHEDULE 16
(continued)

PURPOSE	YEAR OF FIRST ISSUANCE	YEAR OF LAST MATURITY	March 31, 2019		March 31, 2020		March 31, 2021		March 31, 2022	
			PRINCIPAL	INTEREST	PRINCIPAL	INTEREST	PRINCIPAL	INTEREST	PRINCIPAL	INTEREST
Accelerated Capacity and Transportation Improvements of the Nineties (ACTION)	1989	2031	\$ 15,527,176	\$ 1,252,387	\$ 5,457,617	\$ 631,951	\$ 1,453,289	\$ 347,904	\$ 1,531,170	\$ 295,727
Clean Water/Clean Air:										
Air Quality	1997	2028	651,849	97,831	657,629	70,903	473,909	51,873	202,567	40,083
Safe Drinking Water	1998	2015	-	-	-	-	-	-	-	-
Clean Water	1997	2045	25,706,644	13,838,350	25,640,517	12,026,942	25,653,557	10,523,338	24,416,422	7,675,095
Solid Waste	1999	2040	5,733,562	1,033,435	5,890,743	893,036	5,212,385	623,816	3,889,642	387,179
Environmental Restoration	1998	2035	10,580,460	2,346,493	6,627,358	1,785,718	4,751,754	1,481,173	3,949,782	1,097,163
Energy Conservation Through Improved Transportation (*):										
Rapid Transit and Rail Freight	1981	2033	264,788	65,213	154,061	56,567	176,298	48,908	263,713	38,507
Environmental Quality (1972):										
Air	1977	2021	162,960	4,357	3,063	250	3,184	129	-	-
Land and Wetlands	1976	2029	1,015,660	147,027	929,513	275,481	672,349	240,156	702,110	207,278
Water	1976	2043	4,821,685	524,207	4,565,354	341,697	861,629	234,123	1,873,050	165,412
Environmental Quality (1986):										
Land Acquisition/Development/Restoration/Forests	1989	2035	1,639,551	341,330	1,531,885	287,074	2,634,757	217,189	635,920	89,623
Solid Waste Management	1989	2035	14,079,416	5,011,331	15,908,042	4,175,595	15,421,248	3,288,828	15,043,465	2,597,660
Housing (*):										
Low Income	1941	2024	1,860,000	302,800	2,660,000	342,600	1,860,000	114,507	1,110,000	-
Middle Income	1957	2023	2,185,000	275,781	2,190,000	200,855	2,240,000	161,988	1,280,000	2,242
Park and Recreation Land Acquisition	1959	2018	-	-	-	-	-	-	-	-
Pure Waters	1968	2043	3,217,264	807,568	2,641,435	634,869	2,129,827	527,330	1,126,465	424,059
Rail Preservation	1977	2017	-	-	-	-	-	-	-	-
Rebuild and Renew New York Transportation:										
Highway Facilities	2006	2042	49,599,735	30,971,323	46,968,395	24,252,002	46,347,847	20,823,844	48,396,569	15,962,057
Canals and Waterways	2009	2028	3,310,967	610,476	2,464,683	483,265	1,799,369	378,650	1,876,708	301,311
Aviation	2009	2043	3,177,912	1,915,715	2,327,660	1,408,597	1,878,003	1,287,902	1,486,637	1,090,651
Rail and Port	2007	2045	5,674,448	3,914,118	4,930,815	3,125,938	5,096,387	2,826,266	5,462,831	2,644,360
Mass Transit - Department of Transportation	2008	2031	1,761,001	229,763	1,706,789	625,325	1,792,336	573,235	1,648,894	544,768
Mass Transit - Metropolitan Transportation Authority	2006	2043	37,449,646	33,753,945	28,077,077	26,877,030	25,368,452	24,685,486	25,724,937	20,228,617
Rebuild New York - Transportation Infrastructure Renewal:										
Highways, Parkways and Bridges	1984	2025	178,281	44,303	185,622	34,427	196,324	25,242	180,373	16,201
Ports, Canals and Waterways	1984	2013	-	-	-	-	-	-	-	-
Rapid Transit, Rail and Aviation	1984	2027	1,088,953	146,600	555,054	112,617	479,171	86,761	393,136	64,954
Smart Schools Bond Act	2018	2035	9,382,699	4,557,673	17,713,092	8,701,207	18,351,447	8,062,853	30,672,798	12,030,787
Transportation Capital Facilities (*):										
Aviation	1971	2027	720,343	140,553	928,596	116,514	441,478	90,412	837,811	60,379
Mass Transportation	1970	2017	-	-	-	-	-	-	-	-
TOTALS			\$ 199,790,000	\$ 102,332,579	\$ 180,715,000	\$ 87,460,460	\$ 165,295,000	\$ 76,701,913	\$ 172,705,000	\$ 65,964,113

(*) Schedule omits general obligation purposes for which no debt was outstanding at March 31 and no debt service was paid during fiscal years 2012-13 through 2021-22.

**STATE OF NEW YORK
FUTURE GENERAL OBLIGATION DEBT SERVICE
REQUIREMENTS PAYABLE FROM DEBT SERVICE FUNDS (*)**

SCHEDULE 17

PURPOSE	March 31, 2023			March 31, 2024			March 31, 2025		
	PRINCIPAL	INTEREST	TOTAL	PRINCIPAL	INTEREST	TOTAL	PRINCIPAL	INTEREST	TOTAL
Accelerated Capacity and Transportation									
Improvements of the Nineties (ACTION).....	\$ 1,537,312	\$ 240,537	\$ 1,777,849	\$ 1,538,198	\$ 186,105	\$ 1,724,303	\$ 1,832,312	\$ 129,061	\$ 1,961,373
Clean Water/Clean Air (**):									
Air Quality.....	173,110	34,596	207,706	177,957	29,749	207,706	183,206	24,499	207,705
Clean Water.....	23,042,981	6,885,477	29,928,458	19,768,154	6,233,156	26,001,310	21,677,920	5,678,155	27,356,075
Solid Waste.....	764,892	207,950	972,842	845,962	181,958	1,027,920	871,056	156,737	1,027,793
Environmental Restoration.....	2,582,354	939,381	3,521,735	2,488,028	861,638	3,349,666	2,816,692	788,343	3,605,035
Energy Conservation Through Improved Transportation (**):									
Rapid Transit and Rail Freight.....	171,238	27,634	198,872	155,308	19,470	174,778	135,012	12,212	147,224
Environmental Quality (1972) (**):									
Land and Wetlands.....	698,642	172,836	871,478	662,368	139,599	801,967	698,501	107,111	805,612
Water.....	807,421	106,488	913,909	427,613	77,113	504,726	105,601	67,111	172,712
Environmental Quality (1986):									
Land Acquisition/Development/Restoration/Forests.....	313,800	63,194	376,994	258,680	52,674	311,354	289,376	43,772	333,148
Solid Waste Management.....	14,242,210	1,992,915	16,235,125	12,932,834	1,484,501	14,417,335	12,931,318	1,044,656	13,975,974
Housing (**):									
Low Income.....	1,920,000	12,471	1,932,471	1,085,000	5,750	1,090,750	-	-	-
Middle Income.....	515,000	10,558	525,558	-	-	-	-	-	-
Pure Waters	1,123,803	375,642	1,499,445	756,993	337,784	1,094,777	566,767	316,315	883,082
Rebuild and Renew New York Transportation:									
Highway Facilities.....	46,261,665	14,310,847	60,572,512	46,482,034	12,922,290	59,404,324	55,333,421	11,736,130	67,069,551
Canals and Waterways.....	1,399,233	219,645	1,618,878	1,249,027	163,363	1,412,390	1,300,277	112,113	1,412,390
Aviation.....	1,524,623	1,050,662	2,575,285	1,433,377	1,009,479	2,442,856	1,810,379	983,496	2,793,875
Rail and Port.....	5,614,619	2,493,703	8,108,322	5,788,505	2,335,452	8,123,957	6,817,246	2,177,952	8,995,198
Mass Transit - Department of Transportation.....	1,718,160	481,746	2,199,906	1,785,736	414,171	2,199,907	1,857,353	342,553	2,199,906
Mass Transit - Metropolitan Transportation Authority.....	22,796,399	19,435,900	42,232,299	15,467,473	18,843,328	34,310,801	27,641,653	18,544,744	46,186,397
Rebuild New York - Transportation Infrastructure Renewal (**):									
Highways, Parkways and Bridges.....	171,074	7,183	178,257	3,034	311	3,345	3,187	159	3,346
Rapid Transit, Rail and Aviation.....	371,991	45,825	417,816	383,448	26,939	410,387	144,269	13,747	158,016
Smart Schools Bond Act	32,022,172	10,918,108	42,940,280	33,314,362	9,625,918	42,940,280	34,682,083	8,258,197	42,940,280
Transportation Capital Facilities (**):									
Aviation.....	312,300	31,627	343,927	350,911	15,048	365,959	107,372	3,589	110,961
TOTAL FUTURE DEBT SERVICE REQUIREMENTS	\$ 160,084,999	\$ 60,064,925	\$ 220,149,924	\$ 147,355,002	\$ 54,965,796	\$ 202,320,798	\$ 171,805,001	\$ 50,540,652	\$ 222,345,653

(*) See Accompanying Footnotes

(**) Schedule omits general obligation purposes for which there are no future debt service requirements.

STATE OF NEW YORK
 FUTURE GENERAL OBLIGATION DEBT SERVICE
 REQUIREMENTS PAYABLE FROM DEBT SERVICE FUNDS (*)

SCHEDULE 17
 (continued)

PURPOSE	March 31, 2026			March 31, 2027			THEREAFTER			TOTAL FUTURE DEBT SERVICE		
	PRINCIPAL	INTEREST	TOTAL	PRINCIPAL	INTEREST	TOTAL	PRINCIPAL	INTEREST	TOTAL	PRINCIPAL	INTEREST	TOTAL
Accelerated Capacity and Transportation Improvements of the Nineties (ACTION)	\$ 964,576	\$ 86,841	\$ 1,051,417	\$ 681,249	\$ 65,042	\$ 746,291	\$ 1,907,357	\$ 113,873	\$ 2,021,230	\$ 8,461,004	\$ 821,459	\$ 9,282,463
Clean Water/Clean Air (**):												
Air Quality.....	188,794	18,911	207,705	194,741	12,964	207,705	201,070	6,635	207,705	1,118,878	127,354	1,246,232
Clean Water.....	20,838,926	5,091,613	25,930,539	22,274,819	4,513,658	26,788,477	145,642,677	26,609,809	172,252,486	253,245,477	55,011,868	308,257,345
Solid Waste.....	960,659	128,352	1,089,011	1,021,682	98,745	1,120,427	2,730,062	246,536	2,976,598	7,194,313	1,020,278	8,214,591
Environmental Restoration.....	2,835,858	703,078	3,538,936	3,335,972	610,838	3,946,810	18,692,869	2,006,851	20,699,720	32,751,773	5,910,129	38,661,902
Energy Conservation Through Improved Transportation (**):												
Rapid Transit and Rail Freight.....	-	8,837	8,837	27,186	8,530	35,716	269,999	26,126	296,125	758,743	102,809	861,552
Environmental Quality (1972) (**):												
Land and Wetlands.....	479,961	72,908	552,869	503,256	49,614	552,870	522,674	25,459	548,133	3,565,402	567,527	4,132,929
Water.....	108,891	65,126	174,017	116,343	62,827	179,170	2,099,842	518,550	2,618,392	3,665,711	897,215	4,562,926
Environmental Quality (1986):												
Land Acquisition/Development/Restoration/Forests.....	221,259	35,675	256,934	158,629	28,915	187,544	815,206	98,049	913,255	2,056,950	322,279	2,379,229
Solid Waste Management.....	7,790,950	731,330	8,522,280	4,849,699	532,033	5,381,732	15,212,828	1,309,867	16,522,695	67,959,839	7,095,302	75,055,141
Housing (**):												
Low Income.....	-	-	-	-	-	-	-	-	-	3,005,000	18,221	3,023,221
Middle Income.....	-	-	-	-	-	-	-	-	-	515,000	10,558	525,558
Pure Waters.....	483,036	301,696	784,732	503,977	290,268	794,245	8,924,905	1,553,528	10,478,433	12,359,481	3,175,233	15,534,714
Rebuild and Renew New York Transportation:												
Highway Facilities.....	54,229,222	10,274,996	64,504,218	59,953,166	8,748,411	68,701,577	251,794,605	22,101,986	273,896,591	514,054,113	80,094,660	594,148,773
Canals and Waterways.....	579,704	58,069	637,773	597,964	39,807	637,771	617,398	20,374	637,772	5,743,603	613,371	6,356,974
Aviation.....	1,844,199	946,688	2,790,887	1,980,083	904,944	2,885,027	30,385,393	7,310,105	37,695,498	38,978,054	12,205,374	51,183,428
Rail and Port.....	6,429,028	1,990,104	8,419,132	6,688,273	1,799,278	8,487,551	53,400,687	11,797,269	65,197,956	84,738,358	22,593,758	107,332,116
Mass Transit - Department of Transportation.....	1,933,835	266,071	2,199,906	2,016,126	183,781	2,199,907	2,969,436	140,418	3,109,854	12,280,646	1,828,740	14,109,386
Mass Transit - Metropolitan Transportation Authority.....	28,236,690	17,952,085	46,188,775	32,366,002	17,269,715	49,635,717	538,876,270	134,990,602	673,866,872	665,384,487	227,036,374	892,420,861
Rebuild New York - Transportation Infrastructure Renewal (**):												
Highways, Parkways and Bridges.....	-	-	-	-	-	-	-	-	-	177,295	7,653	184,948
Rapid Transit, Rail and Aviation.....	147,351	6,457	153,808	123,197	1,386	124,583	-	-	-	1,170,256	94,354	1,264,610
Smart Schools Bond Act.....	36,142,059	6,798,221	42,940,280	37,712,409	5,227,872	42,940,281	102,396,721	12,544,272	114,940,993	276,269,806	53,372,588	329,642,394
Transportation Capital Facilities (**):												
Aviation.....	-	904	904	40,227	452	40,679	-	-	-	810,810	51,620	862,430
TOTAL FUTURE DEBT SERVICE REQUIREMENTS.....	\$ 164,414,998	\$ 45,537,962	\$ 209,952,960	\$ 175,145,000	\$ 40,449,080	\$ 215,594,080	\$ 1,177,459,999	\$ 221,420,309	\$ 1,398,880,308	\$ 1,996,264,999	\$ 472,978,724	\$ 2,469,243,723

(*) See Accompanying Footnotes

(**) Schedule omits general obligation purposes for which there are no future debt service requirements.

STATE OF NEW YORK
DEBT SERVICE FUNDS
LEASE/PURCHASE AND OTHER FINANCING AGREEMENT DISBURSEMENTS
FISCAL YEAR ENDED MARCH 31, 2022

SCHEDULE 18

Special Contractual Financing Obligations:	DEBT	GENERAL	DEPARTMENT	LOCAL	MENTAL	REVENUE	SALES TAX	COMBINED TOTALS	
	REDUCTION	DEBT	OF HEALTH	GOVERNMENT	HEALTH	BOND	REVENUE BOND	2021-22	2020-21
	RESERVE	SERVICE	INCOME	ASSISTANCE	SERVICES	TAX(*)	TAX	FISCAL YEAR ENDED	
	(40000-40049)	(40151)	(40300-40349)	(40450-40499)	(40100-40149)	(40152)	(40154)	2021-22	2020-21
Payments to Public Authorities:									
City University Construction.....	\$ -	\$ 27,593,459	\$ -	\$ -	\$ -	\$ -	\$ -	\$ 27,593,459	\$ 7,115,904
Dormitory Authority:									
Consolidated Service Contract Refunding.....	-	-	-	-	-	-	-	-	-
DASNY Revenue Bond.....	-	-	-	-	-	5,386,186,601	2,676,282,351	8,062,468,952	10,944,061,597
Department of Health Facilities.....	-	-	24,122,878	-	-	-	-	24,122,878	25,467,940
Mental Health Facilities.....	-	-	-	-	10,043,312	-	-	10,043,312	8,334,220
Secured Hospital Program.....	-	1,627,568	-	-	-	-	-	1,627,568	25,232,277
SUNY Community Colleges.....	-	10,879,525	-	-	-	-	-	10,879,525	8,347,200
SUNY Educational Facilities.....	-	105,416,691	-	-	-	-	-	105,416,691	25,819,812
Environmental Facilities Corporation.....	-	-	-	-	-	-	-	-	17,266,263
Housing Finance Agency.....	-	1,772,122	-	-	-	-	-	1,772,122	20,324,584
Local Government Assistance Corporation.....	-	-	-	-	-	-	-	-	79,442,835
New York State Thruway Authority:									
Dedicated Highway and Bridge.....	-	73,929,920	-	-	-	-	-	73,929,920	106,686,534
Local Highway and Bridge.....	-	-	-	-	-	-	-	-	-
Transportation.....	-	-	-	-	-	94,805,382	-	94,805,382	65,949,467
Urban Development Corporation:									
Clarkson University.....	-	-	-	-	-	-	-	-	-
Consolidated Service Contract Refunding.....	-	2,180,971	-	-	-	-	-	2,180,971	23,405,116
Debt Reduction Reserve.....	-	-	-	-	-	-	-	-	-
UDC Revenue Bond.....	-	-	-	-	-	3,891,419,867	-	3,891,419,867	1,596,793,277
University Facilities Grant 95 Refunding.....	-	-	-	-	-	-	-	-	11,603
TOTAL.....	\$ -	\$ 223,400,256	\$ 24,122,878	\$ -	\$ 10,043,312	\$ 9,372,411,850	\$ 2,676,282,351	\$ 12,306,260,647	\$ 12,954,258,629

(*) Debt Service does not include interest paid on Revenue Anticipation Notes (General Purpose), Series 2020B that were reimbursed from the Coronavirus Relief Fund within the Special Revenue Federal Funds.

STATE OF NEW YORK
 FUTURE LEASE/PURCHASE AND CONTRACTUAL
 OBLIGATION REQUIREMENTS (*)
 PAYABLE FROM DEBT SERVICE FUNDS
 (amounts in thousands)

SCHEDULE 19

Lease/Purchase and Other Contractual Financing Obligations:	March 31, 2023			March 31, 2024			March 31, 2025			March 31, 2026		
	PRINCIPAL	INTEREST	TOTAL	PRINCIPAL	INTEREST	TOTAL	PRINCIPAL	INTEREST	TOTAL	PRINCIPAL	INTEREST	TOTAL
Dormitory Authority:												
All purposes excluding SUNY and CUNY Senior Colleges.....	\$ 873,670	\$ 1,034,638	\$ 1,908,308	\$ 795,853	\$ 1,000,549	\$ 1,796,402	\$ 974,845	\$ 967,891	\$ 1,942,736	\$ 1,565,570	\$ 930,733	\$ 2,496,303
City University of New York.....	71,140	203,432	274,572	169,045	200,357	369,402	128,230	191,957	320,187	141,890	185,352	327,242
State University of New York.....	327,915	427,930	755,845	230,180	414,714	644,894	311,575	400,079	711,654	386,020	384,456	770,476
Environmental Facilities Corporation	-	-	-	-	-	-	-	-	-	-	-	-
Housing Finance Agency	-	-	-	-	-	-	-	-	-	-	-	-
Local Government Assistance Corporation	-	-	-	-	-	-	-	-	-	-	-	-
New York State Thruway Authority	88,925	117,696	206,621	82,210	113,505	195,715	117,240	109,174	226,414	122,625	103,104	225,729
Urban Development Corporation:												
All purposes excluding SUNY and CUNY Senior Colleges.....	1,307,075	784,617	2,091,692	1,242,425	734,552	1,976,977	1,149,150	683,506	1,832,656	1,112,540	636,732	1,749,272
City University of New York.....	-	25	25	-	25	25	-	25	25	-	25	25
State University of New York.....	13,950	27,563	41,513	1,635	27,210	28,845	1,715	27,129	28,844	1,800	27,043	28,843
TOTALS	\$ 2,682,675	\$ 2,595,901	\$ 5,278,576	\$ 2,521,348	\$ 2,490,912	\$ 5,012,260	\$ 2,682,755	\$ 2,379,761	\$ 5,062,516	\$ 3,330,445	\$ 2,267,445	\$ 5,597,890

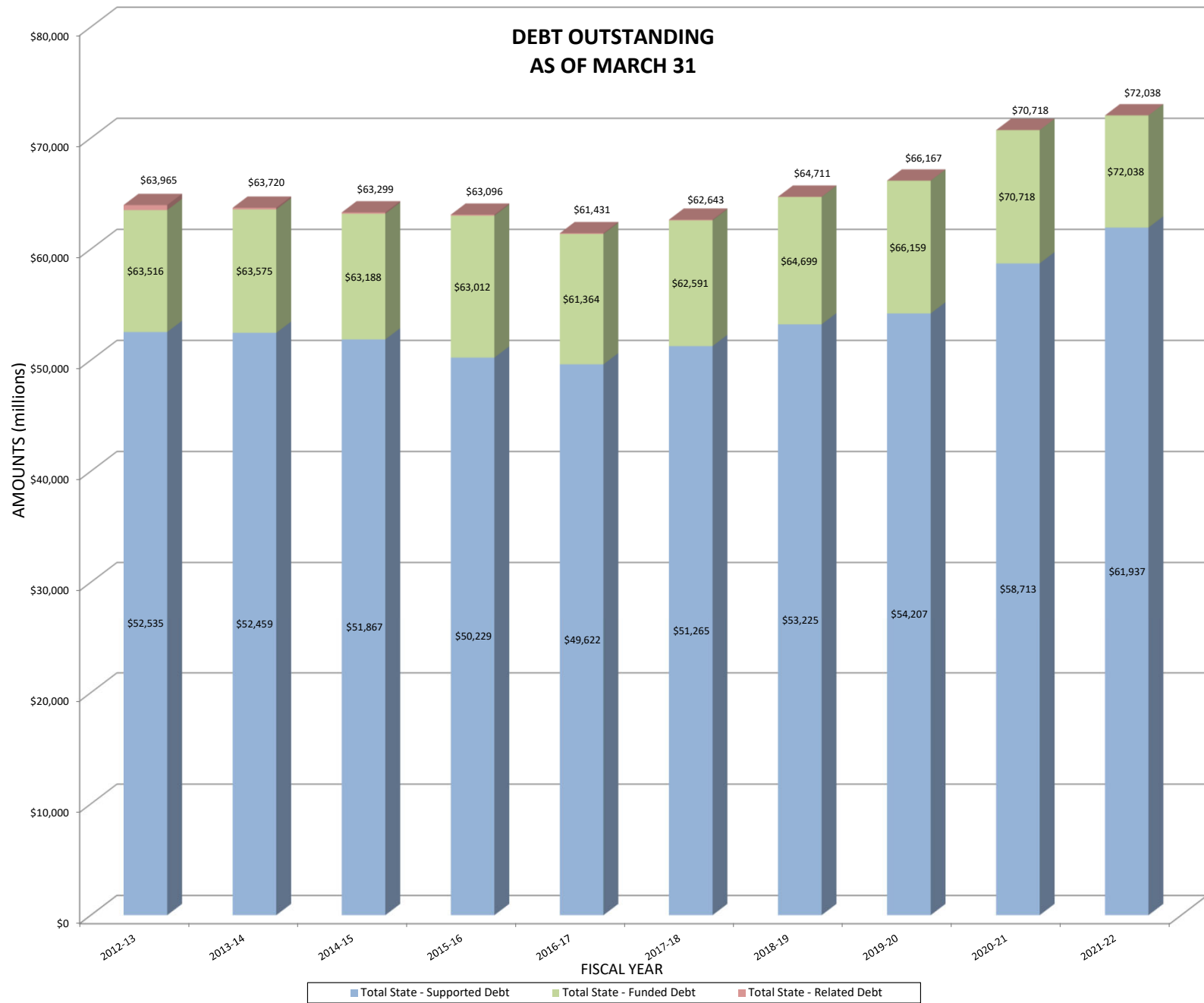
(*) See Accompanying Footnotes

STATE OF NEW YORK
 FUTURE LEASE/PURCHASE AND CONTRACTUAL
 OBLIGATION REQUIREMENTS (*)
 PAYABLE FROM DEBT SERVICE FUNDS
 (amounts in thousands)

SCHEDULE 19
 (continued)

Lease/Purchase and Other Contractual Financing Obligations:	March 31, 2027			THEREAFTER			TOTAL FUTURE DEBT SERVICE		
	PRINCIPAL	INTEREST	TOTAL	PRINCIPAL	INTEREST	TOTAL	PRINCIPAL	INTEREST	TOTAL
Dormitory Authority:									
All purposes excluding SUNY and CUNY Senior Colleges.....	\$ 1,399,990	\$ 866,283	\$ 2,266,273	\$ 18,399,925	\$ 7,265,996	\$ 25,665,921	\$ 24,009,853	\$ 12,066,090	\$ 36,075,943
City University of New York.....	183,360	178,507	361,867	3,688,310	1,711,170	5,399,480	4,381,975	2,670,775	7,052,750
State University of New York.....	398,695	366,085	764,780	7,504,165	3,729,493	11,233,658	9,158,550	5,722,757	14,881,307
Environmental Facilities Corporation	-	-	-	-	-	-	-	-	-
Housing Finance Agency	-	-	-	-	-	-	-	-	-
Local Government Assistance Corporation	-	-	-	-	-	-	-	-	-
New York State Thruway Authority	93,155	97,712	190,867	2,194,590	1,286,758	3,481,348	2,698,745	1,827,949	4,526,694
Urban Development Corporation:									
All purposes excluding SUNY and CUNY Senior Colleges.....	1,083,905	591,003	1,674,908	13,038,614	5,546,451	18,585,065	18,933,709	8,976,861	27,910,570
City University of New York.....	-	25	25	567	366	933	567	491	1,058
State University of New York.....	1,890	26,953	28,843	736,405	517,658	1,254,063	757,395	653,556	1,410,951
TOTALS	\$ 3,160,995	\$ 2,126,568	\$ 5,287,563	\$ 45,562,576	\$ 20,057,892	\$ 65,620,468	\$ 59,940,794	\$ 31,918,479	\$ 91,859,273

(*) See Accompanying Footnotes



STATE OF NEW YORK
DEBT OUTSTANDING AS OF MARCH 31
FISCAL YEARS 2012-13 THROUGH 2021-22
(amounts in millions)

SCHEDULE 20

	<u>2012-13</u>	<u>2013-14</u>	<u>2014-15</u>	<u>2015-16</u>	<u>2016-17</u>	<u>2017-18</u>	<u>2018-19</u>	<u>2019-20</u>	<u>2020-21</u>	<u>2021-22</u>
<u>STATE - SUPPORTED DEBT</u>										
General Obligation Debt.....	\$ 3,524	\$ 3,191	\$ 3,018	\$ 2,727	\$ 2,463	\$ 2,371	\$ 2,286	\$ 2,131	\$ 2,169	\$ 1,996
Lease/Purchase and Contractual										
Obligation Debt.....	49,011	49,268	48,849	47,502	47,159	48,894	50,939	52,076	56,544	59,941
SUBTOTAL - STATE - SUPPORTED DEBT.....	52,535	52,459	51,867	50,229	49,622	51,265	53,225	54,207	58,713	61,937
<u>STATE - FUNDED DEBT</u>										
Tobacco Settlement Financing Corporation.....	2,411	2,054	1,745	1,378	660	-	-	-	-	-
Municipal Bond Bank Agency (MBBA).....	294	281	263	234	203	172	139	104	68	30
Sales Tax Asset Receivable Corporation (STARC)....	2,127	2,063	1,996	1,961	1,884	1,805	1,721	1,634	1,542	-
Secured Hospital Debt.....	-	226	204	181	157	142	153	127	100	-
SUNY Dormitory Facilities Revenue Bonds.....	-	440	437	985	956	1,263	1,350	1,787	1,892	1,917
Transitional Finance Agency (TFA).....	6,149	6,052	6,676	8,044	7,882	7,944	8,111	8,300	8,403	8,154
SUBTOTAL - STATE - FUNDED DEBT.....	63,516	63,575	63,188	63,012	61,364	62,591	64,699	66,159	70,718	72,038
<u>STATE - RELATED DEBT</u>										
Moral Obligation Debt.....	12	7	2	2	1	1	-	-	-	-
Secured Hospital Debt - Contingent.....	422	126	100	76	63	51	12	8	-	-
State Guaranteed Authority Debt.....	15	12	9	6	3	-	-	-	-	-
TOTAL DEBT OUTSTANDING.....	\$ 63,965	\$ 63,720	\$ 63,299	\$ 63,096	\$ 61,431	\$ 62,643	\$ 64,711	\$ 66,167	\$ 70,718	\$ 72,038

STATE OF NEW YORK
STATE SUPPORTED DEBT OUTSTANDING AS OF MARCH 31 PER CAPITA (*)
FISCAL YEARS 2012-13 THROUGH 2021-22

SCHEDULE 20a

State supported debt includes capital leases for State facilities, and debt as defined in State Finance Law §67-a, where the State is constitutionally obligated to pay debt service to bondholders or where it is contractually obligated to pay money to public authorities to enable it to make payments on its outstanding bonds.

	2012-13	2013-14	2014-15	2015-16	2016-17	2017-18	2018-19	2019-20	2020-21	2021-22
STATE - SUPPORTED DEBT:										
General Obligation Debt										
Millions of Dollars.....	\$ 3,524	\$ 3,191	\$ 3,018	\$ 2,727	\$ 2,463	\$ 2,371	\$ 2,286	\$ 2,131	\$ 2,169	\$ 1,996
Change from Prior Year.....	0.86%	-9.45%	-5.42%	-9.64%	-9.68%	-3.74%	-3.58%	-6.78%	1.78%	-7.98%
Per Capita.....	180	162	153	138	125	120	117	109	107	101
Lease/Purchase and Contractual Obligation Debt										
Millions of Dollars.....	49,011	49,268	48,849	47,502	47,159	48,894	50,939	52,076	56,544	59,941
Change from Prior Year.....	-0.54%	0.52%	-0.85%	-2.76%	-0.72%	3.68%	4.18%	2.23%	8.58%	6.01%
Per Capita.....	2,501	2,501	2,480	2,399	2,394	2,469	2,612	2,671	2,799	3,027
TOTAL STATE - SUPPORTED DEBT:										
Millions of Dollars.....	\$ 52,535	\$ 52,459	\$ 51,867	\$ 50,229	\$ 49,622	\$ 51,265	\$ 53,225	\$ 54,207	\$ 58,713	\$ 61,937
Change from Prior Year.....	-0.45%	-0.14%	-1.13%	-3.16%	-1.21%	3.31%	3.82%	1.84%	8.31%	5.49%
Per Capita.....	\$ 2,681	\$ 2,663	\$ 2,633	\$ 2,537	\$ 2,519	\$ 2,589	\$ 2,729	\$ 2,780	\$ 2,906	\$ 3,128

(*) Population estimates are based on current information published by the U.S. Census Bureau.

**STATE OF NEW YORK
STATE FUNDED DEBT OBLIGATIONS OUTSTANDING AS OF MARCH 31 PER CAPITA (*)
FISCAL YEARS 2012-13 THROUGH 2021-22**

SCHEDULE 20b

State funded debt obligations include all State-supported debt from Schedule 20a, plus certain other debt where the State has agreed to allow certain other entities to pledge or assign State resources to pay debt service on debt issued for State purposes or to finance State assistance payments to another entity. These obligations include those associated with the sale of the State's share of Tobacco Settlement proceeds, prior year school aid claims, debt issued by the Sales Tax Asset Receivable Corporation (STARC) for NYC debt relief, debt issued by the Transitional Finance Authority (TFA) for NYC school building aid, portions of the secured hospital program and obligations issued to finance certain State University of New York (SUNY) dormitory facilities. Debt service on these obligations is secured by future State local assistance payments (financed with available General Fund resources or taxes), tobacco settlement payments, contingent debt service appropriations or SUNY dormitory rental income.

	2012-13	2013-14	2014-15	2015-16	2016-17	2017-18	2018-19	2019-20	2020-21	2021-22
TOTAL STATE - SUPPORTED DEBT:										
Millions of Dollars.....	\$ 52,535	\$ 52,459	\$ 51,867	\$ 50,229	\$ 49,622	\$ 51,265	\$ 53,225	\$ 54,207	\$ 58,713	\$ 61,937
Change from Prior Year.....	-0.45%	-0.14%	-1.13%	-3.16%	-1.21%	3.31%	3.82%	1.84%	8.31%	5.49%
Per Capita.....	2,681	2,663	2,633	2,537	2,519	2,589	2,729	2,780	2,906	3,128
Tobacco Settlement Financing Corporation										
Millions of Dollars.....	2,411	2,054	1,745	1,378	660	-	-	-	-	-
Change from Prior Year.....	-10.37%	-14.81%	-15.04%	-21.03%	-52.10%	-100.00%	0.00%	0.00%	0.00%	0.00%
Per Capita.....	123	104	89	70	34	-	-	-	-	-
Municipal Bond Bank Agency (MBBA)										
Millions of Dollars.....	294	281	263	234	203	172	139	104	68	30
Change from Prior Year.....	-20.11%	-4.42%	-6.41%	-11.03%	-13.25%	-15.27%	-19.19%	-25.18%	-34.62%	-55.88%
Per Capita.....	15	14	13	12	10	9	7	5	3	1
Sales Tax Asset Receivable Corporation (STARC)										
Millions of Dollars.....	2,127	2,063	1,996	1,961	1,884	1,805	1,721	1,634	1,542	-
Change from Prior Year.....	-2.79%	-3.01%	-3.25%	-1.75%	-3.93%	-4.19%	-4.65%	-5.06%	-5.63%	-100.00%
Per Capita.....	109	105	101	99	96	91	88	84	76	-
Secured Hospital Debt										
Millions of Dollars.....	-	226	204	181	157	142	153	127	100	-
Change from Prior Year.....	0.00%	100.00%	-9.73%	-11.27%	-13.26%	-9.55%	7.75%	-16.99%	-21.26%	-100.00%
Per Capita.....	-	11	10	9	8	7	8	6	5	-
SUNY Dormitory Facilities Revenue Bonds										
Millions of Dollars.....	-	440	437	985	956	1,263	1,350	1,787	1,892	1,917
Change from Prior Year.....	0.00%	100.00%	-0.68%	125.40%	-2.94%	32.11%	6.89%	32.37%	5.88%	1.32%
Per Capita.....	-	22	22	50	49	64	69	92	94	97
Transitional Finance Authority (TFA)										
Millions of Dollars.....	6,149	6,052	6,676	8,044	7,882	7,944	8,111	8,300	8,403	8,154
Change from Prior Year.....	15.82%	-1.58%	10.31%	20.49%	-2.01%	0.79%	2.10%	2.33%	1.24%	-2.96%
Per Capita.....	314	307	339	406	400	401	416	426	416	412
TOTAL STATE - FUNDED DEBT:										
Millions of Dollars.....	\$ 63,516	\$ 63,575	\$ 63,188	\$ 63,012	\$ 61,364	\$ 62,591	\$ 64,699	\$ 66,159	\$ 70,718	\$ 72,038
Change from Prior Year.....	0.30%	0.09%	-0.61%	-0.28%	-2.62%	2.00%	3.37%	2.26%	6.89%	1.87%
Per Capita.....	\$ 3,242	\$ 3,227	\$ 3,208	\$ 3,182	\$ 3,116	\$ 3,161	\$ 3,317	\$ 3,393	\$ 3,500	\$ 3,638

(*) Population estimates are based on current information published by the U.S. Census Bureau.

**STATE OF NEW YORK
STATE RELATED DEBT OBLIGATIONS OUTSTANDING AS OF MARCH 31 PER CAPITA (*)
FISCAL YEARS 2012-13 THROUGH 2021-22**

SCHEDULE 20c

State related debt obligations include all State funded debt from Schedule 20b, plus certain other debt issued by various authorities that may be supported by contingent State obligations to make payments. Such moral obligation, contingent obligation (secured hospital debt where the State has not been called on to pay debt service) and State guaranteed authority debt carries a pledge by the State to finance deficiencies in the authority's debt service or debt service reserve funds, if necessary.

	<u>2012-13</u>	<u>2013-14</u>	<u>2014-15</u>	<u>2015-16</u>	<u>2016-17</u>	<u>2017-18</u>	<u>2018-19</u>	<u>2019-20</u>	<u>2020-21</u>	<u>2021-22</u>
TOTAL STATE - FUNDED DEBT:										
Millions of Dollars.....	\$ 63,516	\$ 63,575	\$ 63,188	\$ 63,012	\$ 61,364	\$ 62,591	\$ 64,699	\$ 66,159	\$ 70,718	\$ 72,038
Change from Prior Year.....	0.30%	0.09%	-0.61%	-0.28%	-2.62%	2.00%	3.37%	2.26%	6.89%	1.87%
Per Capita.....	3,242	3,227	3,208	3,182	3,116	3,161	3,317	3,393	3,500	3,638
Moral Obligation Debt										
Millions of Dollars.....	12	7	2	2	1	1	-	-	-	-
Change from Prior Year.....	-40.00%	-41.67%	-71.43%	0.00%	-50.00%	0.00%	-100.00%	0.00%	0.00%	0.00%
Per Capita.....	1	-	-	-	-	-	-	-	-	-
Secured Hospital Debt - Contingent										
Millions of Dollars.....	422	126	100	76	63	51	12	8	-	-
Change from Prior Year.....	-16.10%	-70.14%	-20.63%	-24.00%	-17.11%	-19.05%	-76.47%	-33.33%	-100.00%	0.00%
Per Capita.....	22	6	5	4	3	3	1	-	-	-
State Guaranteed Authority Debt										
Millions of Dollars.....	15	12	9	6	3	-	-	-	-	-
Change from Prior Year.....	-21.05%	-20.00%	-25.00%	-33.33%	-50.00%	-100.00%	0.00%	0.00%	0.00%	0.00%
Per Capita.....	1	1	-	-	-	-	-	-	-	-
TOTAL STATE - RELATED DEBT:										
Millions of Dollars.....	\$ 63,965	\$ 63,720	\$ 63,299	\$ 63,096	\$ 61,431	\$ 62,643	\$ 64,711	\$ 66,167	\$ 70,718	\$ 72,038
Change from Prior Year.....	0.15%	-0.38%	-0.66%	-0.32%	-2.64%	1.97%	3.30%	2.25%	6.88%	1.87%
Per Capita.....	\$ 3,266	\$ 3,235	\$ 3,213	\$ 3,187	\$ 3,119	\$ 3,164	\$ 3,318	\$ 3,393	\$ 3,500	\$ 3,638

(*) Population estimates are based on current information published by the U.S. Census Bureau.

STATE OF NEW YORK
GENERAL FUND
COMBINING STATEMENT OF SELECTED DEPARTMENTAL DISBURSEMENTS
FISCAL YEAR ENDED MARCH 31, 2022
(amounts in thousands)

SCHEDULE 21

Department/Division	LOCAL ASSISTANCE GRANTS										OPERATIONS		TOTAL		
	Environment and Recreation		General Government	Medicaid	Other Public Health	Public Safety	Public Welfare	Support and Regulate Business	Transportation	Total Grants	Personal Service	Non-Personal Service	General State Charges	2021-22	2020-21
	Education	Recreation	Government	Medicaid	Public Health	Public Safety	Public Welfare	Support and Regulate Business	Transportation	Total Grants	Personal Service	Non-Personal Service	General State Charges	2021-22	2020-21
Addiction Services and Supports, Office of.....	\$ 122	\$ -	\$ 9	\$ 26,320	\$ 347,392	\$ -	\$ -	\$ -	\$ -	\$ 373,843	\$ 62,771	\$ 17,967	\$ -	\$ 454,581	\$ 419,367
Adirondack Park Agency	-	-	-	-	-	-	-	-	-	-	4,145	311	-	4,456	4,483
Aging, State Office for the.....	-	-	52	25,011	137,035	-	-	-	-	162,098	2,153	1,571	-	165,822	163,935
Agriculture and Markets, Department of	72	-	-	-	-	-	-	32,359	-	32,431	31,626	4,816	-	68,873	58,491
Alcoholic Beverage Control, Division of.....	-	-	-	-	-	-	-	-	-	-	6,242	1,076	-	7,318	9,195
Arts, Council on the.....	90,396	-	-	-	-	-	-	-	-	90,396	2,678	1,472	-	94,546	34,605
Budget, Division of the	-	-	-	-	-	-	-	-	-	-	25,460	1,050	416	26,926	24,473
Children and Family Services, Office of	50,102	-	68,001	51,940	-	2,129	1,662,446	-	-	1,834,618	117,792	66,664	6	2,019,080	1,834,963
City University of New York.....	1,666,257	-	-	-	-	-	-	-	-	1,666,257	-	-	-	1,666,257	2,275,159
Civil Service, Department of.....	-	-	15	-	-	-	-	-	-	15	16,236	-	-	16,251	17,047
Commission on Quality of Care and Advocacy	-	-	-	-	-	-	-	-	-	-	-	-	-	-	-
Correction, State Commission of	-	-	-	-	-	-	-	-	-	-	2,677	115	-	2,792	3,252
Corrections and Community Supervision, Department of.....	-	-	-	-	-	48,496	-	-	-	48,496	1,505,005	402,006	55	1,955,562	1,274,823
Criminal Justice Services, Division of.....	50	-	9,517	-	-	141,131	17	-	-	150,715	30,838	5,292	-	186,845	141,414
Economic Development, Department of.....	-	-	-	-	499	-	-	44,780	-	45,279	10,934	1,696	-	57,909	50,806
Education, State Department of.....	26,796,761	-	198	-	-	-	-	-	-	26,796,959	33,373	18,227	-	26,848,559	24,893,011
Elections, Board of	-	-	3,292	-	-	-	-	-	-	3,292	6,676	3,414	-	13,382	19,815
Employee Relations, Office of	-	-	-	-	-	-	-	-	-	-	12,419	17,032	1,680	31,131	28,416
Environmental Conservation, Department of.....	-	6,035	28	-	-	-	-	-	-	6,063	124,921	9,217	-	140,201	107,165
Executive Chamber.....	-	-	-	-	-	-	-	-	-	-	12,493	2,980	-	15,473	13,528
General Services, Office of.....	-	-	-	-	-	-	-	-	-	-	36,739	50,041	-	86,780	82,180
Greenway Heritage Conservancy	-	-	-	-	-	-	-	-	-	-	-	200	-	200	200
Health, Department of.....	-	-	9,132	15,443,429	612,000	-	-	-	-	16,064,561	151,350	1,510,599	2,585	17,729,095	14,895,812
Higher Education Services Corp	612,525	-	-	-	-	-	-	-	-	612,525	442	-	-	612,967	607,759
Homeland Security and Emergency Services, Division of.....	-	-	53	-	-	3,879	-	-	-	3,932	70	(2)	-	4,000	3,748
Housing and Community Renewal, Division of.....	-	75	(45,450)	-	-	-	24,948	-	-	(20,427)	3,048	1,502	-	(15,877)	54,073
Hudson River Valley Greenways	-	89	-	-	-	-	-	-	-	89	89	48	-	226	215
Human Rights, Division of	-	-	-	-	-	-	-	-	-	-	12,045	522	-	12,567	10,436
Information Technology Services, Office of	-	-	-	-	-	-	-	-	-	-	276,530	280,078	-	556,608	534,601
Inspector General, Office of the State.....	-	-	-	-	-	-	-	-	-	-	4,138	1,049	-	5,187	6,049
Interest on Lawyer Account (IOLA).....	-	-	10,233	-	-	4,281	-	-	-	14,514	-	-	-	14,514	12,806
Judicial Conduct, Commission on.....	-	-	-	-	-	-	-	-	-	-	4,492	1,655	-	6,147	5,794
Judicial Nomination	-	-	-	-	-	-	-	-	-	-	-	-	-	-	-
Judicial Screening	-	-	-	-	-	-	-	-	-	-	-	1	-	1	3
Justice Center for the Protection of People with Special Needs	-	-	-	-	230	-	-	-	-	230	23,805	6,898	-	30,933	43,433
Labor, Department of	-	-	67,641	-	-	-	2,018,317	-	-	2,085,958	832	39,596	-	2,126,386	8,738
Law, Department of.....	-	-	-	-	-	-	-	-	-	-	109,126	12,917	-	122,043	108,488
Legislature.....	-	-	-	-	-	-	-	-	-	-	176,209	52,539	-	228,748	225,102
Lieutenant Governor	-	-	-	-	-	-	-	-	-	-	759	86	-	845	886
Medicaid Inspector General, Office of	-	-	-	-	-	-	-	-	-	-	16,896	2,075	-	18,971	18,443
Mental Health, Office of.....	500	-	-	322,914	1,161,042	-	-	-	-	1,484,456	1,212,582	295,936	-	2,992,974	2,607,845
Military and Naval Affairs, Division of.....	-	-	-	-	-	1,394	-	-	-	1,394	12,664	4,934	-	18,992	20,855
Motor Vehicles, Department of.....	-	-	-	-	-	-	-	-	-	-	9,115	1,358	-	10,473	11,256
National and Community Service	-	-	-	-	-	-	267	-	-	267	282	-	-	549	518
NYS Gaming Commission	-	-	-	-	-	-	-	-	-	-	3,098	1,084	-	4,182	5,737
NYS Joint Commission on Public Ethics	-	-	-	-	-	-	-	-	-	-	4,809	749	-	5,558	4,915

STATE OF NEW YORK
GENERAL FUND
COMBINING STATEMENT OF SELECTED DEPARTMENTAL DISBURSEMENTS
FISCAL YEAR ENDED MARCH 31, 2022
(amounts in thousands)

SCHEDULE 21
(continued)

Department/Division	LOCAL ASSISTANCE GRANTS										OPERATIONS			TOTAL	
	Education	Environment & Recreation	General Government	Medicaid	Other Public Health	Public Safety	Public Welfare	Support and Regulate Business	Transportation	Total Grants	Personal Service	Non-Personal Service	General State Charges	2021-22	2020-21
Parks, Recreation and Historic Preservation, Office of.....	\$ -	\$ 475	\$ 203	\$ -	\$ -	\$ -	\$ -	\$ -	\$ -	\$ 678	\$ 116,361	\$ 5,882	\$ -	\$ 122,921	\$ 113,608
People With Developmental Disabilities, Office for.....	-	-	8	2,411,600	401,082	-	-	-	-	2,812,690	1,201,387	173,994	-	4,188,071	1,707,171
Prevention of Domestic Violence, Office for the	-	-	-	-	-	-	2,880	-	-	2,880	980	78	-	3,938	2,736
Public Benefits Corporations:															
Dormitory Authority.....	-	-	-	-	-	-	-	-	-	-	-	-	-	-	3,240
Energy Research and Development Authority	-	-	825	-	-	-	-	-	-	825	-	-	-	825	-
Javits Convention Center.....	-	-	-	-	-	-	-	-	-	-	-	58,657	-	58,657	37,351
Olympic Regional Development Authority	-	-	-	-	-	-	-	-	-	-	7,125	5,328	1,487	13,940	12,641
Power Authority	-	-	-	-	-	-	-	-	-	-	-	43,000	-	43,000	43,000
Urban Development Corporation (Empire State Dev Corp).....	-	-	1,371	-	-	13	-	702,992	-	704,376	1,000	-	-	705,376	62,142
Public Employment Relations Board	-	-	-	-	-	-	-	-	-	-	3,576	143	-	3,719	3,533
State Comptroller, Office of the.....	-	-	32,025	-	-	-	-	-	-	32,025	122,688	20,785	-	175,498	163,807
State Police, Division of.....	-	-	-	-	-	-	-	-	-	-	454,615	38,120	8	492,743	360,143
State University of New York.....	469,831	-	-	-	198	-	-	-	-	470,029	2,102	5,502	22	477,655	448,776
State, Department of.....	-	-	20,563	-	-	-	-	-	-	20,563	7,617	359	-	28,539	22,477
Statewide Financial System.....	-	-	-	-	-	-	-	-	-	-	12,352	17,774	-	30,126	29,229
Tax Appeals, Division of	-	-	-	-	-	-	-	-	-	-	2,726	172	-	2,898	2,950
Taxation and Finance, Department of.....	-	-	780	-	-	-	-	-	-	780	242,585	19,122	12	262,499	255,358
Temporary and Disability Assistance, Office of	-	-	546	502,382	16,155	-	1,345,821	-	-	1,864,904	65,668	68,593	-	1,999,165	1,923,505
Transportation, Department of.....	-	-	-	-	-	-	-	-	122,990	122,990	142,505	159,391	-	424,886	418,115
Unified Court System.....	-	-	74,454	-	-	-	-	-	-	74,454	1,606,145	229,276	962,644	2,872,519	2,706,622
Veterans' Services, Division of	-	-	31	-	-	-	9,231	-	-	9,262	5,799	221	-	15,282	14,232
Victim Services, Office of.....	-	-	5	-	-	-	-	-	-	5	-	-	-	5	77
Welfare Inspector General, Office of	-	-	-	-	-	-	-	-	-	-	504	4	-	508	609
All Other.....	-	-	809,708	-	-	-	-	-	-	809,708	-	9,290	8,014,507	8,833,505	7,141,956
Total.....	\$ 29,686,616	\$ 6,674	\$ 1,063,240	\$ 18,783,596	\$ 2,675,633	\$ 201,323	\$ 5,063,927	\$ 780,131	\$ 122,990	\$ 58,384,130	\$ 8,063,294	\$ 3,674,462	\$ 8,983,422	\$ 79,105,308	\$ 66,117,118

STATE OF NEW YORK
SPECIAL REVENUE FUNDS - STATE
COMBINING STATEMENT OF SELECTED DEPARTMENTAL DISBURSEMENTS
FISCAL YEAR ENDED MARCH 31, 2022
(amounts in thousands)

SCHEDULE 22

Department/Division	LOCAL ASSISTANCE GRANTS										OPERATIONS			TOTAL	
	Environment and Recreation		General Government	Medicaid	Other Public Health	Public Safety	Public Welfare	Support and Regulate Business	Transportation	Total Grants	Personal Service	Non-Personal Service	General State Charges	2021-22	2020-21
	Education	Recreation	Government												
Addition Services and Supports, Office of.....	\$ -	\$ -	\$ -	\$ -	\$ 2,517	\$ -	\$ -	\$ -	\$ -	\$ 2,517	\$ -	\$ 4,421	\$ -	\$ 6,938	\$ 7,814
Aging, State Office for the.....	-	-	-	-	250	-	-	-	-	250	136	3	71	460	472
Agriculture and Markets, Department of	-	-	-	-	-	-	-	-	-	-	3,183	1,820	1,402	6,405	6,640
Arts, Council on the.....	52	-	-	-	-	-	-	-	-	52	-	-	-	52	337
Alcoholic Beverage Control, Division of.....	-	-	-	-	-	-	-	-	-	-	2,312	2,760	1,298	6,370	-
Budget, Division of the	-	-	-	-	-	-	-	-	-	-	1,347	(16,622)	842	(14,433)	27,320
Children and Family Services, Office of	-	-	-	-	-	-	1,074	-	-	1,074	3,324	8,888	2,071	15,357	15,348
City University of New York	-	-	-	-	-	-	-	-	-	-	-	-	-	-	100,799
Civil Service, Department of.....	-	-	-	-	-	-	-	-	-	-	29	1	20	50	155
Commission on Quality of Care and Advocacy	-	-	-	-	-	-	-	-	-	-	-	-	-	-	-
Corrections and Community Supervision, Department of.....	-	-	-	-	-	-	-	-	-	-	196	44	126	366	1,028
Criminal Justice Services, Division of.....	-	-	-	-	-	81,081	-	-	-	81,081	141	15	-	81,237	10,445
Economic Development, Department of.....	-	-	-	-	-	-	-	-	-	-	94	515	57	666	918
Education, State Department of.....	5,401,799	-	-	-	-	-	-	-	-	5,401,799	60,245	23,800	39,026	5,524,870	5,811,296
Elections, Board of.....	-	-	-	-	-	-	-	-	-	-	-	236	-	236	5,521
Employee Relations, Office of	-	-	-	-	-	-	-	-	-	-	447	16	279	742	692
Environmental Conservation, Department of.....	-	-	-	-	-	-	-	-	-	-	91,161	21,939	50,565	163,665	157,729
Financial Control Board for New York City	-	-	-	-	-	-	-	-	-	-	887	711	543	2,141	2,574
Financial Services, Department of.....	-	-	-	-	82,100	-	-	16,641	-	98,741	136,879	39,288	85,107	360,015	358,478
General Services, Office of.....	-	-	-	-	-	-	-	-	-	-	4,506	3,560	2,799	10,865	10,949
Health, Department of.....	-	-	-	5,815,260	1,077,138	-	211	50,252	-	6,942,861	92,708	152,463	41,144	7,229,176	6,684,358
Higher Education Services Corp	-	-	-	-	-	918	-	-	-	918	8,371	6,926	5,760	21,975	33,062
Homeland Security and Emergency Services, Division of.....	-	-	-	-	-	61,557	-	1,978	-	63,535	32,994	16,252	6,787	119,568	101,909
Housing and Community Renewal, Division of.....	-	-	-	-	-	-	577	-	-	577	38,931	10,705	20,605	70,818	71,020
Indigent Legal Services, Office of.....	-	-	-	-	-	117,660	-	-	-	117,660	2,764	240	1,716	122,380	117,852
Information Technology Services, Office of	-	-	-	-	-	-	-	-	-	-	-	-	-	-	-
Inspector General, Office of the State.....	-	-	-	-	-	-	-	-	-	-	-	476	-	476	494
Interest on Lawyer Account (IOLA).....	-	-	-	-	-	19,913	-	-	-	19,913	863	531	541	21,848	21,814
Justice Center for the Protection of People with Special Needs.....	-	-	-	-	419	-	-	-	-	419	1,136	37	768	2,360	2,017
Labor, Department of	-	-	-	-	-	-	-	-	-	-	31,485	18,818	19,495	69,798	45,017
Lake George Park Commission.....	-	-	-	-	-	-	-	-	-	-	796	493	407	1,696	1,418
Law, Department of.....	-	-	-	-	-	-	-	-	-	-	40,157	38,882	23,127	102,166	107,208
Legislature	-	-	-	-	-	-	-	-	-	-	-	1,328	-	1,328	937
Medicaid Inspector General, Office of	-	-	-	-	-	-	-	-	-	-	-	-	-	-	-
Mental Health, Office of.....	-	-	-	-	66	-	-	-	-	66	-	5,292	-	5,358	425
Military and Naval Affairs, Division of	-	-	-	-	-	-	-	-	-	-	2	3,801	-	3,803	2,927
Motor Vehicles, Department of.....	-	-	-	-	-	-	-	-	-	-	29,355	12,141	18,189	59,685	60,819
NYS Gaming Commission.....	-	-	89,408	-	-	-	-	-	-	89,408	29,354	12,443	16,161	147,366	114,080
Parks, Recreation and Historic Preservation, Office of.....	-	4,630	-	-	-	-	-	-	-	4,630	24,233	30,883	3,902	63,648	59,280
People With Developmental Disabilities, Office for.....	-	-	-	-	-	-	-	-	-	-	-	72	-	72	61
Prevention of Domestic Violence, Office for the	-	-	-	-	-	60	-	-	-	60	-	-	-	60	-

STATE OF NEW YORK
SPECIAL REVENUE FUNDS - STATE
COMBINING STATEMENT OF SELECTED DEPARTMENTAL DISBURSEMENTS
FISCAL YEAR ENDED MARCH 31, 2022
(amounts in thousands)

SCHEDULE 22
(continued)

Department/Division	LOCAL ASSISTANCE GRANTS										OPERATIONS		TOTAL		
	Environment and Recreation		General Government	Medicaid	Other Public Health	Public Safety	Public Welfare	Support and Regulate Business	Transportation	Total Grants	Personal Service	Non-Personal Service	General State Charges	2021-22	2020-21
	Education	Recreation	Government	Medicaid	Public Health	Safety	Welfare	Regulate Business	Transportation	Grants	Service	Service	Charges	2021-22	2020-21
Public Benefits Corporations:															
Energy Research and Development Authority	\$ -	\$ -	\$ -	\$ -	\$ -	\$ -	\$ -	\$ -	\$ -	\$ -	\$ -	\$ 141	\$ -	\$ 141	\$ 151
Urban Development Corporation (Empire State Dev Corp).....	-	-	-	-	-	-	-	-	-	-	-	-	-	-	
Public Employment Relations Board.....	-	-	-	-	-	-	-	-	-	-	-	69	-	69	
Public Service, Department of	-	-	-	-	-	-	-	877	-	877	45,093	10,135	27,870	83,975	
State, Department of.....	-	-	-	-	-	-	-	-	-	-	27,541	11,636	14,571	53,748	
State Comptroller, Office of the.....	-	-	-	-	-	-	-	-	-	-	14,253	4,661	1,783	20,697	
State Police, Division of.....	-	-	-	-	-	-	-	-	-	-	43,539	28,305	20,519	92,363	
State University of New York Construction Fund	-	-	-	-	-	-	-	-	-	-	-	-	-	-	
State University of New York.....	-	-	-	-	-	-	-	-	-	-	4,211,504	2,303,994	511,495	7,026,993	
Statewide Financial System.....	-	-	-	-	-	-	-	-	-	-	-	-	-	-	
Taxation and Finance, Department of.....	-	-	5,515	-	-	-	-	-	-	5,515	35,643	28,288	22,322	91,768	
Temporary and Disability Assistance, Office of	-	-	-	-	5,696	-	-	-	-	5,696	-	19	-	5,715	
Transportation, Department of.....	-	-	-	-	-	-	-	-	3,663,105	3,663,105	2,347	4,426	1,454	3,671,332	
Unified Court System	-	-	98,888	-	-	-	-	-	-	98,888	70,848	51,816	41,728	263,280	
Victim Services, Office of.....	-	-	-	-	-	14,320	-	-	-	14,320	3,208	271	1,678	19,477	
Welfare Inspector General, Office of	-	-	-	-	-	-	-	-	-	-	-	-	-	-	
Workers' Compensation Board	-	-	-	-	-	-	-	-	-	-	87,960	56,919	55,102	199,981	
Total.....	\$ 5,401,851	\$ 4,630	\$ 193,811	\$ 5,815,260	\$ 1,168,186	\$ 295,509	\$ 1,862	\$ 69,748	\$ 3,663,105	\$ 16,613,962	\$ 5,179,972	\$ 2,903,858	\$ 1,041,330	\$ 25,739,122	\$ 24,832,119

STATE OF NEW YORK
SPECIAL REVENUE FUNDS - FEDERAL
COMBINING STATEMENT OF SELECTED DEPARTMENTAL DISBURSEMENTS
FISCAL YEAR ENDED MARCH 31, 2022
(amounts in thousands)

SCHEDULE 23

Department/Division	LOCAL ASSISTANCE GRANTS										OPERATIONS				TOTAL	
	Education	Environment and Recreation	General Government	Medicaid	Other Public Health	Public Safety	Public Welfare	Support and Regulate Business	Transportation	Total Grants	Personal Service	Non-Personal Service	General State Charges	Debt Service	2021-22	2020-21
Addiction Services and Supports, Office of.....	\$ -	\$ -	\$ -	\$ -	\$ 116,036	\$ -	\$ -	\$ -	\$ -	\$ 116,036	\$ 4,482	\$ 2,672	\$ 893	\$ -	\$ 124,083	\$ 122,583
Adirondack Park Agency.....	-	-	-	-	-	-	-	-	-	-	38	152	24	-	214	-
Aging, State Office for the.....	-	-	-	-	108,560	1,905	912	-	-	111,377	5,379	1,161	223	-	118,140	120,330
Agriculture and Markets, Department of.....	-	-	-	-	-	-	1,098	-	-	1,098	3,964	8,019	2,131	-	15,212	15,313
Arts, Council on the.....	1,411	-	-	-	-	-	-	-	-	1,411	-	140	-	-	1,551	1,264
Alcoholic Beverage Control, Division of.....	-	-	-	-	-	-	-	-	-	-	2,785	5	1,607	-	4,397	-
Budget, Division of the.....	-	-	-	-	-	-	-	-	-	-	-	63,699	-	-	63,699	-
Children and Family Services, Office of.....	-	-	-	-	3,284	9,684	2,050,249	-	-	2,063,217	39,016	70,691	18,277	-	2,191,201	1,049,325
City University of New York.....	-	-	-	-	-	-	-	-	-	-	-	-	-	-	-	1,073
Civil Service, Department of.....	-	-	-	-	-	-	-	-	-	-	144	-	83	-	227	357
Correction, State Commission of.....	-	-	-	-	-	-	-	-	-	-	637	4	367	-	1,008	-
Corrections and Community Supervision, Department of.....	-	-	3,806	-	-	-	-	-	-	3,806	754,781	4,958	459,358	-	1,222,903	2,046,372
Criminal Justice Services, Division of.....	-	-	-	-	-	12,361	25	-	1,071	13,457	3,803	25,518	1,248	-	44,026	20,766
Developmental Disabilities Planning Council.....	-	-	-	-	-	-	-	-	-	-	845	3,664	492	-	5,001	3,995
Economic Development, Department of.....	-	-	-	-	-	-	-	8,674	-	8,674	692	505	400	-	10,271	6,805
Education, State Department of.....	6,459,387	-	-	-	-	-	-	-	-	6,459,387	97,007	79,082	59,528	-	6,695,004	3,210,917
Elections, Board of.....	-	-	20	-	-	-	-	-	-	20	885	7,959	540	-	9,404	29,033
Employee Relations, Office of.....	-	-	-	-	-	-	-	-	-	-	-	49	-	-	49	-
Environmental Conservation, Department of.....	-	-	-	-	-	-	-	-	-	-	24,434	17,386	15,242	-	57,062	52,108
General Services, Office of.....	-	-	-	-	-	-	-	-	-	-	8,463	25,987	4,884	-	39,334	27,545
Health, Department of.....	-	9,828	47,070,313	7,453,205	-	6,666	-	-	54,540,012	148,064	770,733	40,715	-	55,499,524	51,089,090	
Higher Education Services Corp.....	-	-	-	-	70	-	-	-	70	956	1,852	552	-	3,430	1,435	
Homeland Security and Emergency Services, Division of.....	-	-	-	-	1,579,840	-	-	-	1,579,840	22,719	82,700	11,258	-	1,696,517	1,899,277	
Housing and Community Renewal, Division of.....	-	-	47,000	-	-	-	133,297	-	180,297	5,782	2,482	3,541	-	192,102	58,925	
Human Rights, Division of.....	-	-	-	-	-	-	-	-	-	663	1,853	-	-	2,516	4,623	
Information Technology Services, Office of.....	-	-	-	-	-	-	-	-	-	26,895	105,941	15,167	-	148,003	2,646	
Inspector General, Office of the State.....	-	-	-	-	-	-	-	-	-	849	5	490	-	1,344	-	
Judicial Conduct, Commission on.....	-	-	-	-	-	-	-	-	-	-	11	-	-	11	-	
Justice Center for the Protection of People with Special Needs....	-	-	-	-	-	-	-	-	-	11,150	4,130	629	-	15,909	2,478	
Labor, Department of.....	-	-	5,227	-	-	-	126,002	-	131,229	218,444	242,186	134,101	-	725,960	4,927,017	
Law, Department of.....	-	-	-	-	-	-	-	-	-	19,660	9,840	11,877	-	41,377	35,421	
Medicaid Inspector General, Office of.....	-	-	-	-	-	-	-	-	-	16,951	2,405	10,556	-	29,912	28,962	
Mental Health, Office of.....	-	-	1	11,300	33,339	-	-	-	44,640	(14,762)	21,460	(8,519)	-	42,819	150,117	
Military and Naval Affairs, Division of.....	-	-	-	-	-	-	-	-	-	25,341	(1,760)	9,620	-	33,201	64,900	
Miscellaneous Agencies.....	-	-	387,089	-	-	-	-	-	387,089	-	26,716	-	42,278	456,083	102,221	
Motor Vehicles, Department of.....	-	-	-	-	-	-	-	14,605	14,605	5,232	17,521	3,127	-	40,485	20,108	
National and Community Service.....	-	-	-	-	-	-	-	-	-	521	11,038	-	-	11,559	8,879	
NYS Gaming Commission.....	-	-	-	-	-	-	-	-	-	-	79	-	-	79	-	
NYS Joint Commission on Public Ethics.....	-	-	-	-	-	-	-	-	-	-	12	-	-	12	-	
Parks, Recreation and Historic Preservation, Office of.....	-	1,064	-	-	-	-	-	-	1,064	5,311	3,359	1,465	-	11,199	10,400	
People With Developmental Disabilities, Office for.....	-	-	-	-	-	-	-	-	-	12,076	115	6,973	-	19,164	(86)	
Prevention of Domestic Violence, Office for the.....	-	-	-	-	-	2,828	1,099	-	3,927	626	27	361	-	4,941	213	
Public Benefits Corporations:																
Energy Research and Development Authority.....	-	-	-	-	-	-	18,093	-	18,093	-	-	-	-	18,093	12,422	
Urban Development Corporation (Empire State Dev Corp).....	-	-	-	-	-	-	-	943	943	-	-	-	-	943	605	
Public Service, Department of.....	-	-	-	-	-	-	-	-	-	1,213	646	744	-	2,603	2,846	
State, Department of.....	-	-	93,760	-	-	-	-	-	93,760	5,005	1,509	2,972	-	103,246	78,117	
State Comptroller, Office of the.....	-	-	-	-	-	-	-	-	-	6	353	3	-	362	-	
State Police, Division of.....	-	-	-	-	705	-	-	-	705	235,957	8,843	138,344	-	383,849	564,465	
State University of New York.....	-	-	-	-	4,514	1,140	-	-	5,654	6,720	811,244	58	-	823,676	479,608	
Statewide Financial System.....	-	-	-	-	-	-	-	-	-	354	1,174	204	-	1,732	556	
Taxation and Finance, Department of.....	-	-	-	-	-	-	-	-	-	2,225	819	1,285	-	4,329	8,818	
Temporary and Disability Assistance, Office of.....	-	-	-	436,347	12,954	-	5,223,737	-	5,673,038	104,959	231,884	64,404	-	6,074,285	3,609,754	
Transportation, Department of.....	-	-	-	-	-	-	-	35,660	35,660	32,230	7,816	18,828	-	94,534	70,550	
Unified Court System.....	-	-	-	-	-	-	-	-	-	4,360	7,320	989	-	12,669	9,033	
Veterans' Services, Division of.....	-	-	-	-	-	-	-	-	-	786	289	414	-	1,489	1,167	
Victim Services, Office of.....	-	-	-	-	-	126,629	-	-	126,629	3,138	786	-	-	130,553	97,016	
Welfare Inspector General, Office of.....	-	-	-	-	-	-	-	-	-	81	-	47	-	128	-	
Workers' Compensation Board.....	-	-	-	-	-	-	-	-	-	-	-	-	-	-	-	
Total.....	\$ 6,460,798	\$ 1,064	\$ 546,731	\$ 47,517,960	\$ 7,727,378	\$ 1,738,536	\$ 7,562,318	\$ 9,617	\$ 51,336	\$ 71,615,738	\$ 1,850,867	\$ 2,687,039	\$ 1,035,502	\$ 42,278	\$ 77,231,424	\$ 70,049,369

STATE OF NEW YORK
DEBT SERVICE FUNDS
COMBINING STATEMENT OF SELECTED DEPARTMENTAL DISBURSEMENTS
FISCAL YEAR ENDED MARCH 31, 2022
(amounts in thousands)

SCHEDULE 24

Description	Related Expenses (*)	Debt Service	Total	
			2021-22	2020-21
Special Contractual Financing Obligation Payments:				
To Public Benefit Corporations:				
City University of New York.....	\$ 16,888	\$ 27,593	\$ 44,481	\$ 13,822
Dormitory Authority.....	(10,521)	8,214,560	8,204,039	11,083,134
Environmental Facilities Corporation.....	-	-	-	17,361
Housing Finance Agency.....	89	1,772	1,861	20,569
Local Government Assistance Corporation.....	-	-	-	79,443
Metropolitan Transportation Authority.....	-	-	-	-
New York State Thruway Authority.....	364	168,735	169,099	173,010
Urban Development Corporation (Empire State Dev Corp).....	6,780	3,893,601	3,900,381	1,628,213
Subtotal.....	13,600	12,306,261	12,319,861	13,015,552
Interest on General Obligation Bonds	-	65,964	65,964	76,702
Principal on General Obligation Bonds	-	172,705	172,705	165,295
Administrative Expenses for Variable Rate General Obligation Bonds	557	-	557	116
Total Debt Service Funds Disbursements.....	\$ 14,157	\$ 12,544,930	\$ 12,559,087	\$ 13,257,665

(*) Related expenses include remarketing fees, cost of issuance expenses, administrative fees, capital expenses and other expenses paid to the bank and/or the public benefit corporations issuing the bonds.

STATE OF NEW YORK
 CAPITAL PROJECTS FUNDS - STATE
 COMBINING STATEMENT OF SELECTED DEPARTMENTAL DISBURSEMENTS
 FISCAL YEAR ENDED MARCH 31, 2022
 (amounts in thousands)

SCHEDULE 25

Department/Division	LOCAL ASSISTANCE GRANTS										TOTAL		
	Environment and Recreation		General Government	Medicaid	Other Public Health	Public Safety	Public Welfare	Support and Regulate Business	Transportation	Total Grants	Capital Construction	2021-22	2020-21
	Education	Recreation	Government	Medicaid	Public Health	Safety	Welfare	Business	Transportation	Grants	Construction	2021-22	2020-21
Addition Services and Supports, Office of.....	\$ -	\$ -	\$ 2,702	\$ -	\$ 36,355	\$ -	\$ 3,794	\$ -	\$ -	\$ 42,851	\$ 5,536	\$ 48,387	\$ 45,480
Adirondack Park Agency.....	-	-	-	-	-	-	-	-	-	-	-	-	-
Agriculture and Markets, Department of.....	-	1,524	(475)	-	-	-	-	-	-	1,049	52,184	53,233	64,741
Children and Family Services, Office of.....	-	-	-	-	-	-	-	931	-	931	16,192	17,123	19,460
City University of New York.....	-	-	-	-	-	-	-	-	-	-	348,029	348,029	34,844
Corrections and Community Supervision, Department of.....	-	-	-	-	-	-	-	-	-	-	358,582	358,582	309,175
Criminal Justice Services, Division of.....	-	65	-	-	-	-	-	-	-	65	-	65	183
Education, State Department of.....	192,898	-	-	-	-	-	-	-	-	192,898	13,193	206,091	118,849
Environmental Conservation, Department of.....	-	189,653	705	-	-	12,459	-	-	-	202,817	402,368	605,185	450,702
General Services, Office of.....	-	-	-	-	-	-	-	-	-	-	236,263	236,263	276,886
Health, Department of.....	-	21,166	7,565	-	575,782	-	10,442	-	-	614,955	76,079	691,034	598,028
Homeland Security and Emergency Services, Division of.....	5,843	-	-	-	-	27,440	-	-	-	33,283	(35,304)	(2,021)	152,838
Housing and Community Renewal, Division of.....	-	-	5,016	-	-	-	564,950	5,045	-	575,011	-	575,011	552,917
Information Technology Services, Office of.....	-	-	-	-	-	-	-	-	-	-	75,921	75,921	97,722
Law, Department of.....	-	-	-	-	-	-	-	-	-	-	1,873	1,873	3,364
Mental Health, Office of.....	-	-	10,239	-	28,871	-	2,950	-	-	42,060	213,715	255,775	317,794
Military and Naval Affairs, Division of.....	-	-	-	-	-	-	-	-	-	-	197,197	197,197	180,951
Motor Vehicles, Department of.....	-	-	-	-	-	-	-	-	-	-	306,034	306,034	309,089
Office of the State Inspector General.....	-	-	-	-	-	-	-	-	-	-	575	575	544
Parks, Recreation and Historic Preservation, Office of.....	-	25,030	1	-	-	-	-	-	-	25,031	235,345	260,376	284,297
People With Developmental Disabilities, Office for.....	-	-	-	-	879	-	599	-	-	1,478	98,235	99,713	100,159
Public Benefits Corporations:													
Dormitory Authority.....	-	-	147,020	-	-	-	12,479	21,065	-	180,564	-	180,564	175,118
Energy Research and Development Authority.....	-	-	-	-	-	-	-	-	-	-	14,802	14,802	28,877
Environmental Facilities Corporation.....	-	-	-	-	-	-	-	-	-	-	-	-	100
Higher Education Capital Matching Grant Board.....	21,198	-	-	-	-	-	-	-	-	21,198	-	21,198	10,047
Hudson River Park Trust.....	-	-	-	-	-	-	-	-	-	-	10,314	10,314	6,546
Metropolitan Transportation Authority.....	-	-	-	-	-	-	-	131,200	2,870,000	3,001,200	-	3,001,200	1,570,833
New York State Canal Corporation.....	-	-	-	-	-	-	-	-	-	-	-	-	131
New York State Thruway Authority.....	-	-	-	-	-	-	-	85	-	85	-	85	55,472
Olympic Regional Development Authority.....	-	-	-	-	-	-	-	-	-	-	134,689	134,689	81,488
Power Authority.....	-	-	-	-	-	-	-	214	2,088	2,302	-	2,302	39,052
Roosevelt Island Operating Corporation.....	-	-	-	-	-	-	-	-	-	-	-	-	-
Urban Development Corporation (Empire State Dev Corp).....	-	2,123	137,546	-	-	-	-	494,609	-	634,278	-	634,278	701,161
State Police, Division of.....	-	-	-	-	-	-	-	-	-	-	42,667	42,667	40,431
State University of New York Construction Fund.....	-	-	-	-	-	-	-	-	-	-	558,120	558,120	586,072
State University of New York.....	-	-	-	-	-	-	-	-	-	-	302,818	302,818	295,008
State, Department of.....	-	15,046	16,219	-	-	-	-	3,165	-	34,430	436	34,866	30,815
Temporary and Disability Assistance, Office of.....	-	-	5,504	-	-	-	83,730	1,975	-	91,209	1,181	92,390	65,035
Transportation, Department of.....	-	-	165,549	-	-	-	-	331	706,052	871,932	2,156,086	3,028,018	2,976,982
Unified Court System.....	-	-	-	-	-	-	-	-	-	-	17,482	17,482	28,210
All Other.....	-	-	3,488	-	-	-	-	2,254	-	5,742	36,432	42,174	85,203
Total.....	\$ 219,939	\$ 254,607	\$ 501,079	\$ -	\$ 641,887	\$ 39,899	\$ 678,944	\$ 660,874	\$ 3,578,140	\$ 6,575,369	\$ 5,877,044	\$ 12,452,413	\$ 10,694,604

STATE OF NEW YORK
 CAPITAL PROJECTS FUNDS - FEDERAL
 COMBINING STATEMENT OF SELECTED DEPARTMENTAL DISBURSEMENTS
 FISCAL YEAR ENDED MARCH 31, 2022
 (amounts in thousands)

SCHEDULE 26

Department/Division	LOCAL ASSISTANCE GRANTS											TOTAL	
	Education	Environment and Recreation	General Government	Medicaid	Other Public Health	Public Safety	Public Welfare	Support and Regulate Business	Transportation	Total Grants	Capital Construction	2021-22	2020-21
	Environmental Conservation, Department of.....	\$ -	\$ 115,774	\$ -	\$ -	\$ -	\$ 73,065	\$ -	\$ -	\$ -	\$ 188,839	\$ 5,181	\$ 194,020
Health, Department of.....	-	-	-	-	89,977	-	-	-	-	89,977	7,669	97,646	6,385
Military and Naval Affairs, Division of.....	-	-	-	-	-	-	-	-	-	-	41,326	41,326	35,725
Parks, Recreation and Historic Preservation, Office of.....	-	-	-	-	-	-	-	-	-	-	12,344	12,344	12,357
Information Technology Services, Office of.....	-	-	-	-	-	-	-	-	-	-	14,471	14,471	2,718
Transportation, Department of.....	-	-	-	-	-	-	-	-	469,715	469,715	1,422,445	1,892,160	1,542,880
Total.....	\$ -	\$ 115,774	\$ -	\$ -	\$ 89,977	\$ 73,065	\$ -	\$ -	\$ 469,715	\$ 748,531	\$ 1,503,436	\$ 2,251,967	\$ 1,636,206

STATE OF NEW YORK
TAX STABILIZATION RESERVE FUND (*)
STATEMENT OF NET CASH TRANSACTIONS
FISCAL YEARS 1945-46 THROUGH 2021-22

SCHEDULE 27

Fund Balance

Cumulative Transfers of General Fund Cash Basis Surplus (**)	\$ 1,424,613,898
Interest Earned on Temporary Investment of Surpluses (1947 - 1963)	10,148,700
Total Fund (Cash) Balance	\$ 1,434,762,598

Account Activity Life-to-Date

Accounts Receivable

First Instance Advances (***)	\$ 152,294,394
Repayment of First Instance Advances (****)	(152,294,394)

Total Accounts Receivable	\$ -
----------------------------------	-------------

Loans Receivable

Loans to General Fund to Cover Cash Deficits (*****)	\$ 473,298,928
Repayments of Loans to Date (*****)	(473,298,928)

Total Loans Receivable	\$ -
-------------------------------	-------------

Footnotes:

(*) Pursuant to Article VII of the State Constitution and Section 92 of the State Finance Law, receipts in excess of General Fund requirements not otherwise appropriated are required to be transferred to the Tax Stabilization Reserve Fund at the end of each fiscal year. Loans to finance cash deficits must be repaid within six years in at least three equal annual installments. As of March 31, 2022, there are no loans outstanding.

(**) Transfers of Surplus from the General Fund to the Reserve Fund:		Subtotal (carry forward)	191,223,898
March 31:			
1946	\$ 50,000,000	1996	65,000,000
1947	58,712,842	1997	65,000,000
1948	3,917,297	1998	68,600,000
1949	5,425,258	1999	72,962,000
1950	1,698,783	2000	74,300,000
1951	3,381,320	2001	79,790,000
1952	642,650	2002	82,910,000
1953	6,992,071	2004	84,000,000
1954	7,722,315	2005	78,000,000
1955	1,027,379	2006	72,514,000
1956	375,882	2007	86,951,000
1957	269,700	2012	100,000,000
1958	169,329	2015	126,363,000
1959	124,878	2022	177,000,000
1960	615,641		
1979	49,676,865	Total Transfers from the General Fund	\$ 1,424,613,898
1985	234,777		
1986	97,732		
1987	139,179		
Subtotal (carry forward)	191,223,898		

STATE OF NEW YORK
TAX STABILIZATION RESERVE FUND
STATEMENT OF NET CASH TRANSACTIONS
FISCAL YEARS 1945-46 THROUGH 2021-22

SCHEDULE 27
(continued)

Footnotes (continued):

(**) First Instance Advances to:

Local Governments.....	\$ 6,932,932
Metropolitan Transportation Authority.....	62,238,750
Other Public Authorities.....	6,799,862
State Agencies.....	47,353,816
Miscellaneous Commissions and Funds.....	28,969,034
Total First Instance Advances.....	<u>\$ 152,294,394</u>

(****) Repayment of First Instance Advances:

1984.....	\$ 50,764,798
1985.....	50,764,798
1986.....	50,764,798
Total Repayment of First Instance Advances.....	<u>\$ 152,294,394</u>

(****) Loans to General Fund to Cover Operating Deficit for Fiscal Year Ended March 31:

1949.....	\$ 3,146,805
1950.....	13,929,926
1951.....	12,917,100
1971.....	23,172,661
1972.....	42,700,850
1975.....	18,482,584
1976.....	64,808,688
1983.....	48,606,516
1988.....	132,483,599
1989.....	68,888,999
1992.....	44,161,200
Total Transfers to Cover Operating Deficits.....	<u>\$ 473,298,928</u>

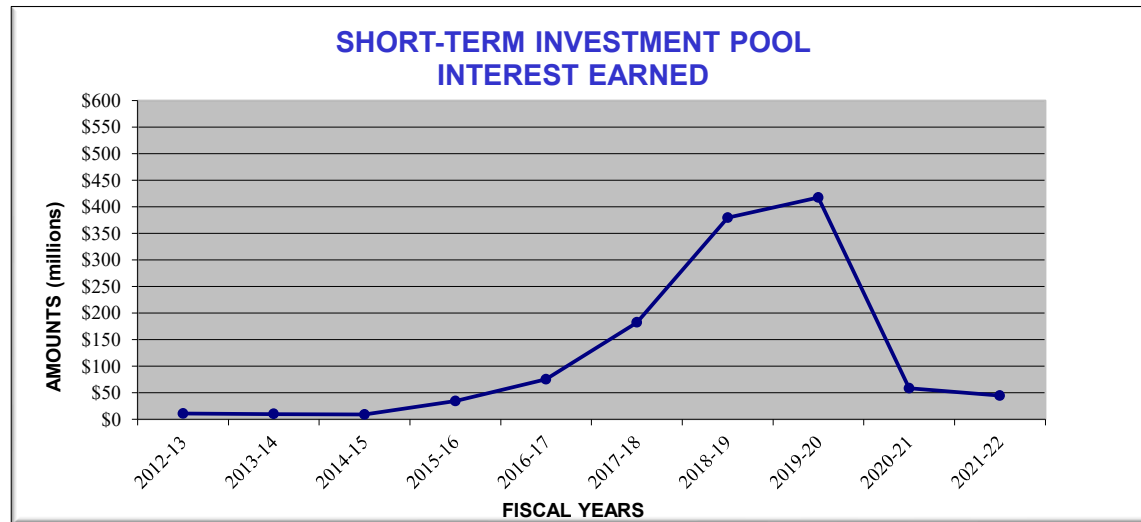
(*****) Repayments from General Fund of Prior Years Withdrawals:

1950.....	\$ 3,146,805
1952.....	4,729,660
1953.....	14,253,064
1954.....	7,864,302
1973.....	65,873,511
1978.....	18,482,584
1979.....	16,202,172
1980.....	16,202,172
1981.....	16,202,172
1982.....	16,202,172
1987.....	16,202,172
1988.....	16,202,172
1989.....	16,202,172
1992.....	44,161,200
1993.....	67,124,200
1994.....	67,124,199
1995.....	22,962,999
1996.....	14,720,400
1997.....	14,720,400
1998.....	14,720,400
Total Repayments from General Fund.....	<u>\$ 473,298,928</u>

**STATE OF NEW YORK
SHORT-TERM INVESTMENT POOL
FISCAL YEARS 2012-13 THROUGH 2021-22
(amounts in millions)**

SCHEDULE 28

	<u>2012-13</u>	<u>2013-14</u>	<u>2014-15</u>	<u>2015-16</u>	<u>2016-17</u>	<u>2017-18</u>	<u>2018-19</u>	<u>2019-20</u>	<u>2020-21</u>	<u>2021-22</u>
Average Yields	0.167%	0.140%	0.117%	0.231%	0.635%	1.341%	2.221%	2.028%	0.181%	0.089%
Average Portfolio Balance	\$ 6,494.290	\$ 6,767.400	\$ 8,890.987	\$ 15,000.434	\$ 12,514.837	\$ 13,877.525	\$ 17,647.625	\$ 20,308.120	\$ 30,526.466	\$ 51,162.706
Total Interest Income Earned ^(*)	\$ 10.852	\$ 9.978	\$ 9.288	\$ 34.283	\$ 75.093	\$ 182.250	\$ 379.425	\$ 417.550	\$ 58.280	\$ 44.389



(*) The Excelsior Linked Deposit Program authorizes the Comptroller to deposit State funds with participating lenders at a reduced rate of return when such lenders make lower cost loans, on the basis of such linked deposits, to qualifying businesses to improve productivity, competitiveness, access to new markets and exporting capabilities. The Banking Development District Program authorizes the Comptroller to deposit State funds at a reduced rate of return to encourage the establishment of commercial bank branches in areas where there is a demonstrated need for banking services. Actual earnings in STIP are lower by \$106,112.93 due to the effect of the Linked Deposit and Banking Development District programs.

STATE OF NEW YORK
INVESTMENT YIELDS, PORTFOLIO BALANCES AND INTEREST EARNINGS
FISCAL YEAR ENDED MARCH 31, 2022
(amounts in millions)

SCHEDULE 29

	AVERAGE YIELDS	AVERAGE-PORTFOLIO BALANCE	TOTAL INTEREST INCOME EARNED
Short-Term Investment Pool (STIP)	0.089%	\$ 51,162.706	\$ 44.389 (*)
NYC General Debt Service Funds	0.039%	618.619	0.241
Other Funds:			
Fish and Game	0.724%	64.279	0.465
Local Gov't Assist. Tax Fund Debt Service	-	-	-
Mental Health Services Fund	0.032%	11.289	0.003
Roswell Park - Cancer Institute	0.062%	15.272	0.009

2021-2022 MONTHLY RESULTS

	April	May	June	July	August	September	October	November	December	January	February	March
Short-Term Investment Pool												
Yield	0.081%	0.060%	0.047%	0.046%	0.048%	0.053%	0.057%	0.064%	0.080%	0.098%	0.131%	0.202%
Average Portfolio	\$ 26,685.1	\$ 36,045.0	\$ 43,846.0	\$ 47,299.3	\$ 47,042.2	\$ 49,580.8	\$ 49,377.0	\$ 48,420.0	\$ 50,990.0	\$ 66,094.5	\$ 71,778.8	\$ 72,773.0
NYC General Debt Service Funds												
Yield	0.010%	0.010%	0.033%	0.038%	0.043%	0.043%	0.046%	0.045%	0.032%	0.036%	0.042%	0.056%
Average Portfolio	\$ 176.6	\$ 142.6	\$ 92.0	\$ 2,799.8	\$ 928.1	\$ 822.7	\$ 489.3	\$ 439.7	\$ 252.8	\$ 714.1	\$ 349.5	\$ 159.9
Other Funds												
Yield	0.487%	0.481%	0.472%	0.464%	0.561%	0.567%	0.536%	0.558%	0.544%	0.536%	0.580%	0.578%
Average Portfolio	\$ 103.5	\$ 98.4	\$ 100.3	\$ 102.3	\$ 83.8	\$ 84.2	\$ 89.5	\$ 85.5	\$ 87.8	\$ 89.5	\$ 82.7	\$ 82.3

(*) The Excelsior Linked Deposit Program authorizes the Comptroller to deposit State funds with participating lenders at a reduced rate of return when such lenders make lower cost loans, on the basis of such linked deposits, to qualifying businesses to improve productivity, competitiveness, access to new markets and exporting capabilities. The Banking Development District Program authorizes the Comptroller to deposit State funds at a reduced rate of return to encourage the establishment of commercial bank branches in areas where there is a demonstrated need for banking services. Actual earnings in STIP are lower by \$106,112.93 due to the effect of the Linked Deposit and Banking Development District programs.

STATE OF NEW YORK
INVESTMENT PORTFOLIO BALANCES
AS OF MARCH 31, 2022

SCHEDULE 30

	Treasury Bills	Government Sponsored Agencies	Repurchase Agreements (*)	Commercial Paper	Savings Account	Certificates of Deposit	Totals	
							2021-22	2020-21
Short-Term Investment Pool (STIP).....	\$ 40,183,043,000	\$ 350,000,000	\$ 39,938,000	\$ 19,755,736,000	\$ 2,400,000,000	\$ 440,706,323	\$ 63,169,423,323	\$ 27,165,322,361
NYC General Debt Service Funds.....	-	-	-	-	-	-	-	-
Other Funds:								
Fish and Game.....	63,512,000	-	-	-	-	-	63,512,000	63,512,000
Local Gov't Assist. Tax Fund Debt Service.....	-	-	-	-	-	-	-	-
Mental Health Services Fund.....	-	-	-	-	-	-	-	22,423,000
Roswell Park Cancer Institute.....	18,715,000	-	-	-	-	-	18,715,000	18,747,000
TOTAL INVESTMENT PORTFOLIO.....	\$ 40,265,270,000	\$ 350,000,000	\$ 39,938,000	\$ 19,755,736,000	\$ 2,400,000,000	\$ 440,706,323	\$ 63,251,650,323	\$ 27,270,004,361

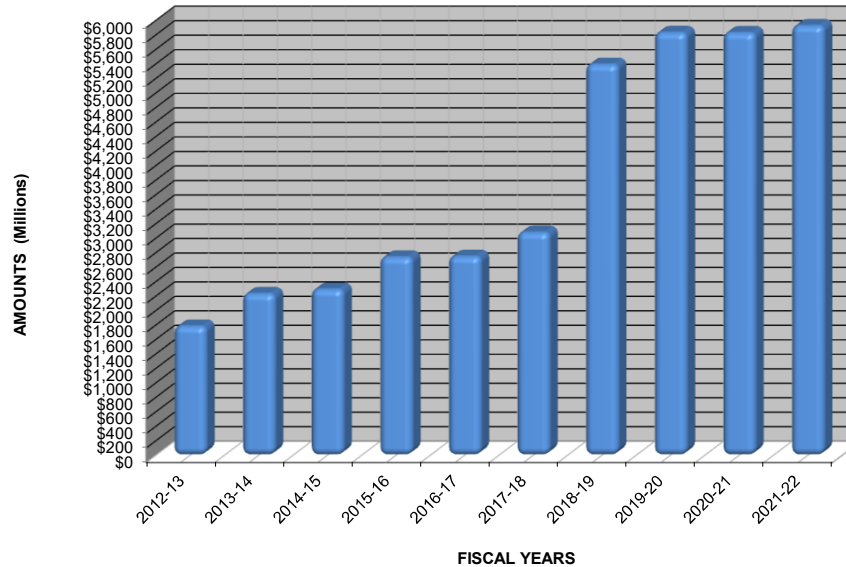
(*) Par value of collateral held

**STATE OF NEW YORK
TEMPORARY LOANS OUTSTANDING (*)
FISCAL YEARS 2012-13 THROUGH 2021-2022**

SCHEDULE 31

DESCRIPTION	2012-13	2013-14	2014-15	2015-16	2016-17	2017-18	2018-19	2019-20	2020-21	2021-22
STATE SPECIAL REVENUE FUNDS.....	\$ 419,499,664.90	\$ 442,503,062.90	\$ 323,140,719.98	\$ 345,240,384.02	\$ 298,260,936.34	\$ 312,983,433.23	\$ 349,741,388.88	\$ 378,683,666.13	\$ 431,205,924.88	\$ 407,439,429.09
FEDERAL FUNDS.....	322,956,954.98	643,460,447.10	718,739,098.23	1,258,139,231.72	979,612,229.30	1,189,756,139.24	3,416,782,834.39	3,898,120,941.68	3,695,734,808.95	3,911,295,300.60
ENTERPRISE FUNDS.....	-	-	-	-	72,549.27	88,944.37	335,202.11	415,477.58	1,272,762.65	991,578.67
INTERNAL SERVICE FUNDS.....	79,098,819.94	122,773,157.24	233,654,939.37	179,316,239.49	234,500,082.36	301,717,618.43	337,584,993.15	339,943,521.52	432,497,992.24	220,818,993.54
CAPITAL AND BOND REIMBURSABLE FUNDS...	972,368,348.38	1,034,847,615.92	1,029,229,405.60	966,447,979.04	1,246,132,185.60	1,285,872,692.13	1,300,440,314.22	1,225,847,992.33	1,279,340,982.52	1,395,888,217.81
AGENCY FUNDS.....	-	-	-	-	-	-	-	-	-	-
	\$ 1,793,923,788.20	\$ 2,243,584,283.16	\$ 2,304,764,163.18	\$ 2,749,143,834.27	\$ 2,758,577,982.87	\$ 3,090,418,827.40	\$ 5,404,884,732.75	\$ 5,843,011,599.24	\$ 5,840,052,471.24	\$ 5,936,433,519.71
CHANGE FROM PRIOR YEAR	1.64%	25.07%	2.73%	19.28%	0.34%	12.03%	74.89%	8.11%	-0.05%	1.65%
CHANGE FROM 2012-13 TO 2021-22										230.92%

TEMPORARY LOANS OUTSTANDING



(*) Temporary Loans are authorized pursuant to Subdivision 5 of Section 4 of the State Finance Law and Chapter 59, Part JJJ, Section 1, of the Laws of 2021-22. These loans represent authorizations made by the Legislature to allow certain funds/accounts to make appropriated payments regardless of the fund (cash) balance. Such loans are made from the State's Short-Term Investment Pool (STIP) and are intended to satisfy temporary cash shortfalls whenever scheduled disbursements exceed available revenues during the fiscal year. Generally, temporary loans are repaid from the first cash receipts of the fund or account. In some cases, actual revenues are not sufficient to repay all loans made to the fund or account and a transfer from the General Fund "Repayment of Receivables" appropriation is approved by the Budget Director.

STATE OF NEW YORK
 TEMPORARY LOANS OUTSTANDING (*)
 AS OF MARCH 31, 2022

SCHEDULE 32
 (continued)

<u>FUND</u>	<u>FUND DESCRIPTION</u>	<u>AMOUNT OF LOAN</u>	<u>FUND</u>	<u>FUND DESCRIPTION</u>	<u>AMOUNT OF LOAN</u>
CAPITAL AND BOND REIMBURSABLE FUNDS			CAPITAL AND BOND REIMBURSABLE FUNDS (continued)		
30051	HIGHWAY AND BRIDGE CAPITAL.....	-	30148	D24RVE - COBLESKILL.....	-
30053	AVIATION PURPOSE ACCOUNT.....	-	30149	REHAB/REPAIR DELHI.....	-
30101	REHAB/REPAIR MARITIME.....	-	30150	D25RVE - DELHI.....	-
30102	D21RVE - MARITIME.....	-	30151	REHAB/REPAIR FARMINGDALE.....	-
30103	D36RVE - CENTRAL ADMIN.....	-	30152	D26RVE - FARMINGDALE.....	-
30104	RESIDENCE HALL CAMPUS LET BOND PROCEEDS.....	-	30153	REHAB/REPAIR MORRISVILLE.....	-
30105	REHAB/REPAIR ALBANY.....	-	30154	D27RVE - MORRISVILLE.....	-
30106	D01RVE - ALBANY.....	-	30351	STATE PARK INFRASTRUCTURE.....	52,462,647.00
30107	REHAB/REPAIR BINGHAMTON.....	-	30501	CW/CA IMPLEMENTATION DEC.....	-
30108	D07RVE - BINGHAMTON.....	-	30502	CW/CA IMPLEMENTATION STATE.....	-
30109	REHAB/REPAIR BUFFALO UNIVERSITY.....	-	30503	CW/CA IMPLEMENTATION ERDA.....	-
30110	D28RVE - SUNY BUFFALO.....	-	30504	CW/CA IMPLEMENTATION EFC.....	-
30111	REHAB/REPAIR STONYBROOK.....	-	31506	HAZARDOUS WASTE CLEANUP ACCOUNT.....	135,656,206.99
30112	D13RVE - STONYBROOK.....	-	31701	YOUTH FACILITIES IMPROVEMENT.....	16,352,219.36
30113	REHAB/REPAIR BROOKLYN.....	-	31801	HOUSING ASSISTANCE.....	12,941,967.06
30114	D14RVE - HSC BROOKLYN.....	-	31851	HOUSING PROG FUND - HOUSING TRUST FUND CORPORATION.....	225,815,408.97
30115	REHAB/REPAIR SYRACUSE.....	-	31852	HOUSING PROG FUND - AFFORD HOUSING-CORPORATION.....	44,502,924.85
30116	D15RVE - HSC SYRACUSE.....	-	31853	HOUSING PROG FUND - DEPT OF SOCIAL SERVICES.....	148,730,710.25
30117	REHAB/REPAIR BROCKPORT.....	-	31854	HOUSING PROG FUND - HFA.....	-
30118	D02RVE - BROCKPORT.....	-	31951	HIGHWAY FACILITY PURPOSE.....	12,015,920.55
30119	REHAB/REPAIR BUFFALO COLLEGE.....	-	32213	NY RACING ACCOUNT.....	153,750.00
30120	D03RVE - SUB BUFFALO.....	-	32214	CAPITAL PROJECTS MISCELLANEOUS GIFTS.....	-
30121	REHAB/REPAIR CORTLAND.....	-	32215	IT CAPITAL FINANCING ACCT.....	1,502,800.32
30122	D04RVE - CORTLAND.....	-	32219	NY ENVIRONMENTAL PROTECTION & SPILL REMEDIATION.....	-
30123	REHAB/REPAIR FREDONIA.....	-	32301	OPWDD - STATE FACILITIES PRE 12/99.....	-
30124	D05RVE - FREDONIA.....	-	32302	DSAS - COMMUNITY FACILITIES.....	-
30125	REHAB/REPAIR GENESEO.....	-	32303	OMH - COMMUNITY FACILITIES.....	87,594,432.54
30126	D06RVE - GENESEO.....	-	32304	OPWDD - COMMUNITY FACILITIES.....	-
30127	REHAB/REPAIR OLD WESTBURY.....	-	32305	OASAS - COMMUNITY FACILITIES.....	219,538,562.30
30128	D31RVE - OLD WESTBURY.....	-	32306	DASNY - OMH ADMIN.....	-
30129	REHAB/REPAIR NEW PALTZ.....	-	32307	DASNY - OPWDD ADMIN.....	2,390,002.04
30130	D08RVE - NEW PALTZ.....	-	32308	DASNY - OASAS ADMIN.....	-
30131	REHAB/REPAIR ONEONTA.....	-	32309	OMH - STATE FACILITIES.....	95,011,671.49
30132	D09RVE - ONEONTA.....	-	32310	OPWDD - STATE FACILITIES.....	31,806,590.74
30133	REHAB/REPAIR OSWEGO.....	-	32311	OASAS - STATE FACILITIES.....	4,049,584.77
30134	D10RVE - OSWEGO.....	-	32351	CORRECTIONAL FACILITY CAPITAL IMPROVEMENT.....	-
30135	REHAB/REPAIR PLATTSBURGH.....	-	32352	DOCCS - REHABILITATION PROJECTS.....	239,538,504.67
30136	D11RVE - PLATTSBURGH.....	-	32353	CORRECTIONAL FACILITY CAPITAL CLOSURE.....	-
30137	REHAB/REPAIR POTSDAM.....	-	33001	STORM RECOVERY ACCOUNT.....	65,824,313.91
30138	D12RVE - POTSDAM.....	-			
30139	REHAB/REPAIR PURCHASE.....	-			
30140	D29RVE - PURCHASE.....	-			
30141	REHAB/REPAIR FOR UTICA/ROME.....	-			
30142	D27RVE - CAMPUS RESERVE.....	-			
30143	REHAB/REPAIR ALFRED.....	-			
30144	D22RVE - ALFRED.....	-	50318	OGS CONVENTION CENTER ACCOUNT.....	629,078.62
30145	REHAB/REPAIR CANTON.....	-	50327	EMPIRE STATE PLAZA GIFT SHOP.....	362,500.05
30146	D23RVE - CANTON.....	-			
30147	REHAB/REPAIR COBLESKILL.....	-			
				TOTAL CAPITAL AND BOND REIMBURSABLE FUNDS.....	\$ 1,395,888,217.81
				ENTERPRISE FUNDS	
				OGS CONVENTION CENTER ACCOUNT.....	629,078.62
				EMPIRE STATE PLAZA GIFT SHOP.....	362,500.05
				TOTAL ENTERPRISE FUNDS.....	\$ 991,578.67

STATE OF NEW YORK
 TEMPORARY LOANS OUTSTANDING (*)
 AS OF MARCH 31, 2022

SCHEDULE 32
 (continued)

<u>FUND</u>	<u>FUND DESCRIPTION</u>	<u>AMOUNT OF LOAN</u>	<u>FUND</u>	<u>FUND DESCRIPTION</u>	<u>AMOUNT OF LOAN</u>
INTERNAL SERVICE FUNDS			INTERNAL SERVICE FUNDS (continued)		
55001	CENTRALIZED SERVICES - FLEET MANAGEMENT.....	-	55052	ARCHIVES RECORD MANAGEMENT.....	252,018.38
55002	CENTRALIZED SERVICES - INFORMATION RESOURCE MANAGEMENT.....	-	55053	FEDERAL SINGLE AUDIT.....	-
55003	CENTRALIZED SERVICES - PRINTING.....	609,225.33	55055	CIVIL SERVICE ADMINISTRATION ACCOUNT.....	-
55004	CENTRALIZED SERVICES - REAL PROPERTY LABOR.....	121,579.49	55056	CIVIL SERVICE EHS OCCUPATIONAL HEALTH PROGRAM.....	-
55005	CENTRALIZED SERVICES - DONATED FOODS.....	-	55057	BANKING SERVICES ACCOUNT.....	-
55006	CENTRALIZED SERVICES - FEDERAL PERSONAL PROPERTY.....	65,626.29	55058	CULTURAL RESOURCE SURVEY.....	1,942,034.64
55007	CENTRALIZED SERVICES - CONSTRUCTION SERVICES.....	1,095,571.80	55059	NEIGHBOR WORK PROJECT.....	10,852,178.32
55008	CENTRALIZED SERVICES - PASNY.....	5,074,070.76	55060	AUTOMATIC / PRINT CHARGEBACKS.....	39,262.81
55009	CENTRALIZED SERVICES - ADMINISTRATIVE SUPPORT.....	-	55061	OFFICE OF INFORMATION TECHNOLOGY SERVICES/ NYT.....	-
55010	CENTRALIZED SERVICES - DESIGN AND CONSTRUCTION.....	11,909,916.39	55062	DATA CENTER ACCOUNT.....	32,170,138.01
55011	CENTRALIZED SERVICES - INSURANCE SERVICE.....	6,712,937.13	55066	CYBER SECURITY INTRUSION ACCOUNT.....	1,261,584.27
55012	CENTRALIZED SERVICES - SECURITY CARD ACCESS.....	185,905.36	55067	DOMESTIC VIOLENCE GRANT.....	243,187.69
55013	CENTRALIZED SERVICES - COPS.....	-	55069	CENTRALIZED TECHNOLOGY SERVICES.....	12,443,986.48
55014	CENTRALIZED SERVICES - FOOD SERVICES.....	-	55071	LABOR CONTACT CENTER.....	1,104,018.28
55015	CENTRALIZED SERVICES - HOMER FOLKS.....	-	55072	HUMAN SERVICES CONTACT CENTER.....	829,422.73
55016	CENTRALIZED SERVICES - INTERAGENCY MAIL & MESSENGER COURIER SERVICE..	967,070.25	55073	TAX CONTACT CENTER.....	-
55017	DOWNSTATE WAREHOUSE.....	452,149.95	55074	CIVIL RECOVERIES ACCOUNT.....	-
55018	BUILDING ADMINISTRATION ACCOUNT.....	-	55251	EXECUTIVE DIRECTION INTERNAL AUDIT.....	7,327,626.65
55019	LEASE SPACE INITIATIVE.....	-	55252	CIO INFORMATION TECHNOLOGY CENTRALIZED SERVICES.....	42,468,093.25
55020	OGS ENTERPRISE CONTRACTING.....	16,531,695.57	55300	HEALTH INSURANCE INTERNAL SERVICE.....	1,403,132.74
55021	NYS MEDIA CENTER.....	9,512,549.94	55301	CIVIL SERVICE EMPLOYEE BENEFITS DIV ADM ACCOUNT.....	8,110,358.63
55022	BUSINESS SERVICES CENTER.....	30,119,286.62	55350	CORRECTIONAL INDUSTRIES INTERNAL SERVICE.....	17,014,365.78
			TOTAL INTERNAL SERVICE FUNDS.....		
			\$ 220,818,993.54		
AGENCY FUNDS			AGENCY FUNDS		
60201	EMPLOYEES HEALTH INSURANCE ACCT.....	-			
60901	MMIS - STATE AND FEDERAL.....	-			
TOTAL AGENCY FUNDS.....			TOTAL AGENCY FUNDS.....		
\$ -			\$ -		
			GRAND TOTAL.....		
			\$ 5,936,433,519.71		

(*) Temporary Loans are authorized pursuant to Subdivision 5 of Section 4 of the State Finance Law and Chapter 59, Part JJJ, Section 1, of the Laws of 2021-22. The loans represent authorizations made by the Legislature to allow certain funds/accounts to make appropriated payments regardless of the fund (cash) balance. Such loans are made from the State's Short-Term Investment Pool (STIP) and are intended to satisfy temporary cash shortfalls whenever scheduled disbursements exceed available revenues during the fiscal year. Generally, temporary loans are repaid from the first cash receipts of the fund or account; however, in some cases actual revenues are not sufficient to repay all loans made to the fund or account and a transfer from the General Fund "Repayment of Receivables" appropriation is approved by the Budget Director.

STATE OF NEW YORK
SUMMARY OF CASH ADVANCE ACCOUNTS BY BUSINESS UNIT AND DEPARTMENT
FISCAL YEAR ENDED MARCH 31, 2022

SCHEDULE 33

This schedule presents balances of petty cash, travel, and other cash advances (i.e., confidential, patient, and inmate work release) issued to State business units pursuant to Section 115 of the State Finance Law. Advances are issued from business unit appropriations and cash is transferred from the State Treasury to a local bank account for appropriate use. Cash advance accounts are reimbursed periodically by vouchers audited and approved by the State Comptroller for payment out of the State Treasury.

BUSINESS UNIT	PETTY CASH	TRAVEL	OTHER	TOTAL ADVANCES
Addiction Services and Supports, Office of:				
Addiction Services and Supports, Office of.....	\$ 2,800	\$ -	\$ -	\$ 2,800
Kingsboro Addiction Treatment Center.....	1,500	-	-	1,500
Adirondack Park Agency.....	4,000	-	-	4,000
Agriculture and Markets, Department of:				
Fiscal Management.....	10,000	-	-	10,000
State Fair.....	-	-	32,500	32,500
Alcoholic Beverage Control, Division of.....	-	-	2,000	2,000
Budget, Division of the.....	5,000	-	-	5,000
Children and Family Services, Office of:				
Children and Family Services, Office of.....	25,900	-	53,300	79,200
Harriet Tubman Residential Center.....	500	-	-	500
City University of New York:				
College of Staten Island.....	5,500	-	-	5,500
Hunter College.....	55,000	-	-	55,000
John Jay College.....	18,700	-	-	18,700
Lehman College.....	5,000	-	-	5,000
New York City College of Technology.....	5,000	-	-	5,000
School of Journalism.....	5,000	-	-	5,000
School of Law.....	30,000	-	-	30,000
University Accounting Office - Accounts Payable.....	13,000	-	-	13,000
York College.....	10,500	-	-	10,500
Civil Service, Department of.....	3,000	-	-	3,000
Correction, State Commission of.....	2,000	-	-	2,000
Corrections and Community Supervision (Corcraft), Department of.....	4,000	-	-	4,000

STATE OF NEW YORK
SUMMARY OF CASH ADVANCE ACCOUNTS BY BUSINESS UNIT AND DEPARTMENT
FISCAL YEAR ENDED MARCH 31, 2022

SCHEDULE 33
(continued)

BUSINESS UNIT	PETTY CASH	TRAVEL	OTHER	TOTAL ADVANCES
Corrections and Community Supervision, Department of:				
Adirondack Correctional Facility.....	500	250	100	850
Albion Correctional Facility.....	2,000	500	2,700	5,200
Altona Correctional Facility.....	2,500	600	200	3,300
Attica Correctional Facility.....	1,500	500	200	2,200
Auburn Correctional Facility.....	4,000	1,000	250	5,250
Bare Hill Correctional Facility.....	1,500	500	500	2,500
Bedford Hills Correctional Facility.....	5,000	250	500	5,750
Cape Vincent Correctional Facility.....	1,000	1,000	500	2,500
Cayuga Correctional Facility.....	1,500	100	300	1,900
Central Pharmacy.....	1,000	-	-	1,000
Clinton Correctional Facility.....	10,500	3,000	500	14,000
Collins Correctional Facility.....	2,500	100	2,250	4,850
Coxsackie Correctional Facility.....	2,000	-	700	2,700
Eastern Correctional Facility.....	2,500	300	50	2,850
Edgecombe Correctional Facility.....	1,000	100	1,900	3,000
Elmira Correctional Facility.....	2,000	300	650	2,950
Fishkill Correctional Facility.....	1,000	1,000	3,500	5,500
Five Points Correctional Facility.....	500	500	250	1,250
Franklin Correctional Facility.....	4,500	300	1,000	5,800
Gouverneur Correctional Facility.....	1,000	250	500	1,750
Great Meadow Correctional Facility.....	5,500	500	300	6,300
Green Haven Correctional Facility.....	2,000	500	300	2,800
Greene Correctional Facility.....	1,000	500	1,000	2,500
Groveland Correctional Facility.....	2,000	100	400	2,500
Hale Creek Alcohol and Substance Abuse Correctional Treatment Center	650	250	25	925
Hudson Correctional Facility.....	3,000	100	2,050	5,150
Lakeview Shock Incarceration Correctional Facility.....	3,000	500	200	3,700
Marcy Correctional Facility.....	3,500	250	500	4,250
Mid-State Correctional Facility.....	1,000	600	300	1,900
Mohawk Correctional Facility.....	2,500	100	250	2,850
Operations - Central Office.....	20,000	5,000	2,500	27,500
Orleans Correctional Facility.....	2,500	250	7,500	10,250
Otisville Correctional Facility.....	1,000	-	50	1,050
Queensboro Correctional Facility.....	3,000	1,000	7,100	11,100
Riverview Correctional Facility.....	1,000	500	-	1,500
Shawangunk Correctional Facility.....	1,200	-	100	1,300
Sing Sing Correctional Facility.....	7,000	250	500	7,750

STATE OF NEW YORK
SUMMARY OF CASH ADVANCE ACCOUNTS BY BUSINESS UNIT AND DEPARTMENT
FISCAL YEAR ENDED MARCH 31, 2022

SCHEDULE 33
(continued)

BUSINESS UNIT	PETTY CASH	TRAVEL	OTHER	TOTAL ADVANCES
Sullivan Correctional Facility.....	2,000	100	250	2,350
Taconic Correctional Facility.....	3,000	700	500	4,200
Ulster Correctional Facility.....	600	-	1,000	1,600
Upstate Correctional Facility.....	1,600	500	500	2,600
Wallkill Correctional Facility.....	1,000	250	300	1,550
Washington Correctional Facility.....	2,000	250	200	2,450
Wende Correctional Facility.....	2,500	1,000	250	3,750
Woodbourne Correctional Facility.....	1,300	200	100	1,600
Wyoming Correctional Facility.....	4,300	1,000	1,000	6,300
Criminal Justice Services, Division of.....	3,000	-	-	3,000
Education, State Department of:				
Batavia School for the Blind.....	4,000	-	-	4,000
Education, State Department of.....	3,000	-	297,000	300,000
Rome School for the Deaf.....	2,000	-	-	2,000
Elections, Board of.....	-	-	5,000	5,000
Employee Relations, Office of.....	2,000	-	-	2,000
Environmental Conservation, Department of.....	30,000	-	37,000	67,000
Financial Control Board for New York City.....	750	-	-	750
Financial Services, Department of.....	6,000	-	10,000	16,000
General Services, Office of:				
Business Service Center - General.....	25,000	-	-	25,000
General Services, Office of.....	20,000	-	3,300,000	3,320,000
General Services New York Power Authority Miscellaneous, Office of.....	-	-	6,000,000	6,000,000
Health, Department of:				
Health, Department of.....	14,950	-	7,000	21,950
Helen Hayes Hospital.....	20,000	-	-	20,000
New York State Veterans' Home at Montrose.....	15,000	-	-	15,000
New York State Veterans' Home at Oxford.....	13,000	-	1,200	14,200
New York State Veterans' Home at St Albans.....	15,000	-	-	15,000
Western New York Veterans' Home at Batavia.....	4,000	-	1,500	5,500

STATE OF NEW YORK
SUMMARY OF CASH ADVANCE ACCOUNTS BY BUSINESS UNIT AND DEPARTMENT
FISCAL YEAR ENDED MARCH 31, 2022

SCHEDULE 33
(continued)

BUSINESS UNIT	PETTY CASH	TRAVEL	OTHER	TOTAL ADVANCES
Homeland Security, Department of.....	-	-	15,000	15,000
Human Rights, Division of.....	4,500	-	-	4,500
Inspector General, Office of the State.....	1,500	-	30,000	31,500
Joint Commission on Public Ethics.....	500	-	-	500
Judicial Conduct.....	4,000	-	-	4,000
Justice Center for the Protection of People with Special Needs.....	2,000	-	-	2,000
Labor, Department of.....	28,000	-	-	28,000
Lake George Park Commission.....	2,000	-	-	2,000
Law, Department of:				
Attorney General, Office of the.....	30,050	-	212,949	242,999
Medicaid Fraud Control.....	8,000	-	40,000	48,000
Legislative Bill Drafting Commission.....	1,000	1,000	-	2,000
Legislature - Assembly:				
Legislative Task Force on Demographic Research and Reapportionment.....	250	-	-	250
New York State Assembly.....	18,750	4,000	-	22,750
Medicaid Inspector General, Office of.....	500	-	1,000	1,500
Mental Health, Office of:				
Bronx Children's Psychiatric Center.....	7,703	-	3,025	10,728
Bronx Psychiatric Center.....	5,000	-	19,020	24,020
Buffalo Psychiatric Center.....	25,500	-	30,020	55,520
Capital District Psychiatric Center.....	5,100	-	7,410	12,510
Central New York Psychiatric Center.....	5,550	-	5,225	10,775
Creedmoor Psychiatric Center.....	15,000	-	56,000	71,000
Elmira Psychiatric Center.....	11,000	-	6,350	17,350
Greater Binghamton Health Center.....	3,500	-	8,000	11,500
Kingsboro Psychiatric Center.....	21,793	-	27,545	49,338
Kirby Forensic Psychiatric Center.....	18,600	-	-	18,600
Manhattan Psychiatric Center.....	32,000	-	-	32,000

STATE OF NEW YORK
SUMMARY OF CASH ADVANCE ACCOUNTS BY BUSINESS UNIT AND DEPARTMENT
FISCAL YEAR ENDED MARCH 31, 2022

SCHEDULE 33
(continued)

BUSINESS UNIT	PETTY CASH	TRAVEL	OTHER	TOTAL ADVANCES
Mental Health, Office of.....	19,500	-	-	19,500
Mid-Hudson Forensic Psychiatric Center.....	16,925	-	-	16,925
Mohawk Valley Psychiatric Center.....	6,000	-	11,000	17,000
Nathan Kline Institute.....	1,300	-	-	1,300
New York State Psychiatric Institute.....	2,000	-	-	2,000
Pilgrim Psychiatric Center.....	5,000	-	60,000	65,000
Queens Facility Wide.....	10,720	-	-	10,720
Richard H. Hutchins Psychiatric Center.....	10,000	-	6,000	16,000
Rochester Psychiatric Center.....	17,024	-	24,093	41,117
Rockland Children's Psychiatric Center.....	19,200	-	800	20,000
Rockland Psychiatric Center.....	35,000	-	41,500	76,500
Sagamore Children's Psychiatric Center.....	3,500	-	2,275	5,775
South Beach Psychiatric Center.....	9,000	-	16,500	25,500
St. Lawrence Psychiatric Center.....	7,350	-	13,534	20,884
Western New York Children's Psychiatric Center.....	2,000	-	1,325	3,325
Military and Naval Affairs, Division of.....	20,000	-	-	20,000
Motor Vehicles, Department of:				
Chisholm.....	(9,500)	-	-	(9,500)
Expenditures.....	5,000	-	-	5,000
Field Operations.....	360,815	-	-	360,815
Statewide.....	70,875	1,000	28,000	99,875
NYS Gaming Commission.....	1,000	-	-	1,000
Parks, Recreation and Historic Preservation, Office of.....	40,000	-	273,090	313,090
People With Developmental Disabilities, Office for:				
Bernard M Fineson DDSO.....	12,000	-	-	12,000
Brooklyn DDSO.....	12,000	-	-	12,000
Broome DDSO.....	45,675	-	1,450	47,125
Capital District DDSO.....	50,000	-	-	50,000
Central New York DDSO.....	40,000	-	-	40,000
Finger Lakes DDSO.....	78,100	-	34,500	112,600
Hudson Valley DDSO.....	40,302	-	-	40,302
Institute for Basic Research in Development Disabilities.....	3,000	-	-	3,000
Long Island DDSO.....	25,000	-	-	25,000
Metro New York DDSO.....	38,505	-	-	38,505
People With Developmental Disabilities, Office for.....	2,000	-	-	2,000

**STATE OF NEW YORK
SUMMARY OF CASH ADVANCE ACCOUNTS BY BUSINESS UNIT AND DEPARTMENT
FISCAL YEAR ENDED MARCH 31, 2022**

**SCHEDULE 33
(continued)**

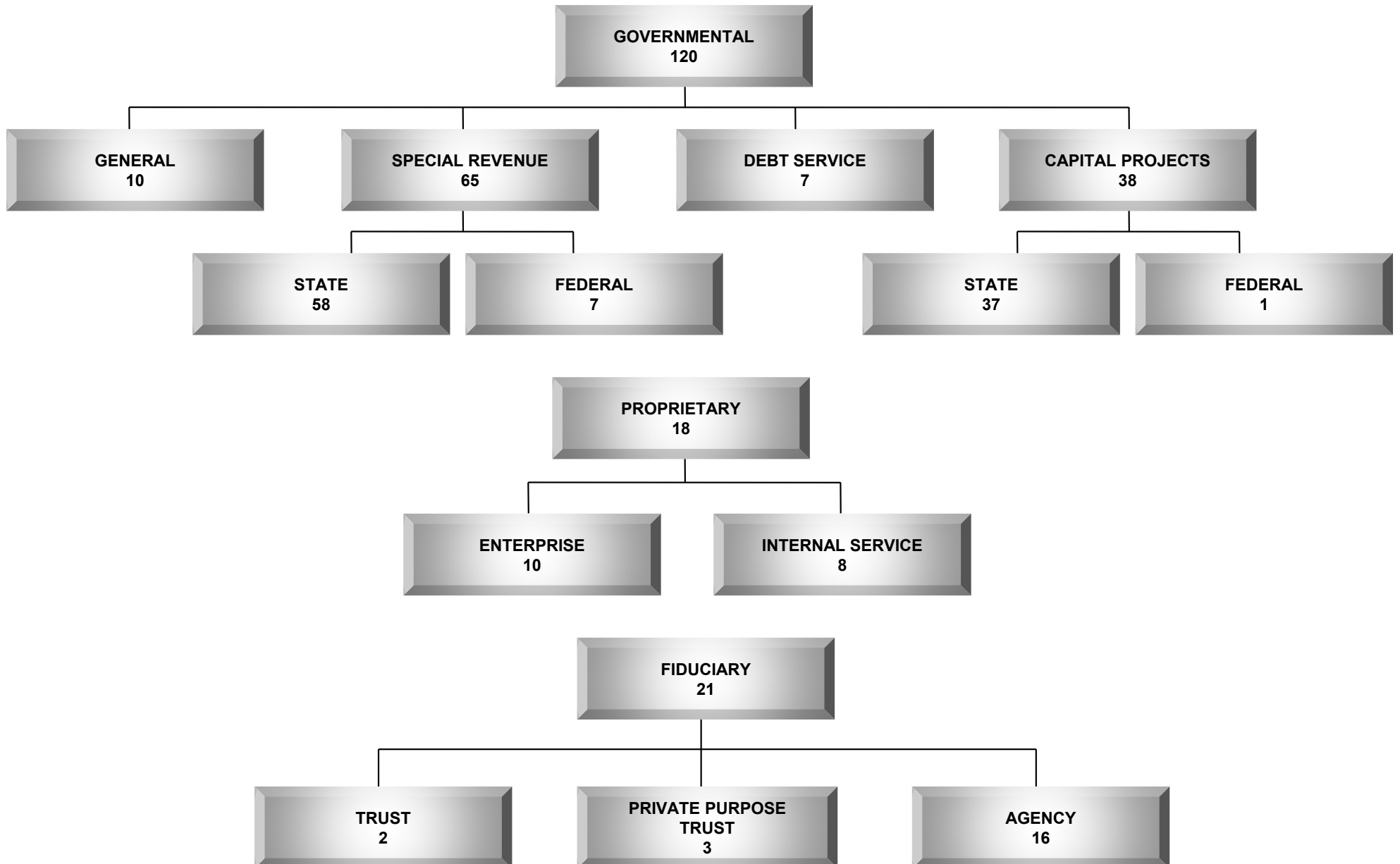
BUSINESS UNIT	PETTY CASH	TRAVEL	OTHER	TOTAL ADVANCES
Staten Island DDSO.....	19,000	-	-	19,000
Sunmount DDSO.....	26,000	-	-	26,000
Taconic DDSO.....	67,000	-	-	67,000
Western New York DDSO.....	60,000	-	50,000	110,000
Public Employment Relations Board.....	1,500	-	-	1,500
Public Service, Department of.....	4,000	-	-	4,000
State Comptroller, Office of the.....	9,400	11,850	-	21,250
State Police, Division of:				
New York State Police - Troop A.....	1,000	-	14,500	15,500
New York State Police - Troop B.....	1,000	-	12,000	13,000
New York State Police - Troop C.....	1,000	-	14,500	15,500
New York State Police - Troop D.....	1,000	-	14,500	15,500
New York State Police - Troop E.....	1,000	-	14,500	15,500
New York State Police - Troop F.....	1,000	-	12,000	13,000
New York State Police - Troop G.....	1,000	-	20,000	21,000
New York State Police - Troop K.....	1,000	-	12,000	13,000
New York State Police - Troop L.....	-	-	8,000	8,000
New York State Police - Troop New York City.....	-	-	10,500	10,500
OCT-Response & Training Sect/HQ.....	-	-	4,000	4,000
State Police, Division of.....	2,000	-	121,000	123,000
State University of New York:				
Central Administration.....	2,200,000	-	2,500,000	4,700,000
State, Department of:				
State, Department of.....	17,000	-	-	17,000
Tug Hill Commission.....	1,750	-	-	1,750
Taxation and Finance, Department of.....	15,000	-	30,000	45,000
Temporary and Disability Assistance, Office of.....	10,000	-	-	10,000
Transportation, Department of.....	30,000	23,100	-	53,100

STATE OF NEW YORK
SUMMARY OF CASH ADVANCE ACCOUNTS BY BUSINESS UNIT AND DEPARTMENT
FISCAL YEAR ENDED MARCH 31, 2022

SCHEDULE 33
(continued)

BUSINESS UNIT	PETTY CASH	TRAVEL	OTHER	TOTAL ADVANCES
Unified Court System:				
Appellate Division - 1st Judicial Department.....	300	-	-	300
Court Administration Budget and Finance, Office of.....	2,500	-	-	2,500
Court of Appeals.....	50	-	-	50
Lawyers' Fund for Client Protection.....	5,000	-	-	5,000
2nd Judicial District Kings County.....	1,150	-	-	1,150
4th District Administration.....	490	-	-	490
5th District Administration.....	655	-	-	655
6th District Administration.....	800	-	-	800
7th District Administration.....	450	-	-	450
8th District Administration.....	1,350	-	-	1,350
9th District Administration.....	900	-	-	900
10th Judicial District Nassau County.....	500	-	-	500
10th Judicial District Suffolk County.....	950	-	-	950
Victim Services, Office of.....	1,550	-	170,000	171,550
Welfare Inspector General, Office of.....	-	-	15,000	15,000
Total of Cash Advance Accounts by Business Unit and Department.....	<u>\$ 4,248,632</u>	<u>\$ 65,900</u>	<u>\$ 13,788,336</u>	<u>\$ 18,102,868</u>

**STATE OF NEW YORK
FUND STRUCTURE
NUMBER OF MAJOR FUNDS PER FUND TYPE
AS OF MARCH 31, 2022**



STATE OF NEW YORK
 FUND STRUCTURE AND LIST OF JOINT CUSTODY FUNDS
 AS OF MARCH 31, 2022

APPENDIX
 (continued)

FUND NUMBER	FUND NAME	FUND CLASSIFICATION	YEAR ESTABLISHED	AUTHORIZATION
10000-10049	Local Assistance Account	General	1981	State Finance Law, §72 (2a)
10050-10099	State Operations Account	General	1981	State Finance Law, §72 (2b)
10100-10149	Tax Stabilization Reserve	General	1984	State Finance Law, §92
10150-10199	Contingency Reserve	General	1993	Laws of 1993, Chapter 60, §41
10200-10249	Universal Pre-Kindergarten Reserve	General	2000	State Finance Law, §97-vvv
10250-10299	Community Projects	General	1996	State Finance Law, §99-d
10300-10349	Rainy Day Reserve	General	2007	State Finance Law, §92-cc
10400-10449	Refund Reserve Account	General	1978	State Finance Law, §71 and Tax Law, §171-a
10500-10549	Fringe Benefit Escrow Account	General	1970	State Finance Law, §8-b and Civil Service Law, §168
10550-10599	Tobacco Revenue Guarantee	General	2003	State Finance Law, §97-cccc
20000-20099	Mental Health Gifts and Donations	Special Revenue - State	1984	Mental Hygiene Law, §7.29 and §13.29
20100-20299	Combined Expendable Trust	Special Revenue - State	1982	State Finance Law, §71 and State Finance Law, §11
20300-20349	New York Interest on Lawyer Account (IOLA)	Special Revenue - State	1983	State Finance Law, §97-v
20350-20399	New York State Archives Partnership Trust	Special Revenue - State	1992	Laws of 1992, Chapter 758, §7
20400-20449	Child Performer's Protection	Special Revenue - State	2003	State Finance Law, §99-j
20450-20499	Tuition Reimbursement	Special Revenue - State	1990	State Finance Law, §97-hh
20500-20549	Local Government Records Management Improvement	Special Revenue - State	1989	State Finance Law, §97-i
20550-20599	School Tax Relief	Special Revenue - State	1998	State Finance Law, §97-rrr
20600-20649	Charter Schools Stimulus	Special Revenue - State	1999	State Finance Law, §97-sss
20650-20699	Not-For-Profit Short-Term Revolving Loan	Special Revenue - State	1991	State Finance Law, §97-jj
20800-20849	Health Care Reform Act Resources	Special Revenue - State	2000	State Finance Law, §92-dd
20850-20899	Dedicated Mass Transportation Trust	Special Revenue - State	1991	State Finance Law, §89-c
20900-20949	State Lottery	Special Revenue - State	1967	State Finance Law, §92-c
20950-20999	Combined Student Loan	Special Revenue - State	1982	State Finance Law, §71
21000-21049	Sewage Treatment Program Management and Administration	Special Revenue - State	1989	State Finance Law, §97-l
21050-21149	ENCON Special Revenue	Special Revenue - State	1992	State Finance Law, §71
21150-21199	Conservation	Special Revenue - State	1940	State Finance Law, §83
21200-21249	Environmental Protection and Oil Spill Compensation	Special Revenue - State	1978	Navigation Law, §179
21250-21299	Training and Education Program on Occupational Safety and Health	Special Revenue - State	1985	State Finance Law, §97-c and Labor Law, §887
21300-21349	Lawyers' Fund For Client Protection	Special Revenue - State	1981	State Finance Law, §97-t
21350-21399	Equipment Loan Fund for the Disabled	Special Revenue - State	1985	Social Services Law, §326-b
21400-21449	Mass Transportation Operating Assistance	Special Revenue - State	1981	State Finance Law, §88-a
21450-21499	Clean Air	Special Revenue - State	1993	State Finance Law, §97-oo
21500-21549	New York State Infrastructure Trust	Special Revenue - State	1987	State Finance Law, §88
21550-21599	Legislative Computer Services	Special Revenue - State	1984	State Finance Law, §97-uu
21600-21649	Biodiversity Stewardship and Research	Special Revenue - State	1993	State Finance Law, §97-oo
21650-21699	Combined Non-Expendable Trust	Special Revenue - State	1982	State Finance Law, §71
21700-21749	Winter Sports Education Trust	Special Revenue - State	1977	Education Law, §495-a
21750-21799	Musical Instrument Revolving	Special Revenue - State	1983	State Finance Law, §97-v
21850-21899	Arts Capital Grants	Special Revenue - State	1987	State Finance Law, §97-z
21900-22499	Miscellaneous State Special Revenue	Special Revenue - State	1982	State Finance Law, §71
22500-22549	Court Facilities Incentive Aid	Special Revenue - State	1987	State Finance Law, §94
22550-22599	Employment Training	Special Revenue - State	1983	State Finance Law, §71
22650-22699	State University Income	Special Revenue - State	1959	Education Law, §355 (4)
22700-22749	Chemical Dependence Service	Special Revenue - State	1984	State Finance Law, §97-w

STATE OF NEW YORK
 FUND STRUCTURE AND LIST OF JOINT CUSTODY FUNDS
 AS OF MARCH 31, 2022

APPENDIX
 (continued)

FUND NUMBER	FUND NAME	FUND CLASSIFICATION	YEAR ESTABLISHED	AUTHORIZATION
22750-22799	Lake George Park Trust	Special Revenue - State	1987	State Finance Law, §97-h
22800-22849	State Police Motor Vehicle Law Enforcement and Motor Vehicle Theft and Insurance Fraud Prevention	Special Revenue - State	1992	State Finance Law, §89-d and §97-mm
22850-22899	New York Great Lakes Protection	Special Revenue - State	1990	State Finance Law, §97-ee
22900-22949	Federal Revenue Maximization Contract	Special Revenue - State	1996	State Finance Law, §97-ttt
22950-22999	Housing Development	Special Revenue - State	1968	Private Housing Finance Law, §574
23000-23049	NYS DOT Highway Safety Program	Special Revenue - State	1990	State Finance Law, §90
23050-23099	Vocational Rehabilitation	Special Revenue - State	1969	State Finance Law, §97-lll
23100-23149	Drinking Water Program Management and Administration	Special Revenue - State	1997	State Finance Law, §97-ddd
23150-23199	New York City County Clerks' Operations Offset	Special Revenue - State	1992	State Finance Law, §94-a
23200-23249	Judiciary Data Processing Offset	Special Revenue - State	1992	State Finance Law, §94-b
23500-23549	US Olympic Committee/Lake Placid Olympic Training	Special Revenue - State	1995	State Finance Law, §84
23550-23599	Indigent Legal Services	Special Revenue - State	2003	State Finance Law, §98-b
23600-23649	Unemployment Insurance Interest and Penalty	Special Revenue - State	1952	Labor Law, §552
23650-23699	MTA Financial Assistance	Special Revenue - State	2009	State Finance Law, §92-ff
23700-23749	Commercial Gaming Revenue	Special Revenue - State	2013	State Finance Law, §97-nnnn
23750-23799	Medical Cannabis Trust	Special Revenue - State	2014	State Finance Law, §89-h
23800-23899	Dedicated Miscellaneous State Special Revenue	Special Revenue - State	2016	State Finance Law, §71
24800-24849	NYS Cannabis Revenue	Special Revenue - State	2021	State Finance Law, §99-ii
24850-24899	Health Care Transformation	Special Revenue - State	2018	State Finance Law, §92-hh
24900-24949	Charitable Gifts Trust	Special Revenue - State	2018	State Finance Law, §92-gg
24950-24954	Interactive Fantasy Sports	Special Revenue - State	2016	Racing, Pari-Mutuel Wagering and Breeding Law, Article 14
24955-24959	Mobile Sports Wagering	Special Revenue - State	2021	Racing, Pari-Mutuel Wagering and Breeding Law, §1367 and §1367-a
40350-40399	State University Dormitory Income	Special Revenue - State	1955	Education Law, §355 (8)
25000-25099	Federal USDA/Food and Nutrition Services	Special Revenue - Federal	1988	State Finance Law, §71
25100-25199	Federal Health and Human Services	Special Revenue - Federal	1972	State Finance Law, §71
25200-25249	Federal Education	Special Revenue - Federal	1998	State Finance Law, §71
25300-25899, 25951	Federal Miscellaneous Operating Grants	Special Revenue - Federal	1981	State Finance Law, §71
25900-25949	Unemployment Insurance Administration	Special Revenue - Federal	1936	Labor Law, §551, §552-a, §552-b and §530
25950, 25952-25999	Unemployment Insurance Occupational Training	Special Revenue - Federal	1967	State Finance Law, §71
26000-26049	Federal Employment and Training Grants	Special Revenue - Federal	1983	State Finance Law, §71
30000-30049	State Capital Projects	Capital Projects - State	1982	State Finance Law, §93
30050-30099	Dedicated Highway and Bridge Trust	Capital Projects - State	1991	State Finance Law, §89-b
30100-30299	State University Residence Halls Rehabilitation and Repair	Capital Projects - State	1991	State Finance Law, §71
30300-30349	New York State Canal System Development	Capital Projects - State	1992	State Finance Law, §92-u
30350-30399	State Park Infrastructure	Capital Projects - State	1993	State Finance Law, §97-mm
30400-30449	Passenger Facility Charge	Capital Projects - State	1993	State Finance Law, §90-a
30450-30499	Environmental Protection	Capital Projects - State	1993	State Finance Law, §92-s
30500-30549	Clean Water/Clean Air Implementation	Capital Projects - State	1997	State Finance Law, §97-eee
30600-30609	Energy Conservation Through Improved Transportation Bond	Capital Projects - State	1980	State Finance Law, §57 (5), §76 (2) and §76 (3)
30610-30619	Park and Recreation Land Acquisition Bond	Capital Projects - State	1960	State Finance Law, §57 (5)
30620-30629	Pure Waters Bond	Capital Projects - State	1965	State Finance Law, §57 (5)
30630-30639	Transportation Capital Facilities Bond	Capital Projects - State	1967	State Finance Law, §57 (5)
30640-30649	Environmental Quality Protection Bond Act (1972)	Capital Projects - State	1973	State Finance Law, §97-a
30650-30659	Rebuild and Renew New York Transportation Bond	Capital Projects - State	2005	State Finance Law, §97-eeee
30660-30669	Transportation Infrastructure Renewal Bond	Capital Projects - State	1983	State Finance Law, §74

STATE OF NEW YORK
 FUND STRUCTURE AND LIST OF JOINT CUSTODY FUNDS
 AS OF MARCH 31, 2022

APPENDIX
 (continued)

FUND NUMBER	FUND NAME	FUND CLASSIFICATION	YEAR ESTABLISHED	AUTHORIZATION
30670-30679	Environmental Quality Bond Act (1986)	Capital Projects - State	1986	State Finance Law, §97-d
30680-30689	Accelerated Capacity and Transportation Improvements Bond	Capital Projects - State	1988	State Finance Law, §77
30690-30699	Clean Water/Clean Air Bond	Capital Projects - State	1996	State Finance Law, §97-aaa
30700-30709	State Housing Bond	Capital Projects - State	1939	State Finance Law, §60 (5)
30710-30719	Smart Schools Bond	Capital Projects - State	2014	State Finance Law, §97-oooo
30750-30799	Outdoor Recreation Development Bond	Capital Projects - State	1965	State Finance Law, §57 (5)
30900-30949	Rail Preservation and Development Bond	Capital Projects - State	1974	State Finance Law, §76
31350-31449	Federal Capital Projects	Capital Projects - Federal	1982	State Finance Law, §71
31450-31499	Forest Preserve Expansion	Capital Projects - State	1958	State Finance Law, §97-e
31500-31549	Hazardous Waste Remedial	Capital Projects - State	1982	State Finance Law, §97-b
31650-31699	Suburban Transportation	Capital Projects - State	1987	State Finance Law, §88-b
31700-31749	Division For Youth Facilities Improvement	Capital Projects - State	1990	State Finance Law, §97-gg
31800-31849	Housing Assistance	Capital Projects - State	1988	State Finance Law, §92-q
31850-31899	Housing Program	Capital Projects - State	1990	State Finance Law, §71
31900-31949	Natural Resource Damages	Capital Projects - State	1994	State Finance Law, §71
31950-31999	Department of Transportation Engineering Services	Capital Projects - State	1989	State Finance Law, §71
32200-32249	Miscellaneous Capital Projects	Capital Projects - State	1988	State Finance Law, §71
32250-32299	City University of New York Capital Projects	Capital Projects - State	1987	State Finance Law, §71 and Education Law, §377
32300-32349	Mental Hygiene Facilities Capital Improvement	Capital Projects - State	1990	State Finance Law, §71
32350-32399	Correctional Facilities Capital Improvement	Capital Projects - State	1990	State Finance Law, §71
32400-32999	State University Capital Projects	Capital Projects - State	1977	State Finance Law, §71
33000-33049	New York State Storm Recovery	Capital Projects - State	2013	State Finance Law, §93-a
33050-33099	Dedicated Infrastructure Investment Fund	Capital Projects - State	2015	State Finance Law, §93-b
40000-40049	Debt Reduction Reserve	Debt Service	1998	State Finance Law, §97-rrr
40100-40149	Mental Health Services	Debt Service	1987	State Finance Law, §97-f
40150-40199	General Debt Service	Debt Service	1982	State Finance Law, §71, §72, §73, §92-h and §92-z
40250-40299	Housing Debt	Debt Service	1940	State Finance Law, §97
40300-40349	Department of Health Income	Debt Service	1971	Public Health Law, §409
40400-40449	Clean Water/Clean Air	Debt Service	1996	State Finance Law, §97-bbb
40450-40499	Local Government Assistance Tax	Debt Service	1990	State Finance Law, §92-r
23250-23449	CUNY Senior College Program	Enterprise	1995	State Finance Law, §71
50000-50049	Youth Commissary	Enterprise	1970	Executive Law, §517
50050-50099	State Exposition Special	Enterprise	1927	Agriculture and Markets Law, §31-c
50100-50299	Correctional Services Commissary	Enterprise	1948	Correction Law, §26
50300-50399	Agency Enterprise	Enterprise	1983	State Finance Law, §71
50400-50449	Sheltered Workshop	Enterprise	1984	State Finance Law, §71
50450-50499	Patient Workshop	Enterprise	1984	State Finance Law, §71
50500-50599	Mental Hygiene Community Stores	Enterprise	1965	Mental Hygiene Law, §7.27(c) and §13.27(c)
50650-50699	Unemployment Insurance Benefit	Enterprise	1938	Labor Law, §550
60850-60899	CUNY Senior College Operating	Enterprise	1977	Education Law, §6221
55000-55049	Centralized Services	Internal Service	1964	State Finance Law, §97-g
55050-55099	Agency Internal Service	Internal Service	1983	State Finance Law, §71
55100-55149	Mental Hygiene Revolving	Internal Service	1953	State Finance Law, §71
55150-55199	Youth Vocational Education	Internal Service	1983	Executive Law, §513
55200-55249	Joint Labor and Management Administration	Internal Service	1986	State Finance Law, §71
55250-55299	Audit and Control Revolving	Internal Service	1982	State Finance Law, §71

STATE OF NEW YORK
 FUND STRUCTURE AND LIST OF JOINT CUSTODY FUNDS
 AS OF MARCH 31, 2022

APPENDIX
 (continued)

FUND NUMBER	FUND NAME	FUND CLASSIFICATION	YEAR ESTABLISHED	AUTHORIZATION
55300-55349	Health Insurance Revolving	Internal Service	1982	State Finance Law, §71
55350-55399	Correctional Industries Revolving	Internal Service	1982	State Finance Law, §71
60050-60149	School Capital Facilities Financing Reserve	Agency	1988	Education Law, §407-a and §407-b
60150-60199	Child Performer's Holding	Agency	2004	State Finance Law, §99-k
60200-60249	Employees Health Insurance	Agency	1956	Civil Service Law, §167 (6)
60250-60299	Social Security Contribution	Agency	1953	Retirement and Social Security Law, §134 and §141
60300-60399	Employee Payroll Withholding	Agency	1982	State Finance Law, §71
60400-60449	Employees Dental Insurance	Agency	1971	State Finance Law, §71
60450-60499	Management Confidential Group Insurance	Agency	1971	State Finance Law, §71
60500-60549	Lottery Prize	Agency	1967	Tax Law, §1612
60550-60599	Health Insurance Reserve Receipts	Agency	1977	State Finance Law, §99-c (3)
60600-60799	Miscellaneous New York State Agency	Agency	1982	State Finance Law, §71
60800-60849	Elderly Pharmaceutical Insurance Coverage (EPIC) Escrow	Agency	1987	State Finance Law, §71
60900-60949	Medicaid Management Information System (MMIS) Escrow	Agency	1977	Social Services Law, §367-b
60950-60999	Special Education	Agency	1985	Civil Service Law, §154-b, §154-c, and Executive Law, §227-a (3)
61000-61099	State University of New York Revenue Collection	Agency	1976	State Finance Law, §71
61100-61999	State University Federal Direct Lending Program	Agency	1995	State Finance Law, §71
62000-62049	SSI SSP Payment	Agency	2014	State Finance Law, §71
65000-65049	Common Retirement Administration	Trust	1967	Retirement and Social Security Law, §422
65050-65099	Retiree Health Benefit Trust	Trust	2021	State Finance Law, §99-aa
22022	College Savings Account	Private Purpose Trust	2003	State Finance Law, §78
66000-66049	Agriculture Producers' Security	Private Purpose Trust	1992	Agriculture and Markets Law, §250
66050-66099	Milk Producers' Security	Private Purpose Trust	1987	Agriculture and Markets Law, §258-b (4)(a)

**STATE OF NEW YORK
OFFICE OF THE STATE COMPTROLLER
OFFICE OF OPERATIONS
DIVISION OF PAYROLL, ACCOUNTING AND REVENUE SERVICES**

**THOMAS P. DiNAPOLI
STATE COMPTROLLER**

Terri B. Crowley	Executive Deputy Comptroller, Office of Operations
Suzette Barsoum Baker, CPA, CGFM, CGMA	Deputy Comptroller, Payroll, Accounting and Revenue Services
Sharon M. Buck	Assistant Comptroller, Payroll, Accounting and Revenue Services

Bureau of Financial Reporting and Oil Spill Remediation

Deborah J. Hilson	Director
Maria Guzman, CPA	Assistant Director
Carrie Piser	Assistant Chief Accountant, Cash Basis Financial Reporting
Rosemary Liss	Principal Accountant, Cash Basis Financial Reporting

Report Contributors

Carol Bruso	Laura Hennessey, CGFM	Christopher Smith
Rachel Byron	Thomas Hickey	Jennifer Spencer
Khushbu Chechani	Megan LaFountain	Desiree Stratton
Michael Donadio	Beverley Lucas	David Trestick
Matthew Donohue	Stephen Raptoulis, CPA	Chuck Trimbach
Molly Gibbons	David Richter	Sandra Trzcinski, CGFM, CGAP, APM
Jonathan Golden, CPA	Agata Roberts	Dainelle Whitman
Donna Greenberg, CPA, CGFM	Eric Roosevelt	Qing Xu
Maria Harasimowicz	Trevor Skiba	Amanda Zibella