

Fiscal Stress Monitoring System

Joe Testa, Auditor, Data Management Unit Coraline Falco, Research Analyst
Division of Local Government and School Accountability



NYS COMPTROLLER
THOMAS P. DiNAPOLI

1

Fiscal Stress Monitoring System

Agenda

- Fiscal Stress Monitoring System 101
- Upcoming Score Release
- Key Takeaways
- 2020 Preliminary Results
- Resources - How We Can Help
- Q & A



NYS COMPTROLLER
THOMAS P. DiNAPOLI

2

Fiscal Stress Monitoring System 101

Purpose

- To identify local governments and school districts in fiscal stress or susceptible to fiscal stress.
- To identify for local officials the need to take action in a timely manner to improve financial trends.
- [System Basics](#)



NYS COMPTROLLER
THOMAS P. DiNAPOLI

3

Fiscal Stress Monitoring System 101

- Fiscal Stress Score
- Environmental Stress Score



NYS COMPTROLLER
THOMAS P. DiNAPOLI

4

Fiscal Stress Score

Financial Indicator	Fiscal Stress Financial Indicators	Maximum Points
1	Assigned and Unassigned Fund Balance as a Percentage (%) of Gross Expenditures	25
2	Total Fund Balance as a Percentage (%) of Gross Expenditures	25
3	Operating Deficits	10
4	Cash Ratio - Cash and Investments as a Percentage (%) of Current Liabilities	10
5	Cash as a Percentage (%) of Monthly Gross Expenditures	10
6	Short-Term Cash-Flow Debt Issuance as a Percentage (%) of Total Revenues	5
7	Short-Term Cash-Flow Debt Issuance Trend	5
8	Personal Service and Employee Benefits as a Percentage (%) of Total Revenues (3 year	5
9	Debt Service as a Percentage (%) of Total Revenues (3 year avg)	5
		100

Fiscal Stress Classification	Point Range (Out of 100 total pts)
Significant	65 - 100
Moderate	55 - 64.9
Susceptible	45 - 54.9
No Designation	0 - 44.9

Local Govt. Type	General Fund	Combined Funds
Cities	A	A, FX, G, ES, EW
Counties	A	A, D, DM, FX, G, All Enterprise Funds
Towns	A, DA	A, B, DA, DB, FX, G, SS, SW, ES, EW
Villages	A	A, FX, G, ES, EW



NYS COMPTROLLER
THOMAS P. DiNAPOLI

5

Environmental Stress Score

Environmental Indicators	Fiscal Stress Environmental Indicators	Maximum Points
1	Change in Population	10
2	Percent of Households With Public Assistance	20
3	Percent of Population Under 18 & Over 65	10
4	Percent Change in Home Value	20
5	Median Household Income	10
6	Unemployment Rate	10
7	Reliance on State and Federal Aid	20
		100

Environmental Stress Classification	Point Range (Out of 100 total pts)
Significant	50 - 100
Moderate	40 - 49.9
Susceptible	30 - 39.9
No Designation	0 - 29.9



NYS COMPTROLLER
THOMAS P. DiNAPOLI

6

Fiscal Stress Monitoring System

- Upcoming release for calendar year filers
- Communication emails
 - Local governments in fiscal stress
 - All local governments



NYS COMPTROLLER
THOMAS P. DiNAPOLI

7

Key Takeaways

- Be Prepared
- Environmental Stress Score Reminder
- OSC's Website Resources



NYS COMPTROLLER
THOMAS P. DiNAPOLI

8

Fiscal Stress Monitoring System

Municipalities: Fiscal Year 2020 Preliminary Results (Calendar and Non-Calendar Year) and COVID-19 Impact



NYS COMPTROLLER
THOMAS P. DiNAPOLI

9

Fiscal Stress Preliminary Results for FYE 2020

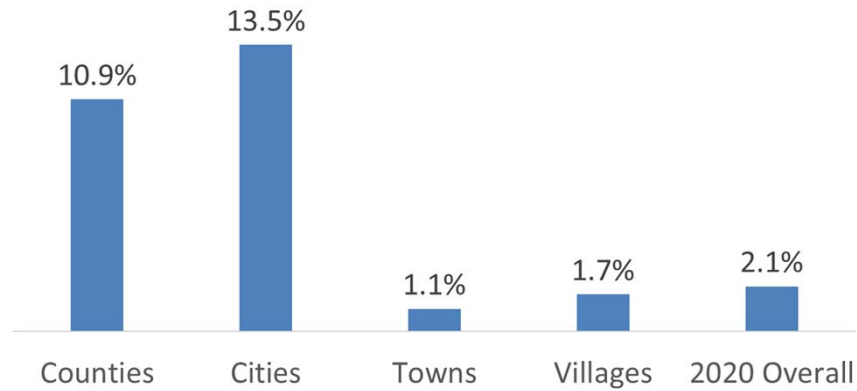
- These results are for all municipalities with a fiscal year ending any time during 2020.
 - The scores incorporate how the COVID-19 pandemic affected FYE 2020 for most local governments.
- OSC found 2.1 percent of municipalities in some level of stress.
- Counties and cities are much more likely to be in a level of stress than towns or villages.



NYS COMPTROLLER
THOMAS P. DiNAPOLI

10

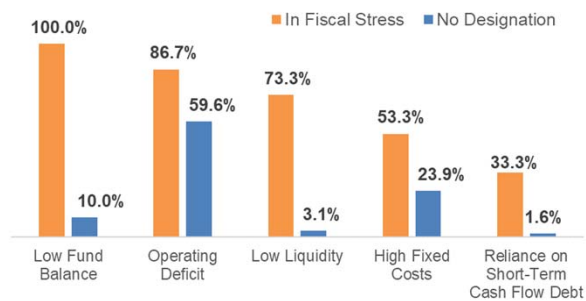
Fiscal Stress by Class



Preliminary Data.

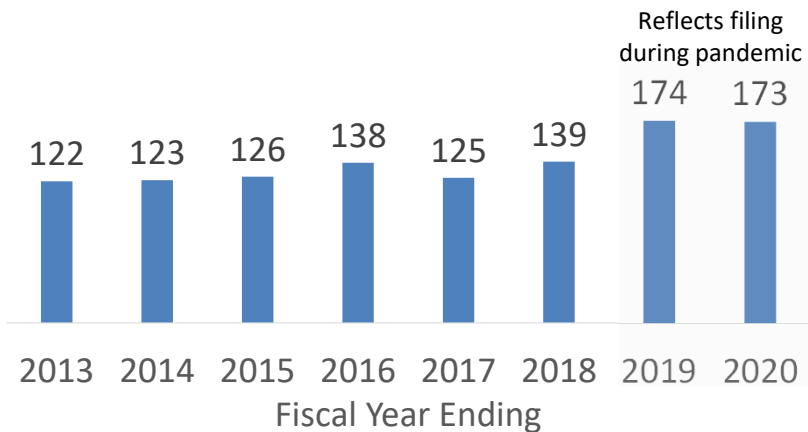
Fiscal Stress Indicators

- FSMS uses several indicators of budgetary solvency.
- All stressed local governments had low fund balance.



Preliminary Data.

No Score Possible: Number of Non-Filers



Preliminary Data.

NYS COMPTROLLER
THOMAS P. DiNAPOLI

13

Fiscal Stress and the Pandemic

The COVID-19 pandemic that began in March 2020 impacted local government operations but did not increase the number of local governments designated in fiscal stress in FYE 2020.

- Public health-related closures reduced expenditures.
- Some likely relied on fund balance.
- The economy rebounded more quickly than projected.

2021 American Rescue Plan Act: stimulus for local governments over two federal fiscal years.

NYS COMPTROLLER
THOMAS P. DiNAPOLI

14

Resources

Fiscal Stress Monitoring System Webpage

Office of the NEW YORK STATE COMPTROLLER
NYS Comptroller Thomas P. DiNapoli

Log In | Search | Toggle

Unclassified | Relevant | Local Government | Agencies | Vendors | Audits | Reports | Other

Fiscal Stress Monitoring System

State Comptroller Thomas P. DiNapoli created an early warning system for communities and school districts with fiscal problems. Acting upon potential problems gives local officials and taxpayers the opportunity to be more proactive. Read the System Basics document to learn more.

Search for local government or school district

Search Now

Release Note

These fiscal stress scores are based on end-of-year results, and this provides a measurement of local governments' and school districts' ability to respond to the financial impact of the ongoing public health crisis. OSC continues to work to provide targeted training and guidance for our governments and school districts. See the Finance Toolkit for more information.

Lists	Tools
Local Governments	Self-Assessment Tool
School Districts	Capital Planning Webinar
Search Tool	Multiple Planning Material

Publications	Help
System Manual	System Enhancements
Research Reports	Indicator Reference Guides
Fiscal Risk Advisory Alerts	Training and Webinars
Archived System Publications	Activated System Data

Financial Toolkit for Local Officials

Office of the NEW YORK STATE COMPTROLLER
NYS Comptroller Thomas P. DiNapoli

Log In | Search | Toggle

Unclassified | Relevant | Local Government | Agencies | Vendors | Audits | Reports | Other

Financial Toolkit for Local Officials in 2020 and Beyond

Local government and school district leaders are faced with unprecedented challenges in the wake of the pandemic, including simultaneously managing the public health response and the budgetary impacts of the financial crisis. OSC has many resources that can be used by local officials as they deal with revenue disruption and rising demands for services. On this page we have provided links to guidance, tools, training and much more on the District's webpage to assist you during these troubling times.

Comptroller Charles Amicone | [New Law 90](#) | [New Local Government](#) | [Teacher Contracting](#) | [Pandemic](#) | [Measure in Support of Financial Stability](#)

- [A/B/C Methods to Deal Stress](#)
- [Addressing a Current Budget Imbale](#)
- [Budgeting in Future Years](#)
- [Cash Flow Management Strategies](#)
- [Initiatives Related to COVID-19](#)

NYS COMPTROLLER
THOMAS P. DINAPOLI

Self-Assessment Tool Demo

Office of the NEW YORK STATE COMPTROLLER
NYS Comptroller Thomas P. DiNapoli

Fiscal Stress Monitoring System*

Search Tool

Reset Filters | Download All Data

Fiscal Year Ending	Local Government School District Name	County	Stress Designation	Region	Fiscal Scores			Environmental Score	Self-Assessment Tool (Lvl)
					Current Year	1 Year Prior	2 Years Prior		
2019	Village Alden	Jefferson	No Designation	North Country	22.1	23.3	27.1	36.7	Overmet A
2019	School Adirondack	Schoharie	No Designation	Southern Tier	0.0	0.0	0.0	0.0	Overmet A
2019	Village Adirondack	Schoharie	No Designation	Southern Tier	22.8	19.2	3.3	33.3	Overmet A
2019	School Adirondack	Oneida	No Designation	Northwest Valley	13.3	36.7	10.0	10.0	Overmet A
2019	School Adirondack	Chenango	Not Filed	Southern Tier	-	0.0	0.0	-	-
2019	Village Adirondack	Chenango	No Designation	Southern Tier	0.0	0.0	0.0	33.3	Overmet A
2019	School Adirondack	Elie	No Designation	Western New York	0.0	0.0	0.0	0.0	Overmet A
2019	Village Adirondack	Elie	No Designation	Western New York	0.0	10.0	36.7	16.7	Overmet A
2019	School Adirondack	Albany	Reclassification	Capital District	36.3	33.3	0.0	36.7	Overmet A
2019	School Adirondack	Chenango	No Designation	Finger Lakes	0.0	0.0	0.0	13.3	Overmet A
2019	Village Adirondack	Chenango	No Designation	Finger Lakes	0.0	0.0	0.0	36.7	Overmet A
2019	School Adirondack	Elie	No Designation	Western New York	0.0	0.0	0.0	0.0	Overmet A
2019	Village Adirondack	Elie	No Designation	Western New York	3.3	3.3	0.0	10.0	Overmet A
2019	School Adirondack	Cattaraugus	No Designation	Finger Lakes	10.0	3.3	3.3	0.0	Overmet A
2019	Village Adirondack	Cattaraugus	No Designation	Finger Lakes	3.3	0.7	10.0	10.0	Overmet A
2019	School Adirondack	Jefferson	No Designation	North Country	0.7	0.7	0.0	10.0	Overmet A
2019	Village Adirondack	Jefferson	No Designation	North Country	1.7	3.7	3.7	20.0	Overmet A
2019	Village Adirondack	Albany	No Designation	Western New York	3.3	0.0	-	30.0	Overmet A
2019	School Adirondack	Albany	No Designation	Western New York	0.0	0.0	0.7	10.0	Overmet A
2019	Village Adirondack	Cattaraugus	No Designation	Western New York	10.0	0.7	0.7	13.3	Overmet A
2019	School Adirondack	Cattaraugus	No Designation	Western New York	0.0	0.0	0.0	0.0	Overmet A

<https://www.osc.state.ny.us/local-government/fiscal-monitoring>

Contact Us

- Email: localgov@osc.ny.gov
- Phone Number: (866) 321-8503
 - Option 4 for Data Management Unit



NYS COMPTROLLER
THOMAS P. DiNAPOLI

17

Questions and Answers



OSC Division of Local Government
and School Accountability



NYS COMPTROLLER
THOMAS P. DiNAPOLI

18