


Office of the New York State Comptroller

Thomas P. DiNapoli • State Comptroller



Fiscal Stress Monitoring System[®]

School Districts in Stress Fiscal Years Ending 2015

January 28, 2016

The Fiscal Stress Monitoring System and resulting fiscal stress designations rely on data (as of 12/31/2015) from ST-3 reports submitted by school districts to the State Education Department.

This list (sorted in order of fiscal stress score) reflects a fiscal year end date of June 30, 2015.

School district information for the fiscally dependent districts (Buffalo, Rochester, Syracuse and Yonkers) will be incorporated into the scoring of their respective cities.

Significant Stress

Greater than or equal to 65% of total points

Name	County	Economic Development Region	Fiscal Score
Hempstead Union Free School District	Nassau	Long Island	98.3%
Sachem Central School District	Suffolk	Long Island	75.0%
Wyandanch Union Free School District	Suffolk	Long Island	75.0%
West Seneca Central School District	Erie	Western New York	73.3%
Corinth Central School District	Saratoga	Capital District	73.3%
East Ramapo Central School District	Rockland	Mid-Hudson Region	66.7%
Herkimer Central School District	Herkimer	Mohawk Valley	65.0%
Copiague Union Free School District	Suffolk	Long Island	65.0%

If a school district is not shown on this list, it may not have filed its ST-3 report, may have data that is inconclusive for FSMS or may have no designation.

[Check the status of an individual school district.](#)


[Learn more about the System and Scoring](#)

ACT FAST Avoid Crisis Tomorrow with Fiscal Awareness Strategies for Today

Division of Local Government and School Accountability

Office of the New York State Comptroller

Thomas P. DiNapoli • State Comptroller



Fiscal Stress Monitoring System[®]

School Districts in Stress Fiscal Years Ending 2015

January 28, 2016

Moderate Stress

Greater than or equal to 45% of total points

Name	County	Economic Development Region	Fiscal Score
Utica City School District	Oneida	Mohawk Valley	63.3%
Rensselaer City School District	Rensselaer	Capital District	60.0%
Fulton City School District	Oswego	Central New York	58.3%
New Paltz Central School District	Ulster	Mid-Hudson Region	58.3%
Poughkeepsie City School District	Dutchess	Mid-Hudson Region	58.3%
Scio Central School District	Allegany	Western New York	58.3%
Evans-Brant Central School District	Erie	Western New York	56.7%
Otego-Unadilla Central School District	Otsego	Southern Tier	56.7%
Rhinebeck Central School District	Dutchess	Mid-Hudson Region	56.7%
Sandy Creek Central School District	Oswego	Central New York	56.7%
Jamestown City School District	Chautauqua	Western New York	55.0%
Watervliet City School District	Albany	Capital District	55.0%
Broadalbin-Perth Central School District	Fulton	Mohawk Valley	51.7%
Adirondack Central School District	Oneida	Mohawk Valley	51.7%
Cazenovia Central School District	Madison	Central New York	51.7%
Gloversville City School District	Fulton	Mohawk Valley	51.7%
East Islip Union Free School District	Suffolk	Long Island	50.0%
Weedsport Central School District	Cayuga	Central New York	50.0%
Elwood Union Free School District	Suffolk	Long Island	48.3%
Holley Central School District	Orleans	Finger Lakes	48.3%
Cortland City School District	Cortland	Central New York	46.7%
Eastport-South Manor Central School District	Suffolk	Long Island	46.7%
De Ruyter Central School District	Madison	Central New York	45.0%
Eldred Central School District	Sullivan	Mid-Hudson Region	45.0%

If a school district is not shown on this list, it may not have filed its ST-3 report, may have data that is inconclusive for FSMS or may have no designation.

[Check the status of an individual school district.](#)

ACT FAST Avoid Crisis Tomorrow with Fiscal Awareness Strategies for Today

Division of Local Government and School Accountability

Office of the New York State Comptroller

Thomas P. DiNapoli • State Comptroller



Fiscal Stress Monitoring System[®]

School Districts in Stress Fiscal Years Ending 2015

January 28, 2016

Susceptible to Fiscal Stress

Greater than or equal to 25% of total points


Name	County	Economic Development Region	Fiscal Score
East Quogue Union Free School District	Suffolk	Long Island	41.7%
Brookfield Central School District	Madison	Central New York	38.3%
Glens Falls City School District	Warren	Capital District	38.3%
Hudson Falls Central School District	Washington	Capital District	38.3%
Niagara-Wheatfield Central School District	Niagara	Western New York	38.3%
Tuxedo Union Free School District	Orange	Mid-Hudson Region	38.3%
Alexander Central School District	Genesee	Finger Lakes	36.7%
Parishville-Hopkinton Central School District	St. Lawrence	North Country	36.7%
Plattsburgh City School District	Clinton	North Country	36.7%
Lafayette Central School District	Onondaga	Central New York	36.7%
Brasher Falls Central School District	St. Lawrence	North Country	35.0%
East Aurora Union Free School District	Erie	Western New York	35.0%
Greenwich Central School District	Washington	Capital District	35.0%
Lackawanna City School District	Erie	Western New York	35.0%
Campbell-Savona Central School District	Steuben	Southern Tier	33.3%
Waterville Central School District	Oneida	Mohawk Valley	33.3%
Wayne Central School District	Wayne	Finger Lakes	33.3%
Long Beach City School District	Nassau	Long Island	31.7%
Oceanside Union Free School District	Nassau	Long Island	31.7%
Port Washington Union Free School District	Nassau	Long Island	31.7%
Valley Stream Twenty-Four Union Free School District	Nassau	Long Island	31.7%
West Islip Union Free School District	Suffolk	Long Island	31.7%
Ausable Valley Central School District	Clinton	North Country	30.0%
Bayport-Blue Point Union Free School District	Suffolk	Long Island	30.0%
Fillmore Central School District	Allegany	Western New York	30.0%
Riverhead Central School District	Suffolk	Long Island	30.0%
Southampton Union Free School District	Suffolk	Long Island	30.0%
Commack Union Free School District	Suffolk	Long Island	30.0%
New Rochelle City School District	Westchester	Mid-Hudson Region	30.0%
Sauquoit Valley Central School District	Oneida	Mohawk Valley	30.0%
Deer Park Union Free School District	Suffolk	Long Island	30.0%

ACT FAST Avoid Crisis Tomorrow with Fiscal Awareness Strategies for Today

Division of Local Government and School Accountability

Office of the New York State Comptroller

Thomas P. DiNapoli • State Comptroller



Fiscal Stress Monitoring System[®]

School Districts in Stress Fiscal Years Ending 2015

January 28, 2016

Susceptible to Fiscal Stress

Greater than or equal to 25% of total points

Name	County	Economic Development Region	Fiscal Score
Bay Shore Union Free School District	Suffolk	Long Island	28.3%
Beacon City School District	Dutchess	Mid-Hudson Region	28.3%
Bedford Central School District	Westchester	Mid-Hudson Region	28.3%
Candor Central School District	Tioga	Southern Tier	28.3%
Cooperstown Central School District	Otsego	Southern Tier	28.3%
East Moriches Union Free School District	Suffolk	Long Island	28.3%
Jasper-Troupsburg Central School District	Steuben	Southern Tier	28.3%
Richfield Springs Central School District	Otsego	Southern Tier	28.3%
Shoreham-Wading River Central School District	Suffolk	Long Island	28.3%
North Tonawanda City School District	Niagara	Western New York	26.7%
Central Islip Union Free School District	Suffolk	Long Island	26.7%
Grand Island Central School District	Erie	Western New York	26.7%
New Suffolk Common School District	Suffolk	Long Island	26.7%
Oswego City School District	Oswego	Central New York	26.7%
Tupper Lake Central School District	Franklin	North Country	26.7%
West Hempstead Union Free School District	Nassau	Long Island	26.7%
Wynantskill Union Free School District	Rensselaer	Capital District	26.7%
Rocky Point Union Free School District	Suffolk	Long Island	25.0%
South Glens Falls Central School District	Saratoga	Capital District	25.0%

If a school district is not shown on this list, it may not have filed its ST-3 report, may have data that is inconclusive for FSMS or may have no designation.

[Check the status of an individual school district.](#)



Like us on Facebook at facebook.com/nyscomptroller

Follow us on Twitter @[@nyscomptroller](https://twitter.com/nyscomptroller)

Copyright © 2013 The New York State Office of the State Comptroller

ACT FAST Avoid Crisis Tomorrow with Fiscal Awareness Strategies for Today

Division of Local Government and School Accountability