

# Federal Aid Reported By Local Governments

Robert Caracciolo, Program Research Specialist  
Division of Local Government & School Accountability



NYS COMPTROLLER  
**THOMAS P. DiNAPOLI**

---

# Roadmap

- Explaining the Data
- Direct Federal Aid Reported
- Types of Federal Aid
- Recent Trends

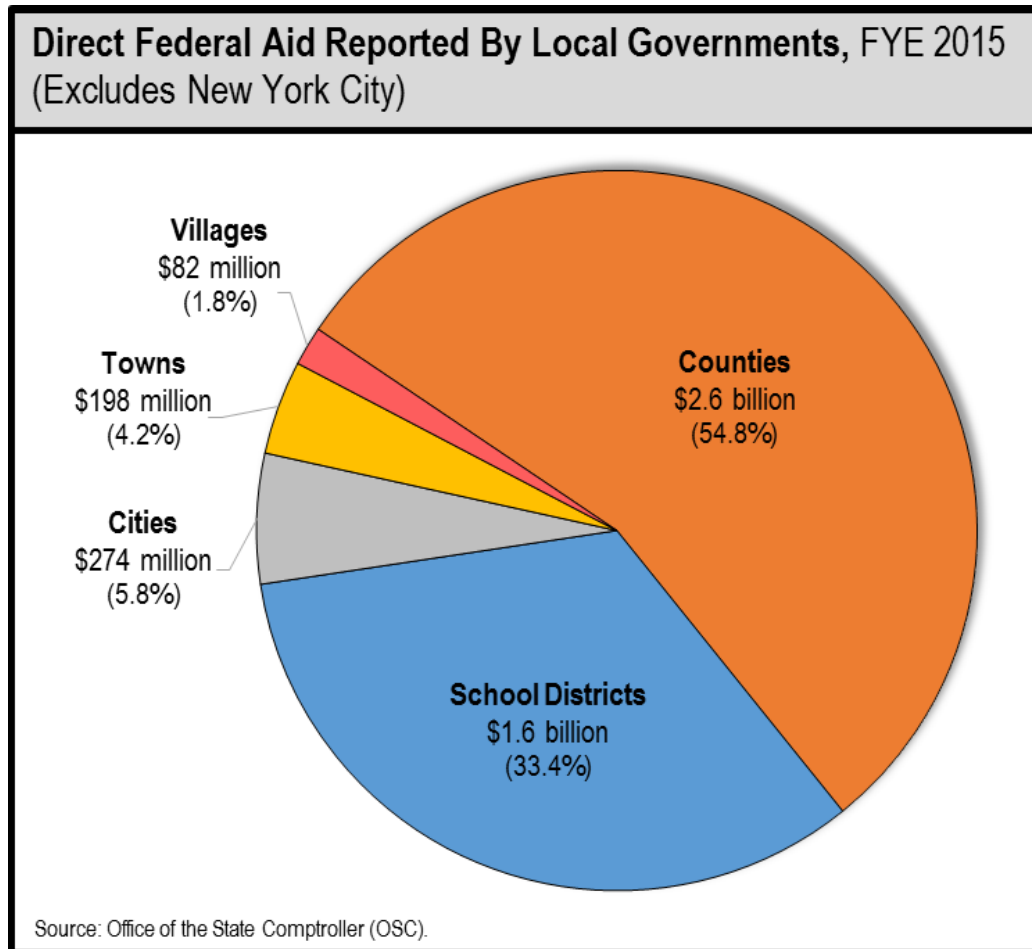


# The Data

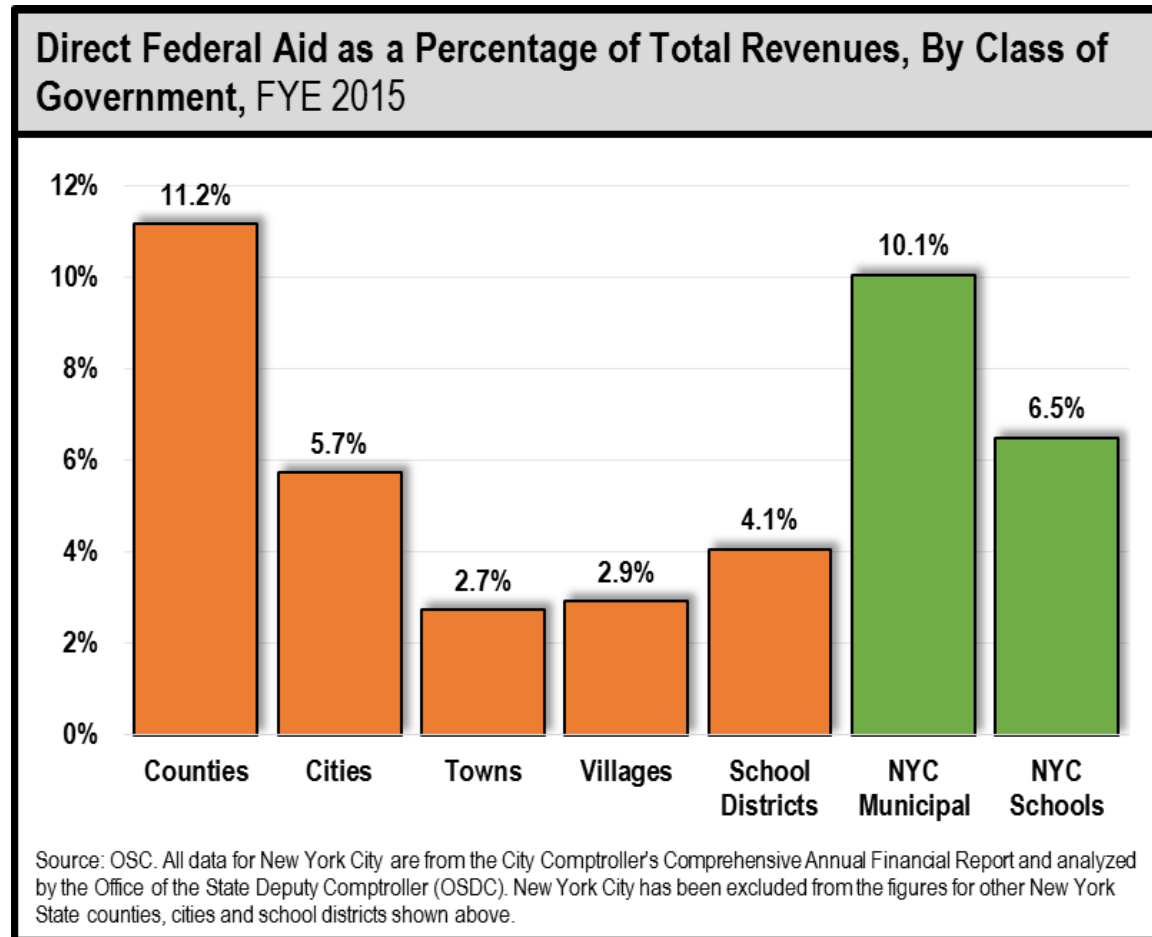
- Reported by local governments and submitted to OSC.
- Only accounts for “direct federal aid.”
  - Includes aid to help administer some large federal health benefits and social services programs.
  - Does not include payments to program providers and recipients.



# Total Amount Reported



# As a Share of Total Revenues



# Categories

## Type of Direct Federal Aid, By Class of Government, FYE 2015 (Excludes New York City)

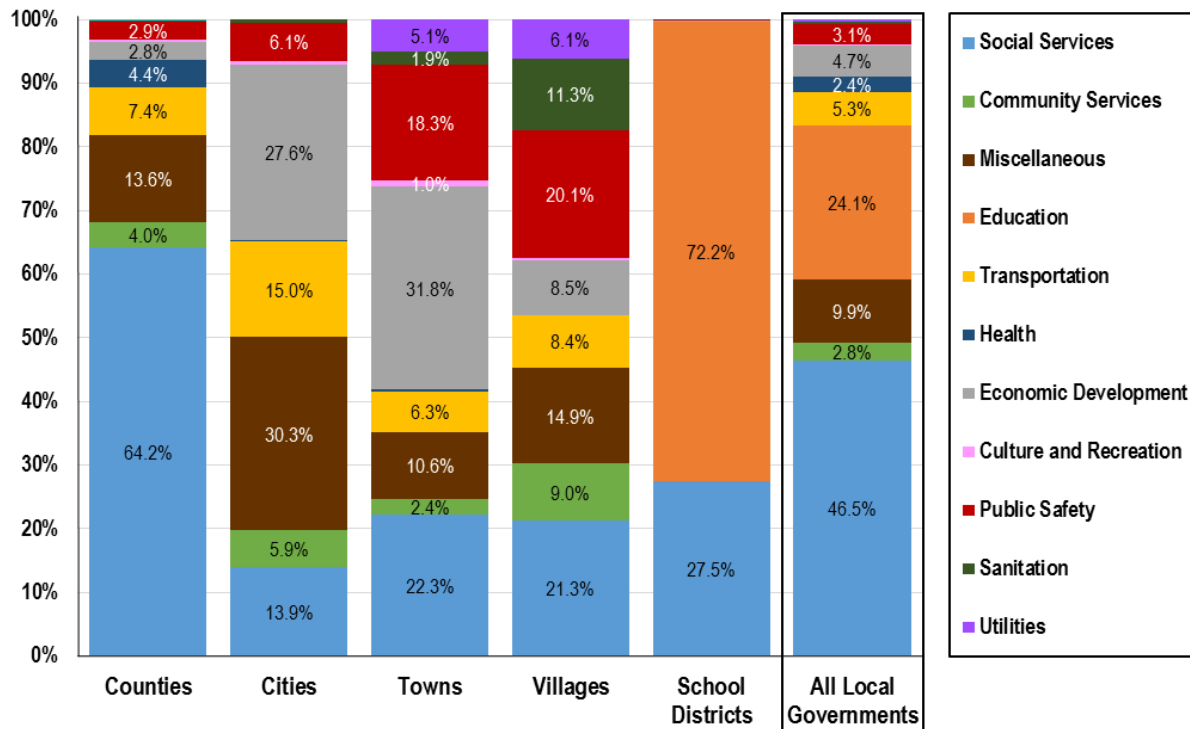
Federal Aid Categories	Counties	Cities	Towns	Villages	School Districts	Total
Community Services	\$102,975,650	\$16,158,655	\$4,680,953	\$7,445,732	\$0	\$131,260,989
Culture and Recreation	\$10,253,920	\$1,492,281	\$1,957,740	\$273,607	\$16,803	\$13,994,350
Economic Development	\$71,929,478	\$75,555,534	\$62,998,775	\$7,026,713	\$3,434,775	\$220,945,275
Education	\$1,826,905	\$42,415	\$0	\$0	\$1,130,404,505	\$1,132,273,825
General Government	\$2,353,908	\$11,148	\$0	\$19,960	\$0	\$2,385,016
Health	\$112,455,559	\$538,929	\$687,299	\$22,810	\$0	\$113,704,597
Miscellaneous	\$350,285,295	\$82,918,581	\$20,979,098	\$12,315,870	\$0	\$466,498,843
Public Safety	\$73,908,762	\$16,681,068	\$36,269,211	\$16,560,908	\$2,198,239	\$145,618,188
Sanitation	\$3,789,657	\$1,200,000	\$3,766,427	\$9,280,209	\$0	\$18,036,293
Social Services	\$1,649,936,988	\$38,151,359	\$44,280,662	\$17,527,184	\$430,156,864	\$2,180,053,058
Transportation	\$188,860,802	\$41,231,896	\$12,586,337	\$6,885,667	\$0	\$249,564,702
Utilities	\$0	\$0	\$10,116,046	\$5,027,021	\$0	\$15,143,067

Source: OSC.



# Categories Cont.

Type of Direct Federal Aid as a Percentage of Total Federal Aid, By Class of Government, FYE 2015 (Excludes New York City)

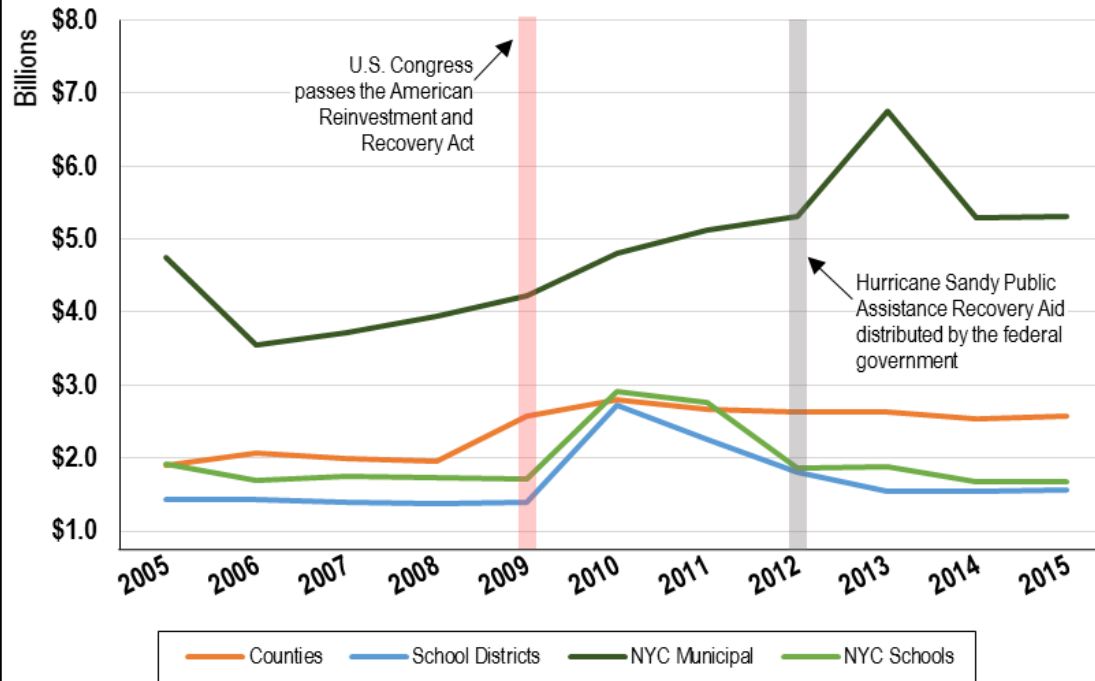


Source: OSC. Data labels are not shown for federal aid categories that are less than 1.0 percent of total federal aid.



# Over the Years

Direct Federal Aid Reported on an Annual Basis, FYE 2005 to 2015



Source: OSC. All data for New York City are from the City Comptroller's Comprehensive Annual Financial Report and analyzed by OSD. New York City has been excluded from the figures for other New York State counties and school districts shown above.






# Key Takeaways

- Direct federal aid received by local governments supports critical services and programs.
- Recently proposed federal policy changes could impact aid distribution.
- OSC will continue to monitor federal aid revenues reported by local governments.




















# Online Search Tool

2015 Direct Federal Aid Reported by Local Governments and School Districts 

Reset Search

Download All Data

Class 	Local Government/ School District Name 	County 	Region 	Total Federal Aid 	As a Percentage of Total Revenues 	Aid Breakdown
Select 	<input type="text" value="Search ..."/>	<input type="text" value="Search ..."/>	Select 	<input type="text"/>	<input type="text"/>	<input type="text"/>
County	Nassau	Nassau	Long Island	\$349,820,000	10.7%	
County	Suffolk	Suffolk	Long Island	\$275,388,949	9.4%	
County	Westchester	Westchester	Mid-Hudson	\$268,349,007	10.8%	
County	Erie	Erie	Western New York	\$198,277,473	12.6%	
County	Monroe	Monroe	Finger Lakes	\$146,857,885	9.0%	
County	Broome	Broome	Southern Tier	\$125,992,657	25.2%	
County	Onondaga	Onondaga	Central New York	\$123,573,642	11.9%	
School	Rochester	Monroe	Finger Lakes	\$87,882,890	11.4%	
County	Orange	Orange	Mid-Hudson	\$81,413,580	10.1%	



# Questions




# Resources

- Full Report:  
<http://www.osc.state.ny.us/localgov/pubs/research/federal-aid-impact.pdf>
- Online Search Tool:  
<http://wwe1.osc.state.ny.us/localgov/fedaid/fedaid.cfm>



# Thank You



## **Division of Local Government and School Accountability**

[localtraining@osc.state.ny.us](mailto:localtraining@osc.state.ny.us)



NYS COMPTROLLER  
**THOMAS P. DiNAPOLI**