

Fiscal Stress Monitoring System A Briefing for Local Governments

Jay Phillips, Associate Examiner, Local Official Training Unit
Adam Thumen, Associate Examiner, Research Unit



NYS COMPTROLLER
THOMAS P. DiNAPOLI

1

FSMS Basics

What We Measure

- Evaluate fiscal stress from a budgetary solvency perspective
 - Does the local government or school district generate enough revenues to meet expenditures?
- Narrow in scope



NYS COMPTROLLER
THOMAS P. DiNAPOLI

2

FSMS Basics

What We (Don't) Measure

- The System does not:
 - Assess how a local government is being managed
 - Adjust for late-breaking local developments
 - Consider the impact of the local political climate
 - Assess overall fiscal “health”



NYS COMPTROLLER
THOMAS P. DiNAPOLI

3

System Basics

How We Measure

- Objective
- Utilize a set of standard calculations that are:
 - Uniformly applied
 - Relevant (ICMA)
- Based on financial data already being filed with OSC



NYS COMPTROLLER
THOMAS P. DiNAPOLI

4

FSMS Basics

How We Measure

- **Financial Indicators**
 - Evaluate budgetary solvency—the ability to generate enough revenue to meet expenses.
- **Environmental Indicators**
 - Capture trends that are generally outside the control of local government officials but influence revenue-raising capability and demands for service. Provides context.



NYS COMPTROLLER
THOMAS P. DiNAPOLI

5

FSMS Modifications

System Resources

- **FSMS Manual**
 - <http://www.osc.state.ny.us/localgov/fiscalmonitoring/pdf/system-manual.pdf>
- **FSMS System Basics**
 - <http://www.osc.state.ny.us/localgov/fiscalmonitoring/pdf/system-basics.pdf>
- **FSMS System Enhancements – Local Governments**
 - <http://osc.state.ny.us/localgov/fiscalmonitoring/pdf/system-enhancements-local-governments.pdf>



NYS COMPTROLLER
THOMAS P. DiNAPOLI

6

Financial Indicators

How We Measure

Category	# Indicator Calculations	Point Value
Year-End Fund Balance	2	50
Operating Deficits	1	10
Cash Position	2	20
Use of Short-Term Cash-Flow Debt	2	10
Fixed Costs	2	10
Total	9	100



NYS COMPTROLLER
THOMAS P. DiNAPOLI

7

Environmental Indicators

- Change in Population
- Percent of Households with Public Assistance
- Percent of Population Under 18 and Over 65
- Percent Change in Home Value
- Median Household Income
- Unemployment Rate
- Reliance on State and Federal Aid



NYS COMPTROLLER
THOMAS P. DiNAPOLI

8

System Scoring

How We Measure

- 100 points
- 2 separate scores issued – fiscal stress score and environmental stress score
- Same naming conventions used for both fiscal and environmental:
 - Significant, Moderate, Susceptible and No Designation



NYS COMPTROLLER
THOMAS P. DiNAPOLI

9

System Scoring

How We Measure

- Financial indicator score drives classification:
 - 65 – 100 = Significant
 - 55 – 64.9 = Moderate
 - 45 – 54.9 = Susceptible
 - 0 – 44.9 = No Designation
- Environmental indicator score (separate)
 - 65 – 100 = Significant
 - 45 – 64.9 = Moderate
 - 25 – 44.9 = Susceptible
 - 0 – 24.9 = No Designation



NYS COMPTROLLER
THOMAS P. DiNAPOLI

10

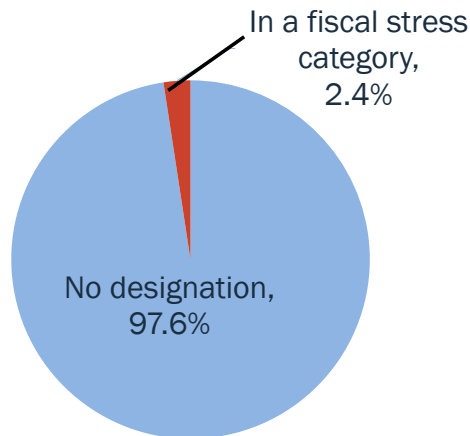
Fiscal Stress Monitoring System Scores for Local Governments

Common Themes Fiscal Year Ending (FYE) 2018

* Results are preliminary

Fiscal Stress Results

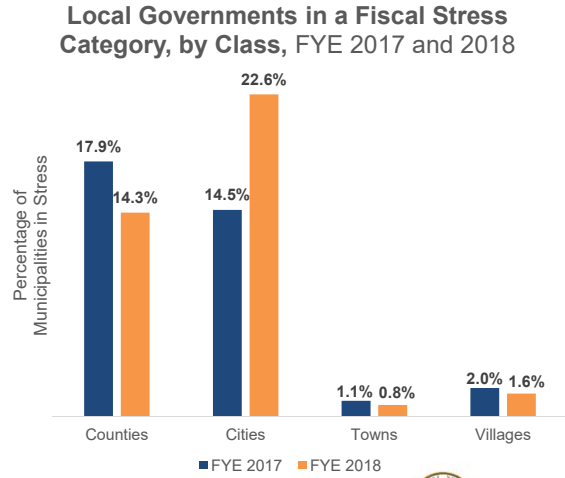
- Most local governments were not in a fiscal stress designation for FYE 2018.



- Results are preliminary. Counts are for calendar-year and non-calendar year entities that filed conclusive data with OSC for FYE 2018.

Scores by Class

- Counties and cities are more likely to be in fiscal stress



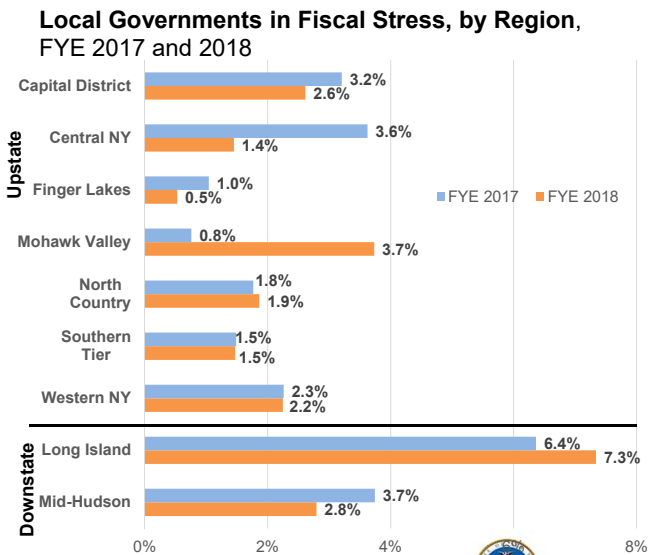
* Results are preliminary

NYS COMPTROLLER
THOMAS P. DiNAPOLI

13

Scores by Region

- Stress continued to be particularly prevalent downstate.



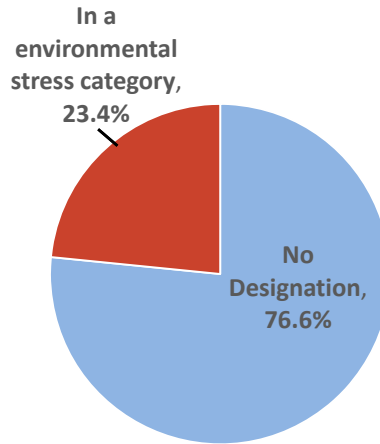
* Results are preliminary

NYS COMPTROLLER
THOMAS P. DiNAPOLI

14

Environmental Stress Results

- About a quarter of local governments were in an environmental stress category for FY 2018



- Results are preliminary. Counts are for calendar-year and non-calendar year entities that filed conclusive data with OSC for FYE 2018.



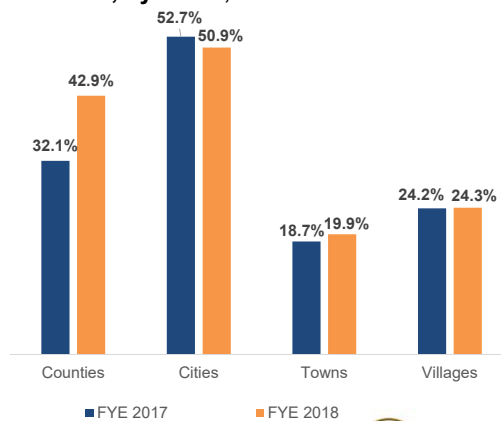
NYS COMPTROLLER
THOMAS P. DiNAPOLI

15

Scores by Class

- As was the case with fiscal stress, counties and cities were more likely to show signs of environmental stress.

Percent of Municipalities in Environmental Stress, by Class, FYE 2017 and 2018



- * Results are preliminary

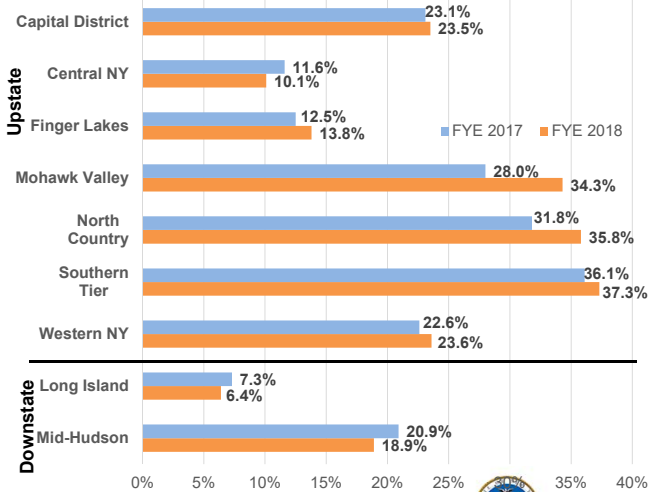


NYS COMPTROLLER
THOMAS P. DiNAPOLI

16

Scores by Region

Local Governments in Environmental Stress, by Region, FYE 2017 and 2018



- While local governments located downstate showed more signs of fiscal stress, upstate local governments were more likely to show signs of environmental stress.

* Results are preliminary

NYS COMPTROLLER
THOMAS P. DiNAPOLI

17

Non-Filers and Inconclusive Data

- Municipalities are legally required to report financial data within 120 days of fiscal year end.
- We include late filers up to 8 months after fiscal year end in FSMS.
 - However, local governments may have submitted data that is not sufficiently complete to calculate a score, which are classified as “inconclusive”
- 139 municipalities did not file in time to receive a score, while no entity was found to be inconclusive
- 25 local governments have not filed in time to receive a score for all six years.

* Results are preliminary

NYS COMPTROLLER
THOMAS P. DiNAPOLI

18

Fiscal Stress Monitoring System

The Upcoming Release



NYS COMPTROLLER
THOMAS P. DiNAPOLI

19

Score Release Process

- Upcoming release for calendar year files
 - Based on AUD 2018 fiscal year end
- No surprises approach – communication is key
 - Local Govs in stress – emails to CEO and CFO
 - All Local Govs – emails to CEO and CFO a few days before public release



NYS COMPTROLLER
THOMAS P. DiNAPOLI

20

Key Takeaways

- **Communication**
 - Be prepared - Know your details and be ready to speak to them
- **Environmental indicator score is important too**
- **Focus will likely be on.....**
 - Places in Stress
 - Major score changes
- **Utilize our website resources**



NYS COMPTROLLER
THOMAS P. DiNAPOLI

21

Resources

NYS Comptroller
THOMAS P. DiNAPOLI

Home | Our Office | Newsroom | Resources For | Find Info About | Search

Home » Local Government » Fiscal Stress Monitoring System

Fiscal Stress Monitoring System

State Comptroller Thomas P. DiNapoli created an early warning system for communities and school districts with fiscal problems. Alerting everyone to potential problems gives local officials and taxpayers the opportunity to be more proactive. Read the [System Basics](#) document to learn more.

Search for a local government or school district.

Search Now

Lists Local Governments School Districts Search Tool	Tools Self-Assessment Tool Capital Planning Tutorial Multiyear Planning Tutorial	Publications System Manual Research Reports Financial Condition Audits Archived System Publications	Help System Enhancements Indicator Reference Guides Training and Webinars Archived System Data
--	--	--	---

<http://www.osc.state.ny.us/localgov/fiscalmonitoring/index.htm>



NYS COMPTROLLER
THOMAS P. DiNAPOLI

22

Contact Us

- Email: localgov@osc.ny.gov
- Phone Number: (866) 321-8503
 - Option 4 for Data Management Unit



NYS COMPTROLLER
THOMAS P. DiNAPOLI

23

Thank You



Division of Local Government and School Accountability



NYS COMPTROLLER
THOMAS P. DiNAPOLI

24